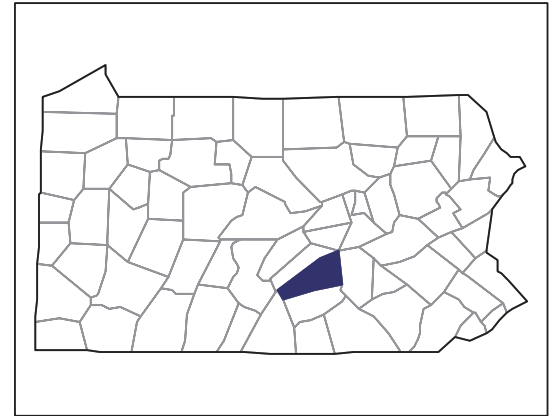


# 2007 CENSUS OF AGRICULTURE



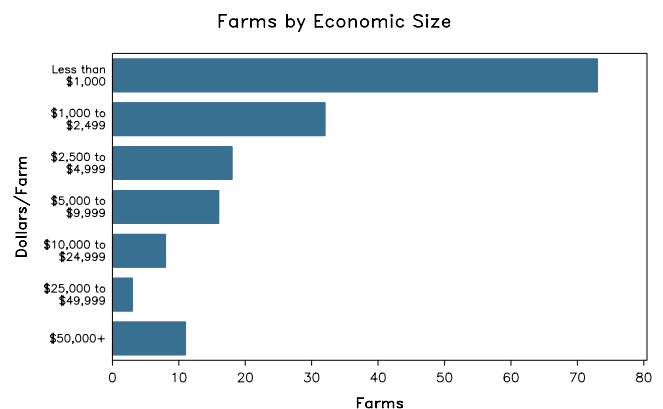
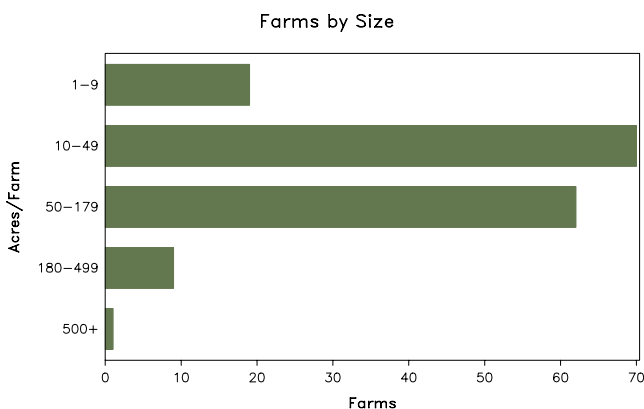
## Perry County – Pennsylvania

### Farms with Women Principal Operators Compared with All Farms

	Women Principal Operators	All Farms
<b>Number of Farms</b>	161	1,002
<b>Land in Farms</b>	11,098 acres	144,375 acres
<b>Average Size of Farm</b>	69 acres	144 acres
<b>Market Value of Products Sold</b>	\$6,471,000	\$105,052,000
Crop Sales	\$566,000	\$13,543,000
Livestock Sales	\$5,905,000	\$91,508,000
Average Per Farm	\$40,190	\$104,842
<b>Government Payments</b>	\$123,000	\$1,966,000
Average Per Farm Receiving Payments	\$2,565	\$5,188

See footnotes on reverse page.

### Farms with Women Principal Operators



# 2007 CENSUS OF AGRICULTURE

## Perry County – Pennsylvania Farms with Women Principal Operators

### Selected Highlights

Item	Farms	Quantity
<b>MARKET VALUE OF AGRICULTURAL PRODUCTS SOLD (\$1,000)</b>		
Total value of agricultural products sold	161	6,471
Value of crops including nursery and greenhouse	61	566
Value of livestock, poultry, and their products	57	5,905
<b>VALUE OF SALES BY COMMODITY GROUP (\$1,000)</b>		
Grains, oilseeds, dry beans, and dry peas	19	80
Tobacco	-	-
Cotton and cottonseed	-	-
Vegetables, melons, potatoes and sweet potatoes	5	(D)
Fruits, tree nuts, and berries	1	(D)
Nursery, greenhouse, floriculture, and sod	5	270
Cut Christmas trees and short rotation woody crops	-	-
Other crops and hay	43	195
Poultry and eggs	18	(D)
Cattle and calves	15	(D)
Milk and other dairy products from cows	5	763
Hogs and pigs	6	2,740
Sheep, goats, and their products	13	46
Horses, ponies, mules, burros, and donkeys	9	12
Aquaculture	6	(D)
Other animals and other animal products	2	(D)
<b>TOP CROP ITEMS (acres)</b>		
Forage - land used for all hay and haylage, grass silage, and greenchop	61	1,905
Corn for grain	19	454
Corn for silage or greenchop	2	(D)
Oats for grain	7	73
Soybeans for beans	4	72
<b>TOP LIVESTOCK INVENTORY ITEMS (number)</b>		
Broilers and other meat-type chickens	1	(D)
Turkeys	6	(D)
Hogs and pigs	5	10,445
Cattle and calves	20	785
Goats, all	16	539

### Operator Characteristics

Item	Quantity
Primary occupation:	
Farming	54
Other	107
Days worked off farm:	
None	67
Any	94
Years on present farm:	
2 years or less	15
3 to 4 years	4
5 to 9 years	32
10 years or more	110
Age group:	
Under 45 years	22
45 to 64 years	78
65 years and over	61
Average age of principal operator (years)	59.9

### Economic Characteristics

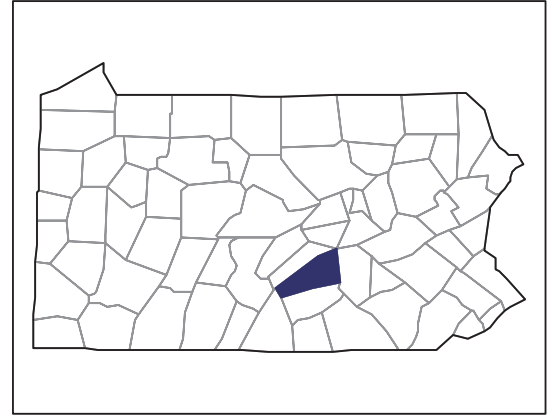
Item	Quantity
Farms by value of sales:	
Less than \$1,000	93
\$1,000 to \$2,499	22
\$2,500 to \$4,999	11
\$5,000 to \$9,999	14
\$10,000 to \$49,999	10
\$50,000 to \$99,999	2
\$100,000 to \$249,999	4
\$250,000 to \$499,999	1
\$500,000 or more	4
Total farm production expenses (\$1,000)	6,878
Average per farm (\$)	42,723
Net cash farm income of operation (\$1,000)	-119
Average per farm (\$)	-736
Value of agricultural products sold directly to individuals for human consumption (\$1,000)	13
Total organic product sales (\$1,000)	(D)
Total income from farm-related sources, gross before taxes and expenses (\$1,000)	166

See "Census of Agriculture, Volume 1, Geographic Area Series" for complete footnotes, explanations, definitions, and methodology.  
(D) Cannot be disclosed. (Z) Less than half of the unit shown.

# 2007 CENSUS OF AGRICULTURE

## Perry County – Pennsylvania

### Farms with Spanish, Hispanic, or Latino Operators Compared with All Farms



Data are not available at this geographic level for farms with Spanish, Hispanic, or Latino operators.



United States Department of Agriculture  
National Agricultural Statistics Service

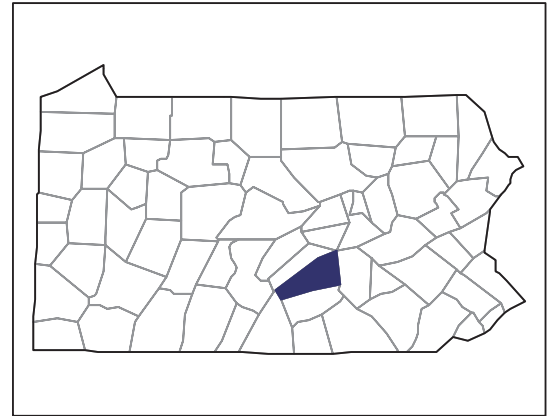
[www.agcensus.usda.gov](http://www.agcensus.usda.gov)



# 2007 CENSUS OF AGRICULTURE

## Perry County – Pennsylvania

### Farms with American Indian or Alaska Native Operators Compared with All Farms



Data are not available at this geographic level for farms with American Indian or Alaska Native operators.



United States Department of Agriculture  
National Agricultural Statistics Service

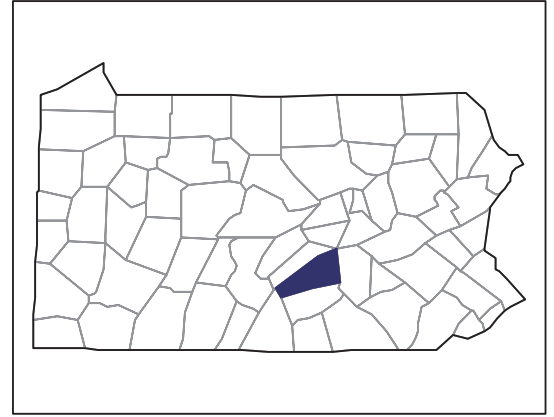
[www.agcensus.usda.gov](http://www.agcensus.usda.gov)



# 2007 CENSUS OF AGRICULTURE

**Perry County – Pennsylvania**

**Farms with Asian Operators  
Compared with All Farms**



**Data are not available at this geographic level for farms with Asian operators.**



United States Department of Agriculture  
National Agricultural Statistics Service

[www.agcensus.usda.gov](http://www.agcensus.usda.gov)

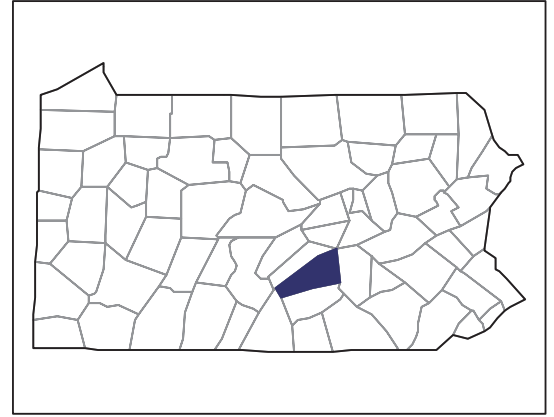




# 2007 CENSUS *OF* AGRICULTURE

**Perry County – Pennsylvania**

**Farms with Black or African American  
Operators Compared with All Farms**



Data are not available at this geographic level for farms with Black or African American operators.



United States Department of Agriculture  
National Agricultural Statistics Service

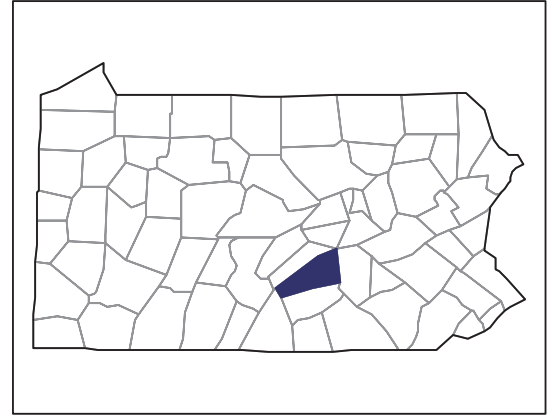
[www.agcensus.usda.gov](http://www.agcensus.usda.gov)



# 2007 CENSUS *OF* AGRICULTURE

## Perry County – Pennsylvania

### Farms with Native Hawaiian or Other Pacific Islander Operators Compared with All Farms



Data are not available at this geographic level for farms with Native Hawaiian or Other Pacific Islander operators.



United States Department of Agriculture  
National Agricultural Statistics Service

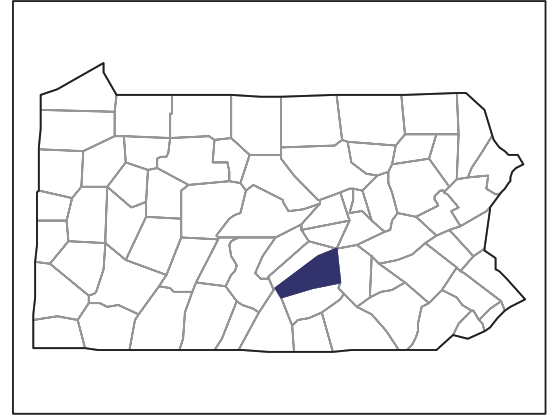
[www.agcensus.usda.gov](http://www.agcensus.usda.gov)



# 2007 CENSUS OF AGRICULTURE

**Perry County – Pennsylvania**

**Farms with White Operators  
Compared with All Farms**



**Data are not available at this geographic level for farms with White operators.**



United States Department of Agriculture  
National Agricultural Statistics Service

[www.agcensus.usda.gov](http://www.agcensus.usda.gov)

