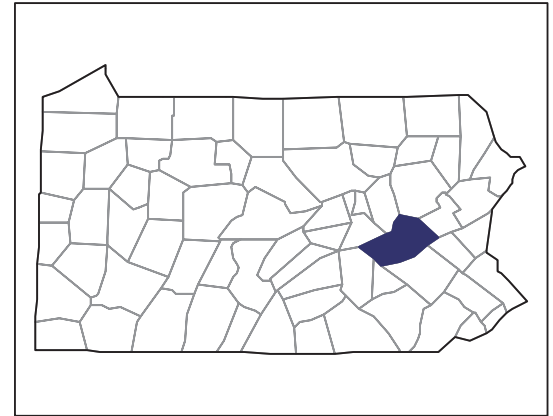


2007 CENSUS OF AGRICULTURE



Schuylkill County – Pennsylvania

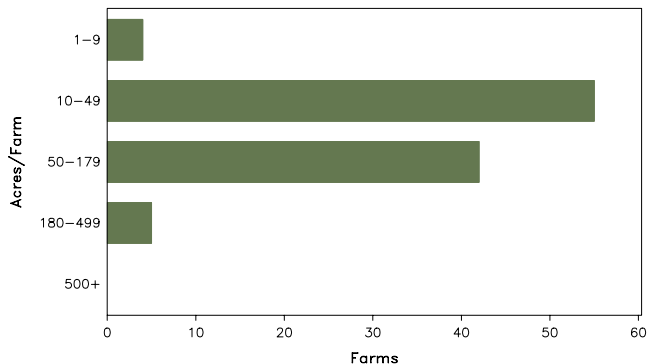
Farms with Women Principal Operators Compared with All Farms

	Women Principal Operators	All Farms
Number of Farms	106	966
Land in Farms	6,319 acres	118,501 acres
Average Size of Farm	60 acres	123 acres
Market Value of Products Sold	\$897,000	\$124,752,000
Crop Sales	\$105,000	\$56,308,000
Livestock Sales	\$793,000	\$68,445,000
Average Per Farm	\$8,467	\$129,143
Government Payments	\$161,000	\$1,917,000
Average Per Farm Receiving Payments	\$3,105	\$4,105

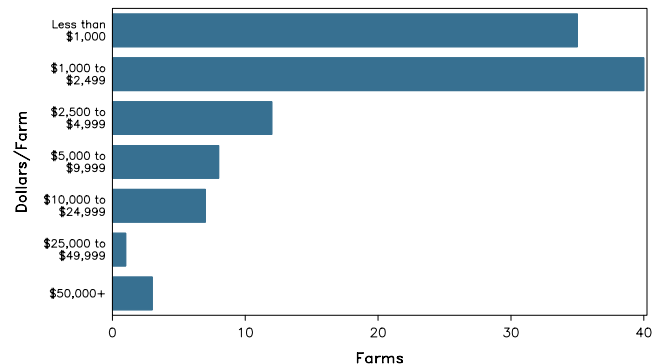
See footnotes on reverse page.

Farms with Women Principal Operators

Farms by Size



Farms by Economic Size



2007 CENSUS OF AGRICULTURE

Schuylkill County – Pennsylvania Farms with Women Principal Operators

Selected Highlights

Item	Farms	Quantity
MARKET VALUE OF AGRICULTURAL PRODUCTS SOLD (\$1,000)		
Total value of agricultural products sold	106	897
Value of crops including nursery and greenhouse	31	105
Value of livestock, poultry, and their products	13	793
VALUE OF SALES BY COMMODITY GROUP (\$1,000)		
Grains, oilseeds, dry beans, and dry peas	9	8
Tobacco	-	-
Cotton and cottonseed	-	-
Vegetables, melons, potatoes and sweet potatoes	3	(D)
Fruits, tree nuts, and berries	2	(D)
Nursery, greenhouse, floriculture, and sod	3	(D)
Cut Christmas trees and short rotation woody crops	9	51
Other crops and hay	15	21
Poultry and eggs	3	1
Cattle and calves	4	(D)
Milk and other dairy products from cows	1	(D)
Hogs and pigs	-	-
Sheep, goats, and their products	4	2
Horses, ponies, mules, burros, and donkeys	2	(D)
Aquaculture	1	(D)
Other animals and other animal products	3	(D)
TOP CROP ITEMS (acres)		
Forage - land used for all hay and haylage, grass silage, and greenchop	20	263
Cut Christmas trees	9	112
Corn for grain	7	27
Rye for grain	2	(D)
Vegetables harvested for sale	3	7
TOP LIVESTOCK INVENTORY ITEMS (number)		
Horses and ponies	22	250
Rabbits and their pelts	2	(D)
Cattle and calves	6	122
Layers	9	56
Broilers and other meat-type chickens	2	(D)

Operator Characteristics

Item	Quantity
Primary occupation:	
Farming	17
Other	89
Days worked off farm:	
None	36
Any	70
Years on present farm:	
2 years or less	12
3 to 4 years	8
5 to 9 years	38
10 years or more	48
Age group:	
Under 45 years	16
45 to 64 years	58
65 years and over	32
Average age of principal operator (years)	59.0

Economic Characteristics

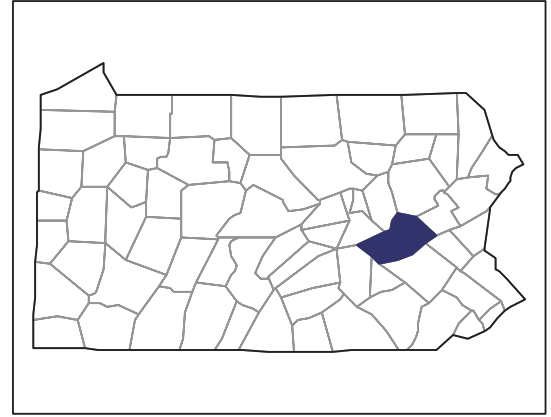
Item	Quantity
Farms by value of sales:	
Less than \$1,000	78
\$1,000 to \$2,499	12
\$2,500 to \$4,999	5
\$5,000 to \$9,999	3
\$10,000 to \$49,999	5
\$50,000 to \$99,999	-
\$100,000 to \$249,999	2
\$250,000 to \$499,999	1
\$500,000 or more	-
Total farm production expenses (\$1,000)	1,910
Average per farm (\$)	18,016
Net cash farm income of operation (\$1,000)	-803
Average per farm (\$)	-7,580
Value of agricultural products sold directly to individuals for human consumption (\$1,000)	17
Total organic product sales (\$1,000)	(D)
Total income from farm-related sources, gross before taxes and expenses (\$1,000)	47

See "Census of Agriculture, Volume 1, Geographic Area Series" for complete footnotes, explanations, definitions, and methodology.
(D) Cannot be disclosed. (Z) Less than half of the unit shown.

2007 CENSUS OF AGRICULTURE

Schuylkill County – Pennsylvania

Farms with Spanish, Hispanic, or Latino Operators Compared with All Farms



Data are not available at this geographic level for farms with Spanish, Hispanic, or Latino operators.



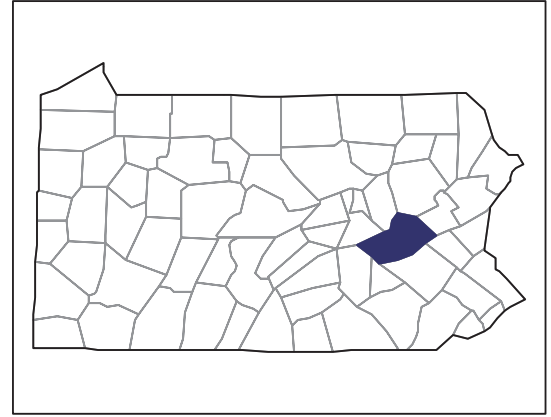
United States Department of Agriculture
National Agricultural Statistics Service

www.agcensus.usda.gov

2007 CENSUS *OF* AGRICULTURE

Schuylkill County – Pennsylvania

Farms with American Indian or Alaska Native Operators Compared with All Farms



Data are not available at this geographic level for farms with American Indian or Alaska Native operators.



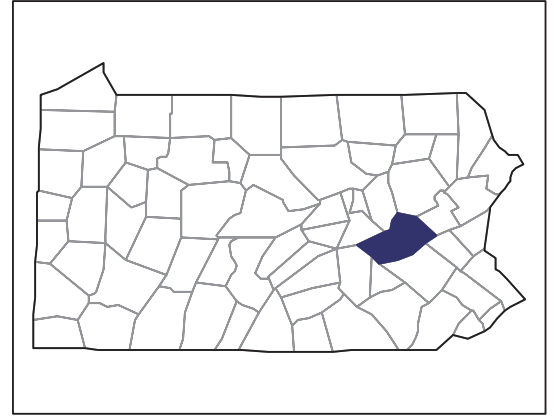
United States Department of Agriculture
National Agricultural Statistics Service

www.agcensus.usda.gov

2007 CENSUS OF AGRICULTURE

Schuylkill County – Pennsylvania

Farms with Asian Operators
Compared with All Farms



Data are not available at this geographic level for farms with Asian operators.



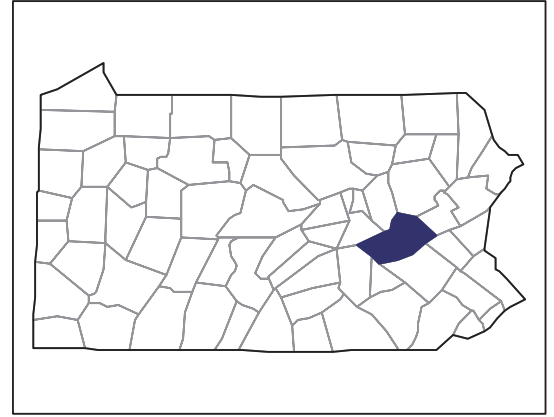
United States Department of Agriculture
National Agricultural Statistics Service

www.agcensus.usda.gov

2007 CENSUS OF AGRICULTURE

Schuylkill County – Pennsylvania

Farms with Black or African American Operators Compared with All Farms



Data are not available at this geographic level for farms with Black or African American operators.



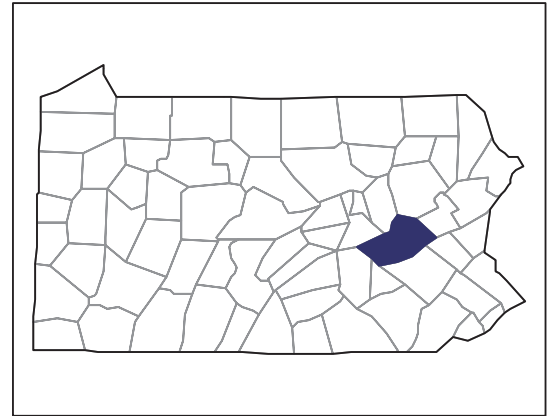
United States Department of Agriculture
National Agricultural Statistics Service

www.agcensus.usda.gov

2007 CENSUS OF AGRICULTURE

Schuylkill County – Pennsylvania

Farms with Native Hawaiian or Other Pacific Islander Operators Compared with All Farms



Data are not available at this geographic level for farms with Native Hawaiian or Other Pacific Islander operators.



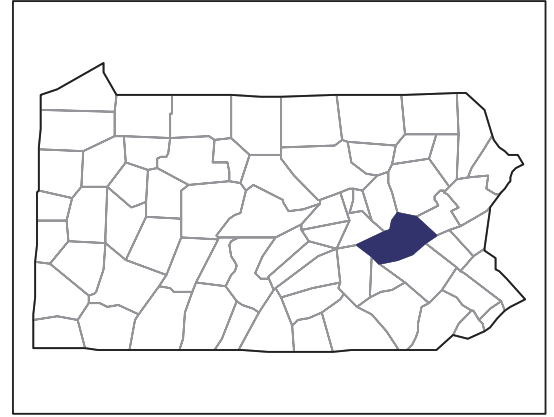
United States Department of Agriculture
National Agricultural Statistics Service

www.agcensus.usda.gov

2007 CENSUS *OF* AGRICULTURE

Schuylkill County – Pennsylvania

**Farms with White Operators
Compared with All Farms**



Data are not available at this geographic level for farms with White operators.



United States Department of Agriculture
National Agricultural Statistics Service

www.agcensus.usda.gov

