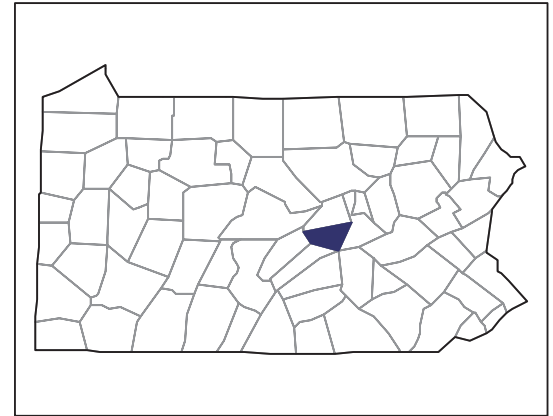


# 2007 CENSUS OF AGRICULTURE



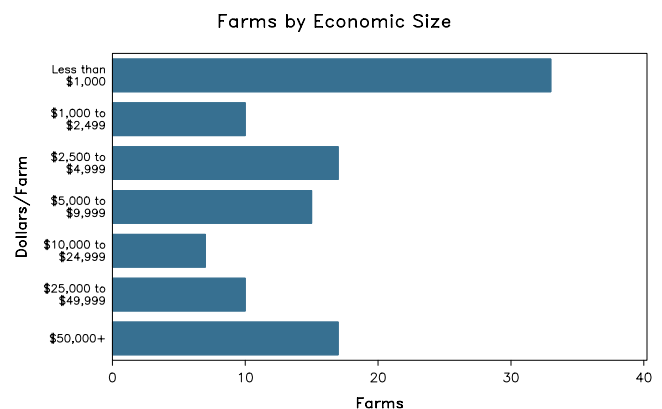
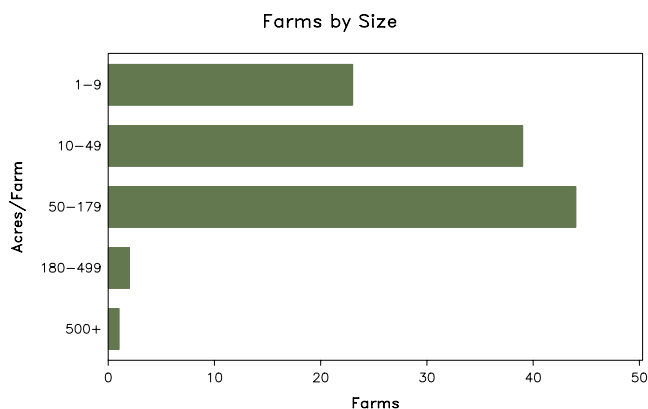
## Snyder County – Pennsylvania

### Farms with Women Principal Operators Compared with All Farms

	Women Principal Operators	All Farms
<b>Number of Farms</b>	109	998
<b>Land in Farms</b>	6,855 acres	100,179 acres
<b>Average Size of Farm</b>	63 acres	100 acres
<b>Market Value of Products Sold</b>	\$8,508,000	\$109,041,000
Crop Sales	\$812,000	\$14,864,000
Livestock Sales	\$7,696,000	\$94,177,000
Average Per Farm	\$78,058	\$109,259
<b>Government Payments</b>	\$73,000	\$1,189,000
Average Per Farm Receiving Payments	\$2,809	\$4,158

See footnotes on reverse page.

### Farms with Women Principal Operators



# 2007 CENSUS OF AGRICULTURE

## Snyder County – Pennsylvania Farms with Women Principal Operators

### Selected Highlights

Item	Farms	Quantity
<b>MARKET VALUE OF AGRICULTURAL PRODUCTS SOLD (\$1,000)</b>		
Total value of agricultural products sold	109	8,508
Value of crops including nursery and greenhouse	51	812
Value of livestock, poultry, and their products	46	7,696
<b>VALUE OF SALES BY COMMODITY GROUP (\$1,000)</b>		
Grains, oilseeds, dry beans, and dry peas	14	(D)
Tobacco	1	(D)
Cotton and cottonseed	-	-
Vegetables, melons, potatoes and sweet potatoes	9	61
Fruits, tree nuts, and berries	15	66
Nursery, greenhouse, floriculture, and sod	13	248
Cut Christmas trees and short rotation woody crops	1	(D)
Other crops and hay	19	(D)
Poultry and eggs	23	6,017
Cattle and calves	15	322
Milk and other dairy products from cows	4	(D)
Hogs and pigs	4	(D)
Sheep, goats, and their products	5	4
Horses, ponies, mules, burros, and donkeys	13	33
Aquaculture	1	(D)
Other animals and other animal products	3	(D)
<b>TOP CROP ITEMS (acres)</b>		
Corn for grain	13	649
Forage - land used for all hay and haylage, grass silage, and greenchop	44	581
Soybeans for beans	9	359
Wheat for grain, all	4	(D)
Cut Christmas trees	2	(D)
<b>TOP LIVESTOCK INVENTORY ITEMS (number)</b>		
Broilers and other meat-type chickens	9	573,960
Layers	14	(D)
Hogs and pigs	3	(D)
Cattle and calves	22	1,333
Sheep and lambs	7	253

### Operator Characteristics

Item	Quantity
Primary occupation:	
Farming	48
Other	61
Days worked off farm:	
None	44
Any	65
Years on present farm:	
2 years or less	9
3 to 4 years	6
5 to 9 years	13
10 years or more	81
Age group:	
Under 45 years	31
45 to 64 years	51
65 years and over	27
Average age of principal operator (years)	55.0

### Economic Characteristics

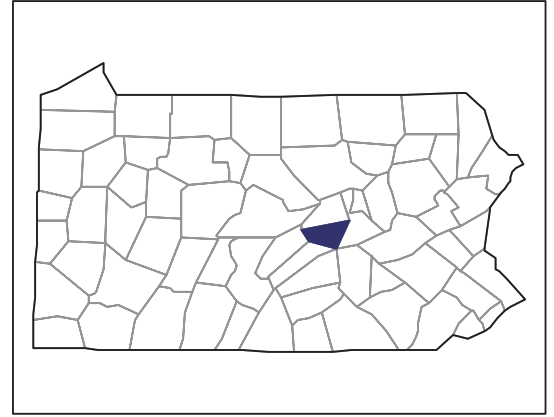
Item	Quantity
Farms by value of sales:	
Less than \$1,000	45
\$1,000 to \$2,499	7
\$2,500 to \$4,999	11
\$5,000 to \$9,999	12
\$10,000 to \$49,999	17
\$50,000 to \$99,999	2
\$100,000 to \$249,999	6
\$250,000 to \$499,999	1
\$500,000 or more	8
Total farm production expenses (\$1,000)	10,504
Average per farm (\$)	96,364
Net cash farm income of operation (\$1,000)	-1,822
Average per farm (\$)	-16,716
Value of agricultural products sold directly to individuals for human consumption (\$1,000)	5
Total organic product sales (\$1,000)	(D)
Total income from farm-related sources, gross before taxes and expenses (\$1,000)	100

See "Census of Agriculture, Volume 1, Geographic Area Series" for complete footnotes, explanations, definitions, and methodology.  
(D) Cannot be disclosed. (Z) Less than half of the unit shown.

# 2007 CENSUS OF AGRICULTURE

## Snyder County – Pennsylvania

### Farms with Spanish, Hispanic, or Latino Operators Compared with All Farms



Data are not available at this geographic level for farms with Spanish, Hispanic, or Latino operators.



United States Department of Agriculture  
National Agricultural Statistics Service

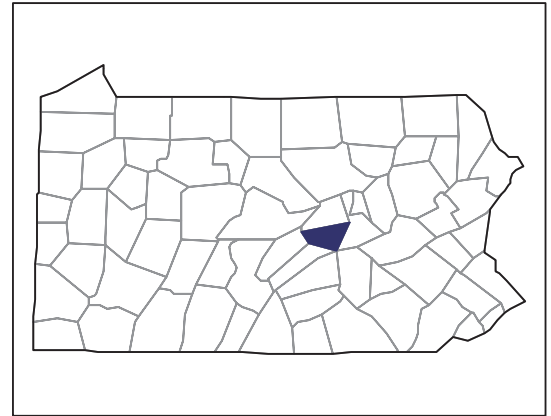
[www.agcensus.usda.gov](http://www.agcensus.usda.gov)



# 2007 CENSUS OF AGRICULTURE

## Snyder County – Pennsylvania

### Farms with American Indian or Alaska Native Operators Compared with All Farms



Data are not available at this geographic level for farms with American Indian or Alaska Native operators.



United States Department of Agriculture  
National Agricultural Statistics Service

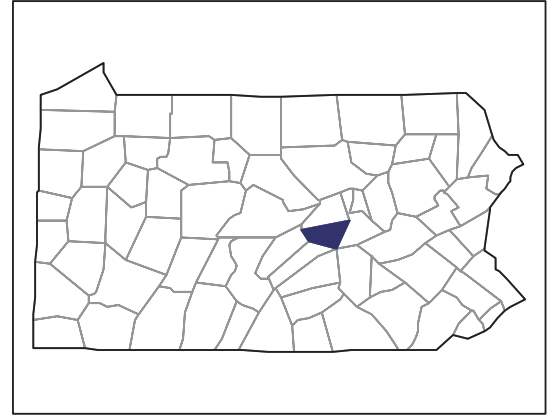
[www.agcensus.usda.gov](http://www.agcensus.usda.gov)



# 2007 CENSUS OF AGRICULTURE

**Snyder County – Pennsylvania**

**Farms with Asian Operators  
Compared with All Farms**



**Data are not available at this geographic level for farms with Asian operators.**



United States Department of Agriculture  
National Agricultural Statistics Service

[www.agcensus.usda.gov](http://www.agcensus.usda.gov)

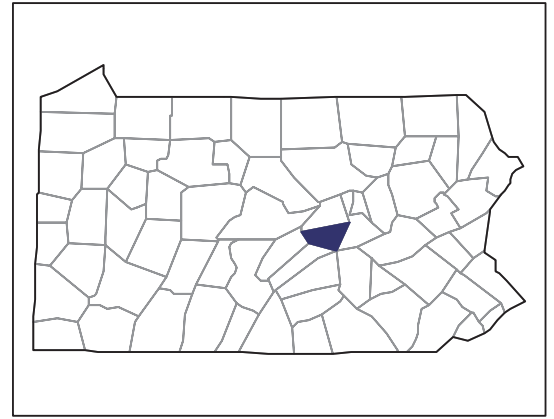




# 2007 CENSUS OF AGRICULTURE

## Snyder County – Pennsylvania

### Farms with Black or African American Operators Compared with All Farms



Data are not available at this geographic level for farms with Black or African American operators.



United States Department of Agriculture  
National Agricultural Statistics Service

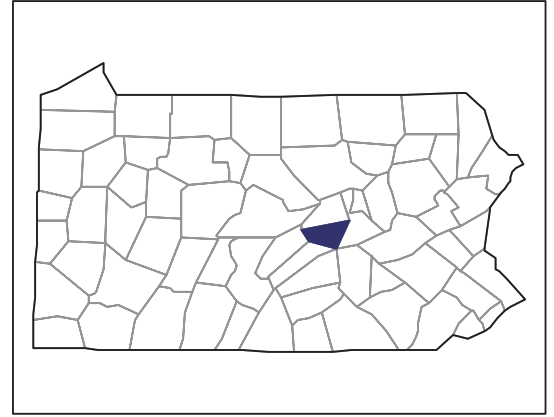
[www.agcensus.usda.gov](http://www.agcensus.usda.gov)



# 2007 CENSUS OF AGRICULTURE

## Snyder County – Pennsylvania

### Farms with Native Hawaiian or Other Pacific Islander Operators Compared with All Farms



Data are not available at this geographic level for farms with Native Hawaiian or Other Pacific Islander operators.



United States Department of Agriculture  
National Agricultural Statistics Service

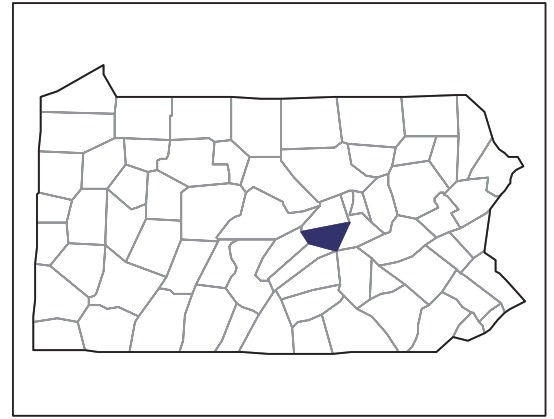
[www.agcensus.usda.gov](http://www.agcensus.usda.gov)



# 2007 CENSUS OF AGRICULTURE

**Snyder County – Pennsylvania**

**Farms with White Operators  
Compared with All Farms**



**Data are not available at this geographic level for farms with White operators.**



United States Department of Agriculture  
National Agricultural Statistics Service

[www.agcensus.usda.gov](http://www.agcensus.usda.gov)

