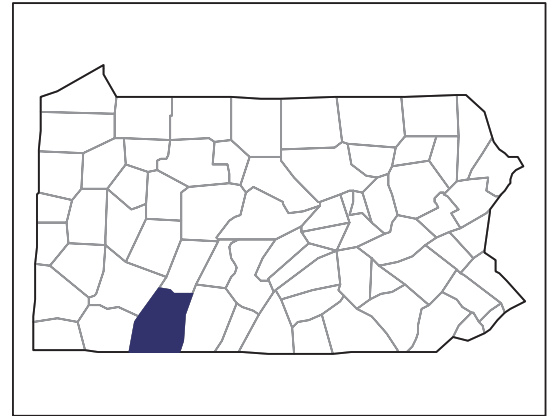


2007 CENSUS OF AGRICULTURE

Somerset County – Pennsylvania

Farms with Women Principal Operators Compared with All Farms

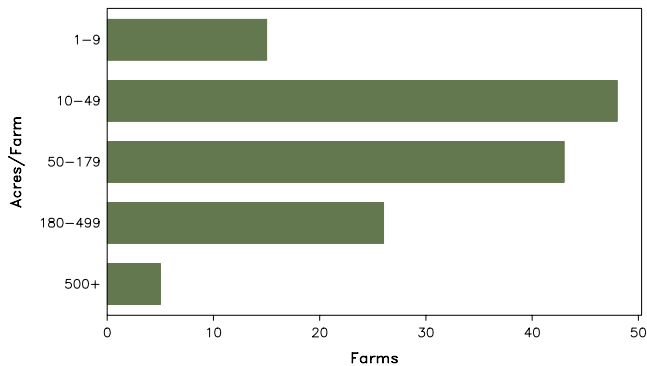


	Women Principal Operators	All Farms
Number of Farms	137	1,156
Land in Farms	17,474 acres	206,651 acres
Average Size of Farm	128 acres	179 acres
Market Value of Products Sold	\$5,277,000	\$83,152,000
Crop Sales	\$575,000	\$11,680,000
Livestock Sales	\$4,702,000	\$71,472,000
Average Per Farm	\$38,515	\$71,931
Government Payments	\$172,000	\$1,575,000
Average Per Farm Receiving Payments	\$4,539	\$3,629

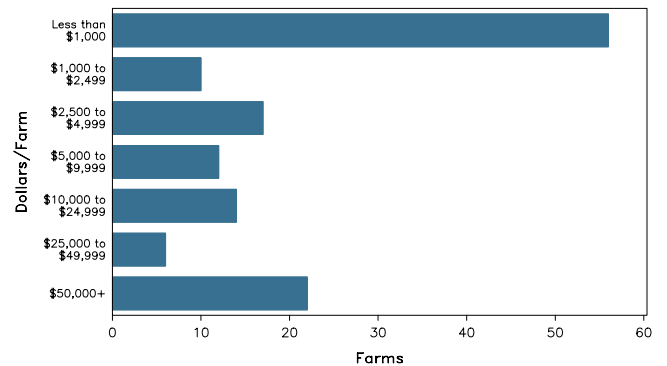
See footnotes on reverse page.

Farms with Women Principal Operators

Farms by Size



Farms by Economic Size



2007 CENSUS OF AGRICULTURE

Somerset County – Pennsylvania Farms with Women Principal Operators

Selected Highlights

Item	Farms	Quantity
MARKET VALUE OF AGRICULTURAL PRODUCTS SOLD (\$1,000)		
Total value of agricultural products sold	137	5,277
Value of crops including nursery and greenhouse	42	575
Value of livestock, poultry, and their products	64	4,702
VALUE OF SALES BY COMMODITY GROUP (\$1,000)		
Grains, oilseeds, dry beans, and dry peas	18	232
Tobacco	-	-
Cotton and cottonseed	-	-
Vegetables, melons, potatoes and sweet potatoes	5	35
Fruits, tree nuts, and berries	3	30
Nursery, greenhouse, floriculture, and sod	7	124
Cut Christmas trees and short rotation woody crops	3	2
Other crops and hay	22	151
Poultry and eggs	14	5
Cattle and calves	36	1,479
Milk and other dairy products from cows	18	3,194
Hogs and pigs	4	3
Sheep, goats, and their products	9	6
Horses, ponies, mules, burros, and donkeys	6	14
Aquaculture	-	-
Other animals and other animal products	-	-
TOP CROP ITEMS (acres)		
Forage - land used for all hay and haylage, grass silage, and greenchop	56	2,882
Corn for grain	16	720
Corn for silage or greenchop	14	490
Soybeans for beans	3	302
Oats for grain	13	287
TOP LIVESTOCK INVENTORY ITEMS (number)		
Cattle and calves	43	3,385
Layers	25	332
Horses and ponies	55	320
Goats, all	13	94
Sheep and lambs	9	85

Operator Characteristics

Item	Quantity
Primary occupation:	
Farming	61
Other	76
Days worked off farm:	
None	63
Any	74
Years on present farm:	
2 years or less	10
3 to 4 years	4
5 to 9 years	33
10 years or more	90
Age group:	
Under 45 years	38
45 to 64 years	64
65 years and over	35
Average age of principal operator (years)	55.1

Economic Characteristics

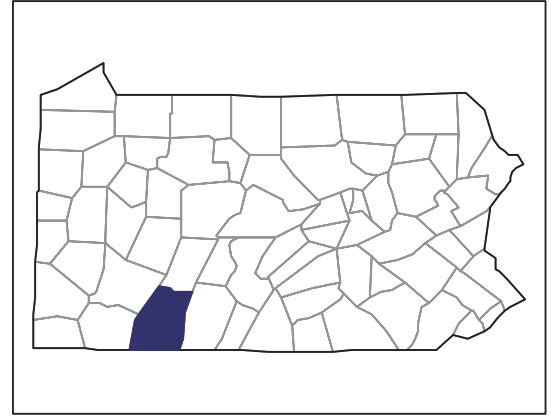
Item	Quantity
Farms by value of sales:	
Less than \$1,000	75
\$1,000 to \$2,499	7
\$2,500 to \$4,999	10
\$5,000 to \$9,999	7
\$10,000 to \$49,999	16
\$50,000 to \$99,999	3
\$100,000 to \$249,999	14
\$250,000 to \$499,999	3
\$500,000 or more	2
Total farm production expenses (\$1,000)	5,590
Average per farm (\$)	40,799
Net cash farm income of operation (\$1,000)	107
Average per farm (\$)	782
Value of agricultural products sold directly to individuals for human consumption (\$1,000)	83
Total organic product sales (\$1,000)	-
Total income from farm-related sources, gross before taxes and expenses (\$1,000)	248

See "Census of Agriculture, Volume 1, Geographic Area Series" for complete footnotes, explanations, definitions, and methodology.
(D) Cannot be disclosed. (Z) Less than half of the unit shown.

2007 CENSUS OF AGRICULTURE

Somerset County – Pennsylvania

Farms with Spanish, Hispanic, or Latino Operators Compared with All Farms



Data are not available at this geographic level for farms with Spanish, Hispanic, or Latino operators.



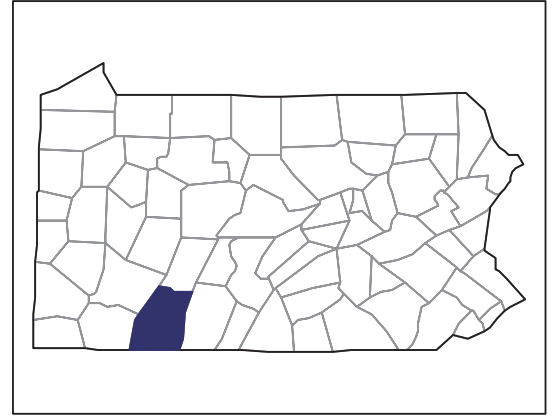
United States Department of Agriculture
National Agricultural Statistics Service

www.agcensus.usda.gov

2007 CENSUS OF AGRICULTURE

Somerset County – Pennsylvania

Farms with American Indian or Alaska Native Operators Compared with All Farms



Data are not available at this geographic level for farms with American Indian or Alaska Native operators.



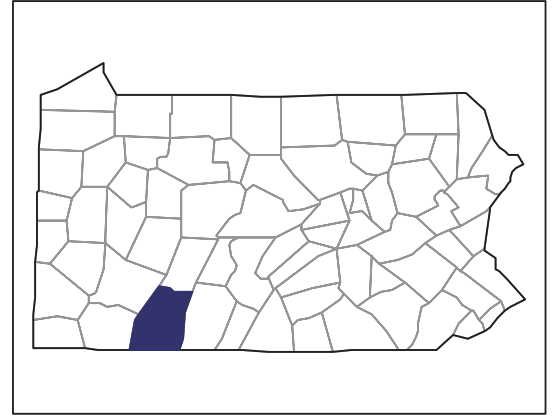
United States Department of Agriculture
National Agricultural Statistics Service

www.agcensus.usda.gov

2007 CENSUS OF AGRICULTURE

Somerset County – Pennsylvania

**Farms with Asian Operators
Compared with All Farms**



Data are not available at this geographic level for farms with Asian operators.



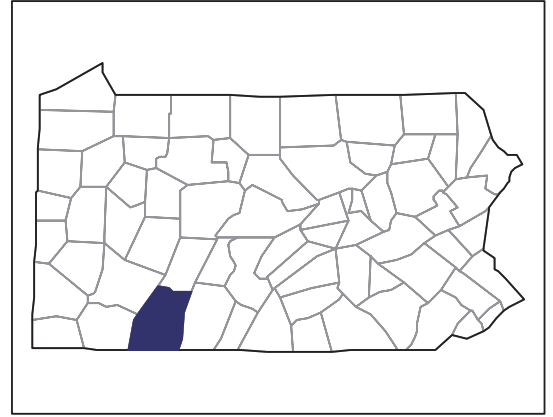
United States Department of Agriculture
National Agricultural Statistics Service

www.agcensus.usda.gov

2007 CENSUS OF AGRICULTURE

Somerset County – Pennsylvania

Farms with Black or African American Operators Compared with All Farms



Data are not available at this geographic level for farms with Black or African American operators.



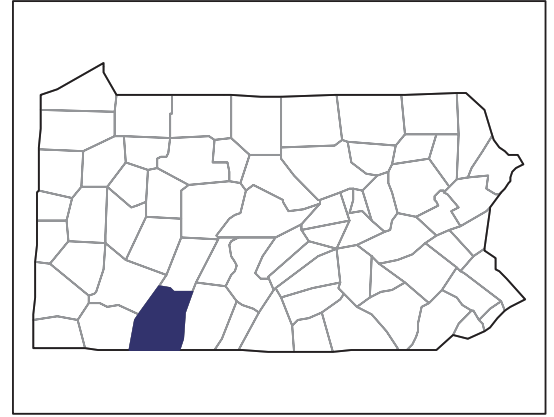
United States Department of Agriculture
National Agricultural Statistics Service

www.agcensus.usda.gov

2007 CENSUS *OF* AGRICULTURE

Somerset County – Pennsylvania

Farms with Native Hawaiian or Other Pacific Islander Operators Compared with All Farms



Data are not available at this geographic level for farms with Native Hawaiian or Other Pacific Islander operators.



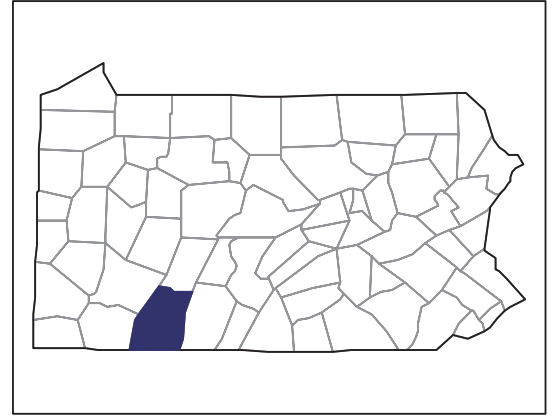
United States Department of Agriculture
National Agricultural Statistics Service

www.agcensus.usda.gov

2007 CENSUS OF AGRICULTURE

Somerset County – Pennsylvania

Farms with White Operators Compared with All Farms



Data are not available at this geographic level for farms with White operators.



United States Department of Agriculture
National Agricultural Statistics Service

www.agcensus.usda.gov

