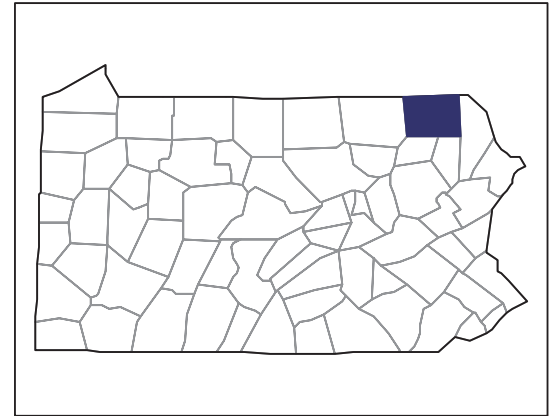


2007 CENSUS OF AGRICULTURE



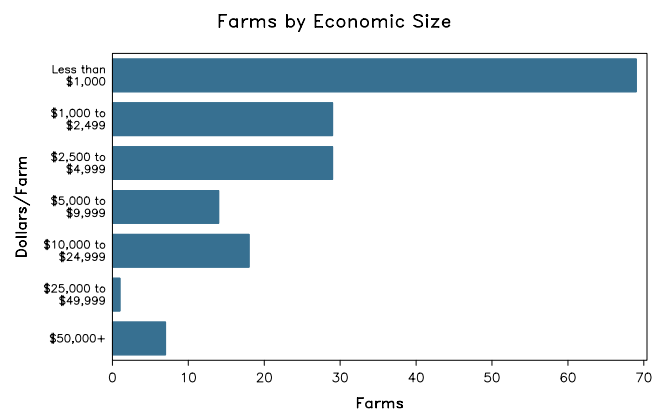
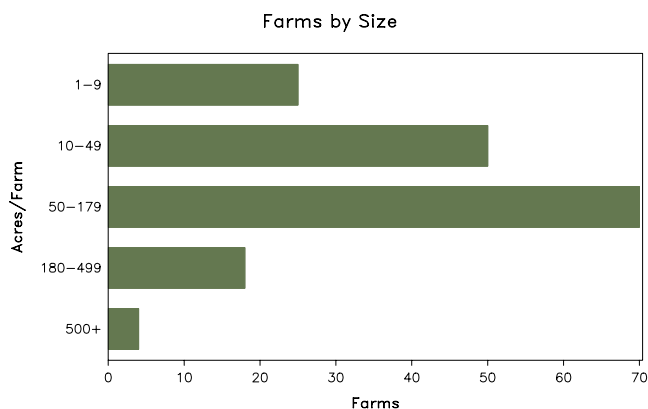
Susquehanna County – Pennsylvania

Farms with Women Principal Operators Compared with All Farms

	Women Principal Operators	All Farms
Number of Farms	167	1,008
Land in Farms	15,877 acres	158,218 acres
Average Size of Farm	95 acres	157 acres
Market Value of Products Sold	\$10,300,000	\$49,287,000
Crop Sales	\$266,000	\$4,761,000
Livestock Sales	\$10,035,000	\$44,526,000
Average Per Farm	\$61,679	\$48,896
Government Payments	\$163,000	\$1,447,000
Average Per Farm Receiving Payments	\$4,937	\$5,244

See footnotes on reverse page.

Farms with Women Principal Operators



2007 CENSUS OF AGRICULTURE

Susquehanna County – Pennsylvania Farms with Women Principal Operators

Selected Highlights

Item	Farms	Quantity
MARKET VALUE OF AGRICULTURAL PRODUCTS SOLD (\$1,000)		
Total value of agricultural products sold	167	10,300
Value of crops including nursery and greenhouse	60	266
Value of livestock, poultry, and their products	72	10,035
VALUE OF SALES BY COMMODITY GROUP (\$1,000)		
Grains, oilseeds, dry beans, and dry peas	1	(D)
Tobacco	-	-
Cotton and cottonseed	-	-
Vegetables, melons, potatoes and sweet potatoes	1	(D)
Fruits, tree nuts, and berries	10	(D)
Nursery, greenhouse, floriculture, and sod	-	-
Cut Christmas trees and short rotation woody crops	5	1
Other crops and hay	47	145
Poultry and eggs	25	26
Cattle and calves	22	(D)
Milk and other dairy products from cows	6	(D)
Hogs and pigs	4	4
Sheep, goats, and their products	29	50
Horses, ponies, mules, burros, and donkeys	12	31
Aquaculture	2	(D)
Other animals and other animal products	5	13
TOP CROP ITEMS (acres)		
Forage - land used for all hay and haylage, grass silage, and greenchop	71	3,385
Corn for silage or greenchop	5	325
Corn for grain	2	(D)
Cut Christmas trees	7	41
Apples	5	9
TOP LIVESTOCK INVENTORY ITEMS (number)		
Cattle and calves	36	1,679
Layers	26	1,100
Sheep and lambs	23	845
Horses and ponies	59	304
Goats, all	26	280

Operator Characteristics

Item	Quantity
Primary occupation:	
Farming	68
Other	99
Days worked off farm:	
None	66
Any	101
Years on present farm:	
2 years or less	8
3 to 4 years	15
5 to 9 years	52
10 years or more	92
Age group:	
Under 45 years	38
45 to 64 years	81
65 years and over	48
Average age of principal operator (years)	55.6

Economic Characteristics

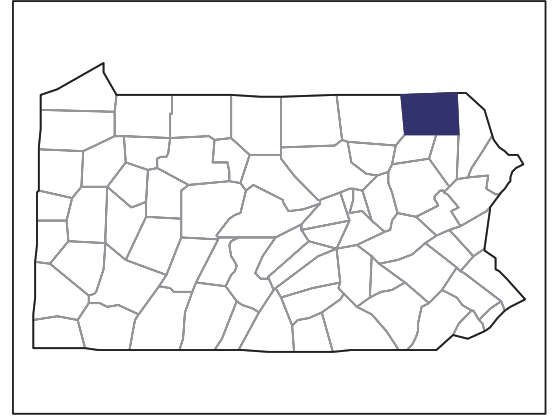
Item	Quantity
Farms by value of sales:	
Less than \$1,000	88
\$1,000 to \$2,499	19
\$2,500 to \$4,999	23
\$5,000 to \$9,999	15
\$10,000 to \$49,999	15
\$50,000 to \$99,999	-
\$100,000 to \$249,999	3
\$250,000 to \$499,999	2
\$500,000 or more	2
Total farm production expenses (\$1,000)	10,640
Average per farm (\$)	63,712
Net cash farm income of operation (\$1,000)	-108
Average per farm (\$)	-648
Value of agricultural products sold directly to individuals for human consumption (\$1,000)	33
Total organic product sales (\$1,000)	(D)
Total income from farm-related sources, gross before taxes and expenses (\$1,000)	68

See "Census of Agriculture, Volume 1, Geographic Area Series" for complete footnotes, explanations, definitions, and methodology.
(D) Cannot be disclosed. (Z) Less than half of the unit shown.

2007 CENSUS OF AGRICULTURE

Susquehanna County – Pennsylvania

Farms with Spanish, Hispanic, or Latino Operators Compared with All Farms



Data are not available at this geographic level for farms with Spanish, Hispanic, or Latino operators.



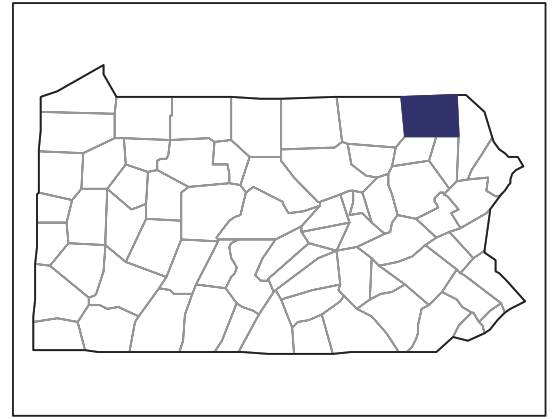
United States Department of Agriculture
National Agricultural Statistics Service

www.agcensus.usda.gov

2007 CENSUS OF AGRICULTURE

Susquehanna County – Pennsylvania

Farms with American Indian or Alaska Native Operators Compared with All Farms



Data are not available at this geographic level for farms with American Indian or Alaska Native operators.



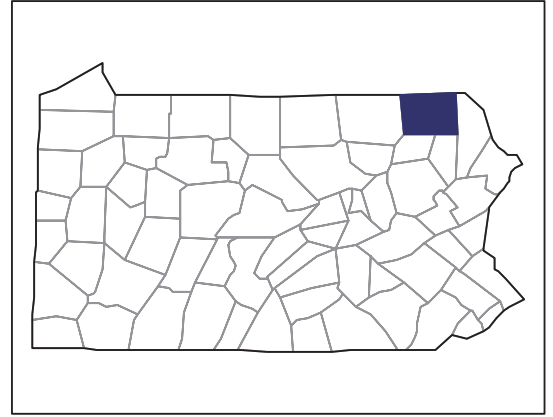
United States Department of Agriculture
National Agricultural Statistics Service

www.agcensus.usda.gov

2007 CENSUS *OF* AGRICULTURE

Susquehanna County – Pennsylvania

**Farms with Asian Operators
Compared with All Farms**



Data are not available at this geographic level for farms with Asian operators.



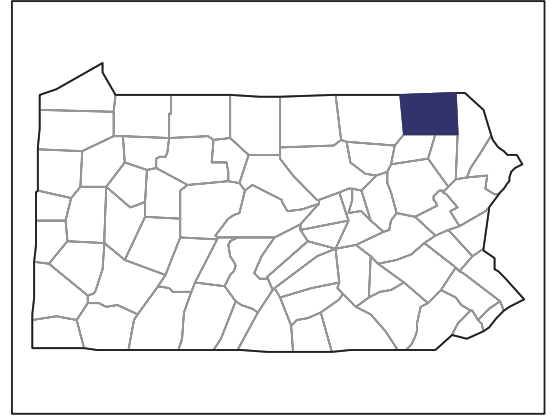
United States Department of Agriculture
National Agricultural Statistics Service

www.agcensus.usda.gov

2007 CENSUS *OF* AGRICULTURE

Susquehanna County – Pennsylvania

**Farms with Black or African American
Operators Compared with All Farms**



Data are not available at this geographic level for farms with Black or African American operators.



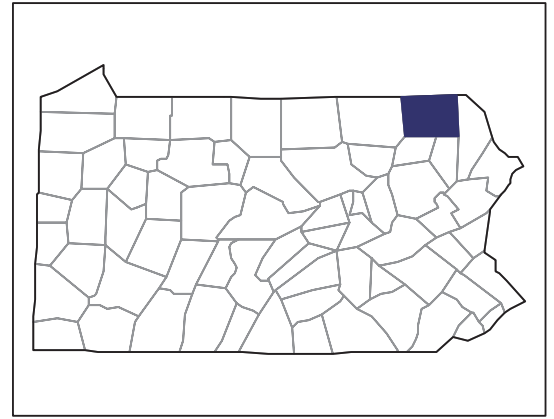
United States Department of Agriculture
National Agricultural Statistics Service

www.agcensus.usda.gov

2007 CENSUS OF AGRICULTURE

Susquehanna County – Pennsylvania

Farms with Native Hawaiian or Other Pacific Islander Operators Compared with All Farms



Data are not available at this geographic level for farms with Native Hawaiian or Other Pacific Islander operators.



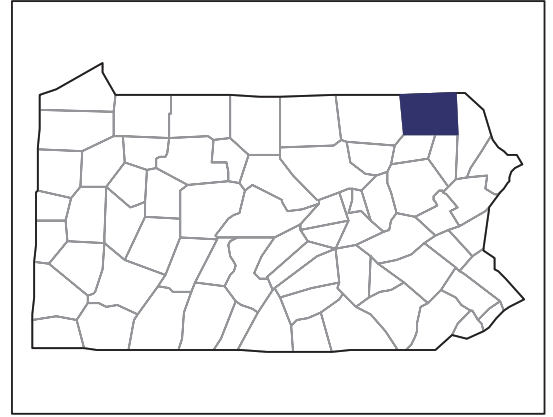
United States Department of Agriculture
National Agricultural Statistics Service

www.agcensus.usda.gov

2007 CENSUS *OF* AGRICULTURE

Susquehanna County – Pennsylvania

**Farms with White Operators
Compared with All Farms**



Data are not available at this geographic level for farms with White operators.



United States Department of Agriculture
National Agricultural Statistics Service

www.agcensus.usda.gov

