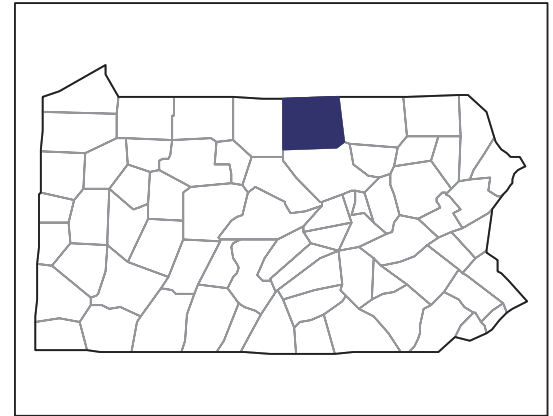


2007 CENSUS OF AGRICULTURE



Tioga County – Pennsylvania

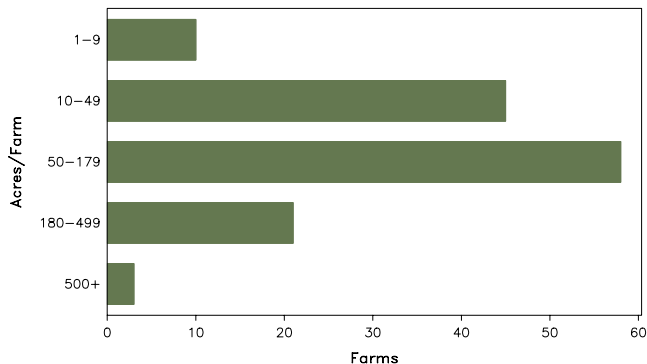
Farms with Women Principal Operators Compared with All Farms

	Women Principal Operators	All Farms
Number of Farms	137	1,011
Land in Farms	15,067 acres	184,108 acres
Average Size of Farm	110 acres	182 acres
Market Value of Products Sold	\$3,818,000	\$53,828,000
Crop Sales	\$345,000	\$6,273,000
Livestock Sales	\$3,473,000	\$47,555,000
Average Per Farm	\$27,866	\$53,243
Government Payments	\$301,000	\$2,735,000
Average Per Farm Receiving Payments	\$7,156	\$6,977

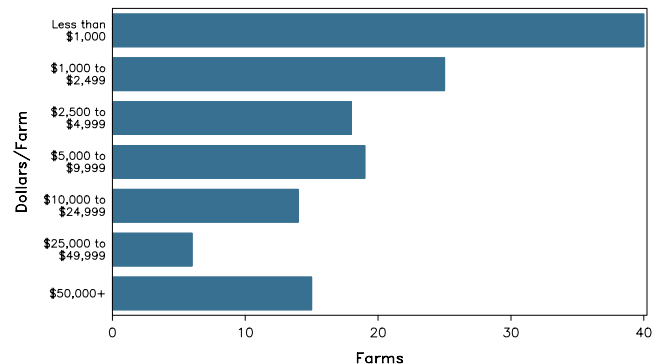
See footnotes on reverse page.

Farms with Women Principal Operators

Farms by Size



Farms by Economic Size



2007 CENSUS OF AGRICULTURE

Tioga County – Pennsylvania Farms with Women Principal Operators

Selected Highlights

Item	Farms	Quantity
MARKET VALUE OF AGRICULTURAL PRODUCTS SOLD (\$1,000)		
Total value of agricultural products sold	137	3,818
Value of crops including nursery and greenhouse	52	345
Value of livestock, poultry, and their products	60	3,473
VALUE OF SALES BY COMMODITY GROUP (\$1,000)		
Grains, oilseeds, dry beans, and dry peas	8	31
Tobacco	-	-
Cotton and cottonseed	-	-
Vegetables, melons, potatoes and sweet potatoes	7	23
Fruits, tree nuts, and berries	7	77
Nursery, greenhouse, floriculture, and sod	3	(D)
Cut Christmas trees and short rotation woody crops	2	(D)
Other crops and hay	37	196
Poultry and eggs	22	(D)
Cattle and calves	37	(D)
Milk and other dairy products from cows	12	(D)
Hogs and pigs	5	(D)
Sheep, goats, and their products	15	61
Horses, ponies, mules, burros, and donkeys	5	14
Aquaculture	5	(D)
Other animals and other animal products	-	-
TOP CROP ITEMS (acres)		
Forage - land used for all hay and haylage, grass silage, and greenchop	64	4,731
Corn for silage or greenchop	10	435
Soybeans for beans	1	(D)
Corn for grain	7	53
Cut Christmas trees	4	48
TOP LIVESTOCK INVENTORY ITEMS (number)		
Hogs and pigs	6	(D)
Cattle and calves	47	1,094
Sheep and lambs	11	500
Layers	19	310
Goats, all	13	224

Operator Characteristics

Item	Quantity
Primary occupation:	
Farming	55
Other	82
Days worked off farm:	
None	48
Any	89
Years on present farm:	
2 years or less	3
3 to 4 years	13
5 to 9 years	30
10 years or more	91
Age group:	
Under 45 years	26
45 to 64 years	63
65 years and over	48
Average age of principal operator (years)	57.7

Economic Characteristics

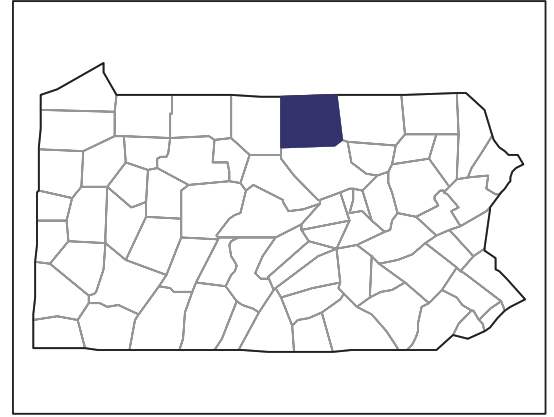
Item	Quantity
Farms by value of sales:	
Less than \$1,000	64
\$1,000 to \$2,499	18
\$2,500 to \$4,999	10
\$5,000 to \$9,999	11
\$10,000 to \$49,999	21
\$50,000 to \$99,999	4
\$100,000 to \$249,999	7
\$250,000 to \$499,999	1
\$500,000 or more	1
Total farm production expenses (\$1,000)	4,351
Average per farm (\$)	31,760
Net cash farm income of operation (\$1,000)	-109
Average per farm (\$)	-794
Value of agricultural products sold directly to individuals for human consumption (\$1,000)	103
Total organic product sales (\$1,000)	(D)
Total income from farm-related sources, gross before taxes and expenses (\$1,000)	124

See "Census of Agriculture, Volume 1, Geographic Area Series" for complete footnotes, explanations, definitions, and methodology.
(D) Cannot be disclosed. (Z) Less than half of the unit shown.

2007 CENSUS *OF* AGRICULTURE

Tioga County – Pennsylvania

Farms with Spanish, Hispanic, or Latino Operators Compared with All Farms



Data are not available at this geographic level for farms with Spanish, Hispanic, or Latino operators.



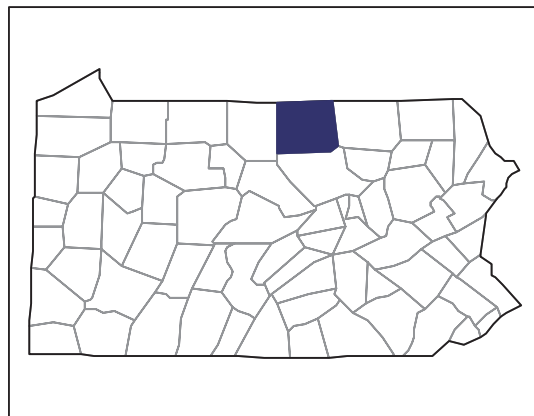
United States Department of Agriculture
National Agricultural Statistics Service

www.agcensus.usda.gov

2007 CENSUS *OF* AGRICULTURE

Tioga County – Pennsylvania

Farms with American Indian or Alaska Native Operators Compared with All Farms



Data are not available at this geographic level for farms with American Indian or Alaska Native operators.



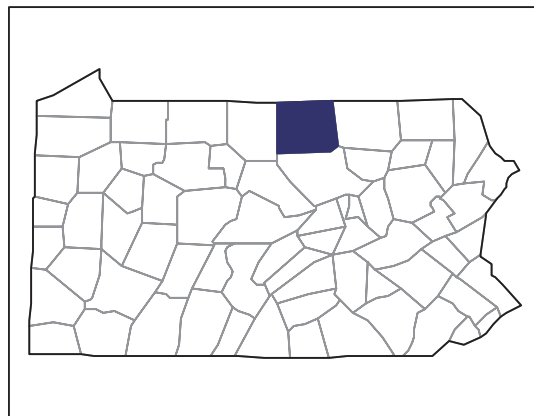
United States Department of Agriculture
National Agricultural Statistics Service

www.agcensus.usda.gov

2007 CENSUS *OF* AGRICULTURE

Tioga County – Pennsylvania

**Farms with Asian Operators
Compared with All Farms**



Data are not available at this geographic level for farms with Asian operators.



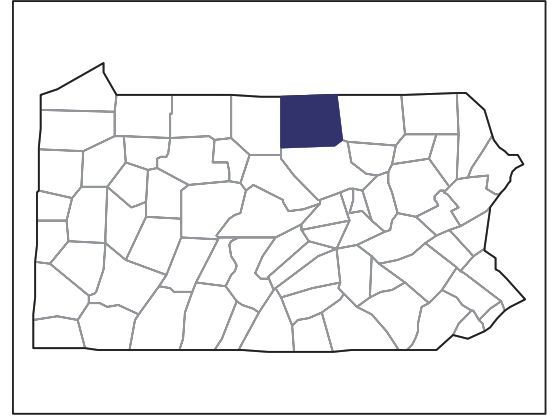
United States Department of Agriculture
National Agricultural Statistics Service

www.agcensus.usda.gov

2007 CENSUS OF AGRICULTURE

Tioga County – Pennsylvania

Farms with Black or African American Operators Compared with All Farms



Data are not available at this geographic level for farms with Black or African American operators.



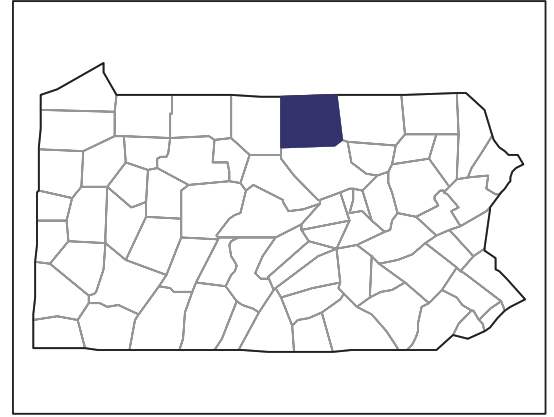
United States Department of Agriculture
National Agricultural Statistics Service

www.agcensus.usda.gov

2007 CENSUS *OF* AGRICULTURE

Tioga County – Pennsylvania

Farms with Native Hawaiian or Other Pacific Islander Operators Compared with All Farms



Data are not available at this geographic level for farms with Native Hawaiian or Other Pacific Islander operators.



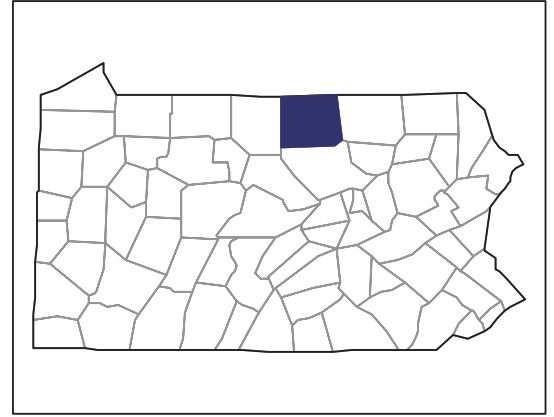
United States Department of Agriculture
National Agricultural Statistics Service

www.agcensus.usda.gov

2007 CENSUS OF AGRICULTURE

Tioga County – Pennsylvania

Farms with White Operators
Compared with All Farms



Data are not available at this geographic level for farms with White operators.



United States Department of Agriculture
National Agricultural Statistics Service

www.agcensus.usda.gov

