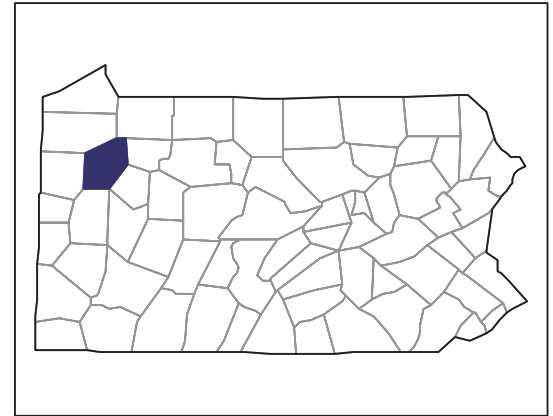


2007 CENSUS OF AGRICULTURE



Venango County – Pennsylvania

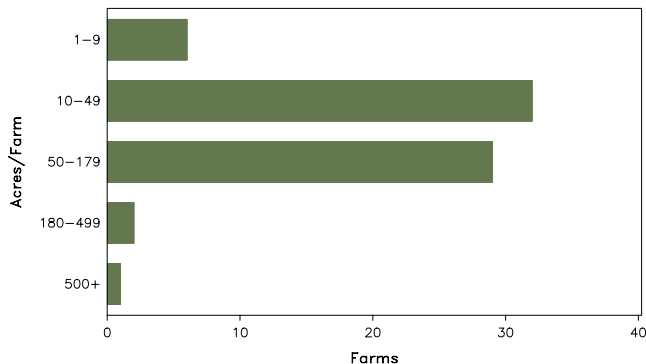
Farms with Women Principal Operators Compared with All Farms

	Women Principal Operators	All Farms
Number of Farms	70	487
Land in Farms	5,068 acres	64,796 acres
Average Size of Farm	72 acres	133 acres
Market Value of Products Sold	\$431,000	\$11,796,000
Crop Sales	\$154,000	\$5,472,000
Livestock Sales	\$276,000	\$6,324,000
Average Per Farm	\$6,152	\$24,221
Government Payments	(D)	\$472,000
Average Per Farm Receiving Payments	(D)	\$4,771

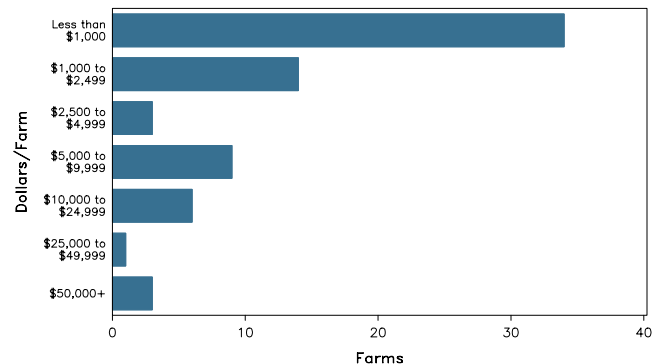
See footnotes on reverse page.

Farms with Women Principal Operators

Farms by Size



Farms by Economic Size



2007 CENSUS OF AGRICULTURE

Venango County – Pennsylvania Farms with Women Principal Operators

Selected Highlights

Item	Farms	Quantity
MARKET VALUE OF AGRICULTURAL PRODUCTS SOLD (\$1,000)		
Total value of agricultural products sold	70	431
Value of crops including nursery and greenhouse	27	154
Value of livestock, poultry, and their products	29	276
VALUE OF SALES BY COMMODITY GROUP (\$1,000)		
Grains, oilseeds, dry beans, and dry peas	8	41
Tobacco	-	-
Cotton and cottonseed	-	-
Vegetables, melons, potatoes and sweet potatoes	4	22
Fruits, tree nuts, and berries	6	49
Nursery, greenhouse, floriculture, and sod	-	-
Cut Christmas trees and short rotation woody crops	-	-
Other crops and hay	15	43
Poultry and eggs	12	(D)
Cattle and calves	8	72
Milk and other dairy products from cows	2	(D)
Hogs and pigs	4	2
Sheep, goats, and their products	10	6
Horses, ponies, mules, burros, and donkeys	5	(D)
Aquaculture	-	-
Other animals and other animal products	5	11
TOP CROP ITEMS (acres)		
Forage - land used for all hay and haylage, grass silage, and greenchop	29	770
Corn for grain	7	82
Corn for silage or greenchop	4	23
Oats for grain	2	(D)
Vegetables harvested for sale	4	13
TOP LIVESTOCK INVENTORY ITEMS (number)		
Cattle and calves	20	327
Layers	14	319
Horses and ponies	38	263
Alpacas	3	74
Goats, all	10	67

Operator Characteristics

Item	Quantity
Primary occupation:	
Farming	33
Other	37
Days worked off farm:	
None	17
Any	53
Years on present farm:	
2 years or less	4
3 to 4 years	2
5 to 9 years	19
10 years or more	45
Age group:	
Under 45 years	13
45 to 64 years	51
65 years and over	6
Average age of principal operator (years)	53.5

Economic Characteristics

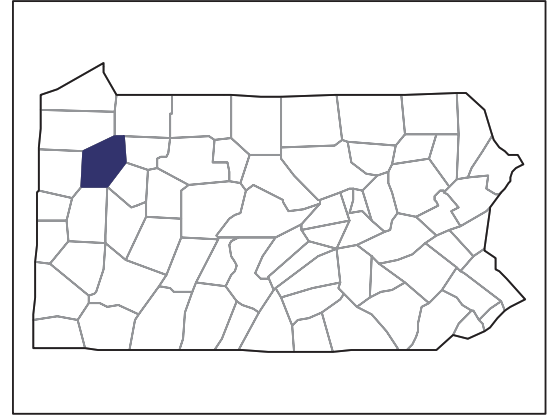
Item	Quantity
Farms by value of sales:	
Less than \$1,000	35
\$1,000 to \$2,499	14
\$2,500 to \$4,999	3
\$5,000 to \$9,999	8
\$10,000 to \$49,999	8
\$50,000 to \$99,999	1
\$100,000 to \$249,999	1
\$250,000 to \$499,999	-
\$500,000 or more	-
Total farm production expenses (\$1,000)	819
Average per farm (\$)	11,704
Net cash farm income of operation (\$1,000)	-337
Average per farm (\$)	-4,811
Value of agricultural products sold directly to individuals for human consumption (\$1,000)	10
Total organic product sales (\$1,000)	-
Total income from farm-related sources, gross before taxes and expenses (\$1,000)	26

See "Census of Agriculture, Volume 1, Geographic Area Series" for complete footnotes, explanations, definitions, and methodology.
(D) Cannot be disclosed. (Z) Less than half of the unit shown.

2007 CENSUS OF AGRICULTURE

Venango County – Pennsylvania

Farms with Spanish, Hispanic, or Latino Operators Compared with All Farms



Data are not available at this geographic level for farms with Spanish, Hispanic, or Latino operators.



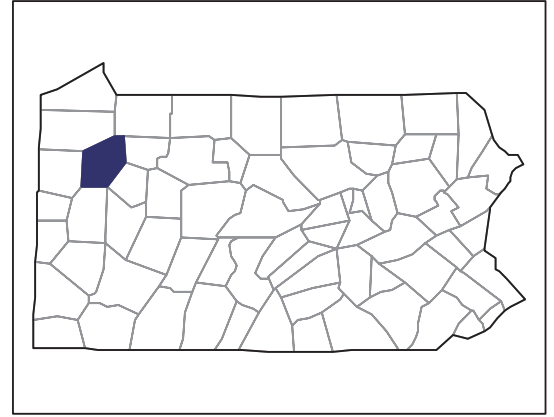
United States Department of Agriculture
National Agricultural Statistics Service

www.agcensus.usda.gov

2007 CENSUS OF AGRICULTURE

Venango County – Pennsylvania

Farms with American Indian or Alaska Native Operators Compared with All Farms



Data are not available at this geographic level for farms with American Indian or Alaska Native operators.



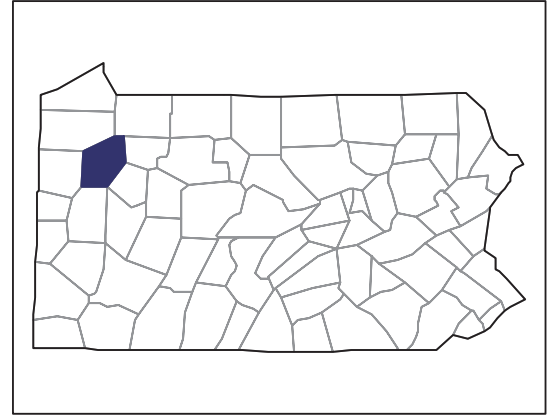
United States Department of Agriculture
National Agricultural Statistics Service

www.agcensus.usda.gov

2007 CENSUS OF AGRICULTURE

Venango County – Pennsylvania

Farms with Asian Operators
Compared with All Farms



Data are not available at this geographic level for farms with Asian operators.



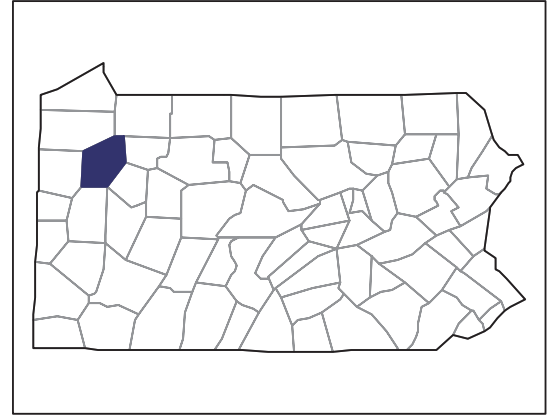
United States Department of Agriculture
National Agricultural Statistics Service

www.agcensus.usda.gov

2007 CENSUS OF AGRICULTURE

Venango County – Pennsylvania

Farms with Black or African American Operators Compared with All Farms



Data are not available at this geographic level for farms with Black or African American operators.



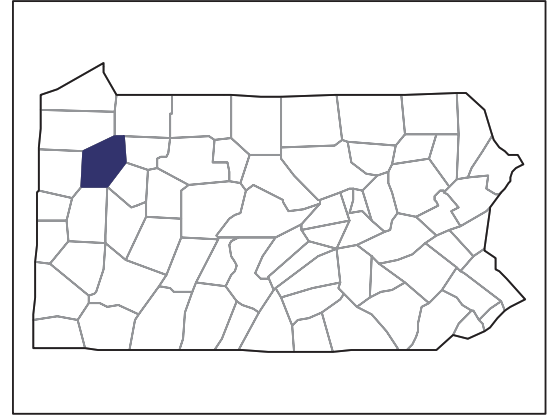
United States Department of Agriculture
National Agricultural Statistics Service

www.agcensus.usda.gov

2007 CENSUS *OF* AGRICULTURE

Venango County – Pennsylvania

Farms with Native Hawaiian or Other Pacific Islander Operators Compared with All Farms



Data are not available at this geographic level for farms with Native Hawaiian or Other Pacific Islander operators.



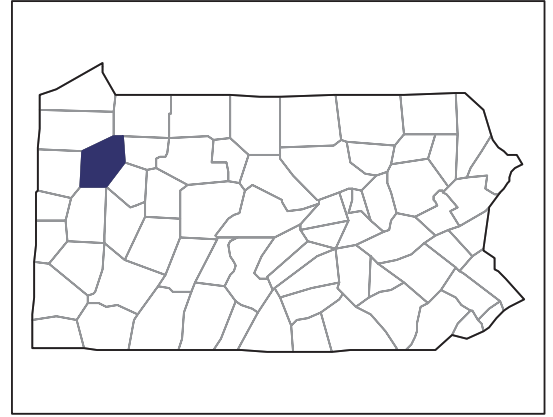
United States Department of Agriculture
National Agricultural Statistics Service

www.agcensus.usda.gov

2007 CENSUS *OF* AGRICULTURE

Venango County – Pennsylvania

**Farms with White Operators
Compared with All Farms**



Data are not available at this geographic level for farms with White operators.



United States Department of Agriculture
National Agricultural Statistics Service

www.agcensus.usda.gov

