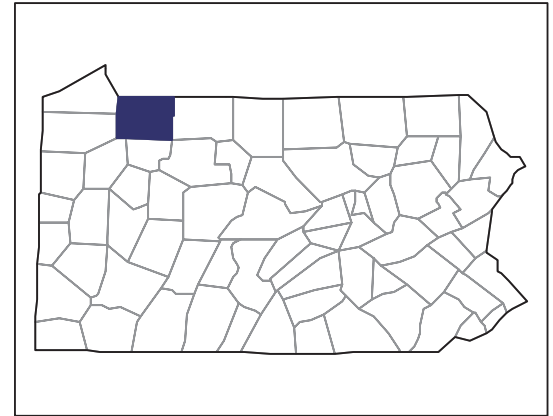


# 2007 CENSUS OF AGRICULTURE



## Warren County – Pennsylvania

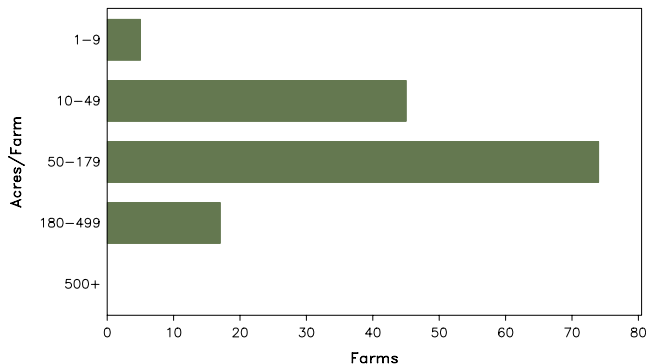
### Farms with Women Principal Operators Compared with All Farms

	Women Principal Operators	All Farms
<b>Number of Farms</b>	141	831
<b>Land in Farms</b>	12,210 acres	99,582 acres
<b>Average Size of Farm</b>	87 acres	120 acres
<b>Market Value of Products Sold</b>	\$841,000	\$18,603,000
Crop Sales	\$201,000	\$2,781,000
Livestock Sales	\$640,000	\$15,822,000
Average Per Farm	\$5,965	\$22,387
<b>Government Payments</b>	\$35,000	\$440,000
Average Per Farm Receiving Payments	\$1,653	\$3,966

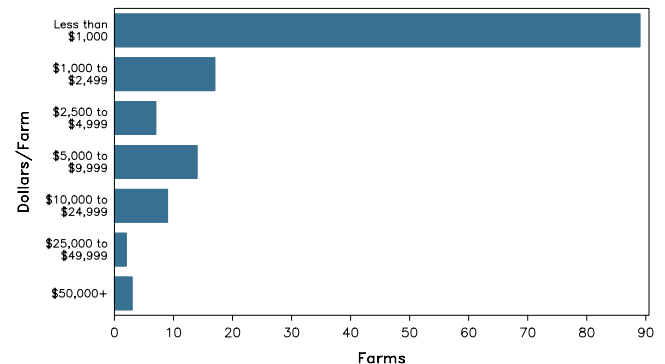
See footnotes on reverse page.

### Farms with Women Principal Operators

Farms by Size



Farms by Economic Size



# 2007 CENSUS OF AGRICULTURE

## Warren County – Pennsylvania Farms with Women Principal Operators

### Selected Highlights

Item	Farms	Quantity
<b>MARKET VALUE OF AGRICULTURAL PRODUCTS SOLD (\$1,000)</b>		
Total value of agricultural products sold	141	841
Value of crops including nursery and greenhouse	44	201
Value of livestock, poultry, and their products	42	640
<b>VALUE OF SALES BY COMMODITY GROUP (\$1,000)</b>		
Grains, oilseeds, dry beans, and dry peas	3	(D)
Tobacco	-	-
Cotton and cottonseed	-	-
Vegetables, melons, potatoes and sweet potatoes	1	(D)
Fruits, tree nuts, and berries	8	67
Nursery, greenhouse, floriculture, and sod	1	(D)
Cut Christmas trees and short rotation woody crops	1	(D)
Other crops and hay	33	95
Poultry and eggs	10	7
Cattle and calves	19	104
Milk and other dairy products from cows	5	(D)
Hogs and pigs	2	(D)
Sheep, goats, and their products	6	(D)
Horses, ponies, mules, burros, and donkeys	15	57
Aquaculture	-	-
Other animals and other animal products	4	2
<b>TOP CROP ITEMS (acres)</b>		
Forage - land used for all hay and haylage, grass silage, and greenchop	59	1,823
Corn for silage or greenchop	8	102
Corn for grain	3	55
Land in berries	5	12
Apples	5	9
<b>TOP LIVESTOCK INVENTORY ITEMS (number)</b>		
Cattle and calves	33	525
Horses and ponies	49	383
Layers	18	310
Broilers and other meat-type chickens	2	(D)
Goats, all	14	62

### Operator Characteristics

Item	Quantity
Primary occupation:	
Farming	45
Other	96
Days worked off farm:	
None	51
Any	90
Years on present farm:	
2 years or less	5
3 to 4 years	14
5 to 9 years	19
10 years or more	103
Age group:	
Under 45 years	16
45 to 64 years	85
65 years and over	40
Average age of principal operator (years)	57.8

### Economic Characteristics

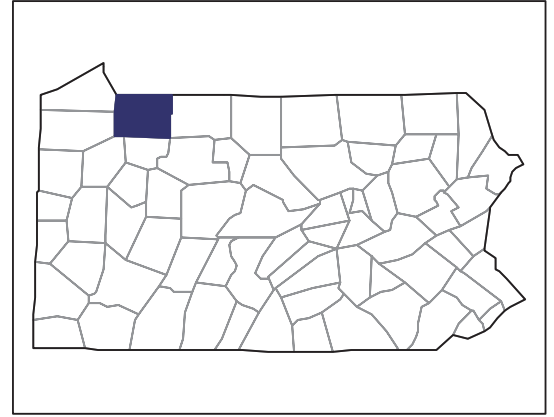
Item	Quantity
Farms by value of sales:	
Less than \$1,000	94
\$1,000 to \$2,499	19
\$2,500 to \$4,999	4
\$5,000 to \$9,999	10
\$10,000 to \$49,999	11
\$50,000 to \$99,999	-
\$100,000 to \$249,999	3
\$250,000 to \$499,999	-
\$500,000 or more	-
Total farm production expenses (\$1,000)	1,420
Average per farm (\$)	10,072
Net cash farm income of operation (\$1,000)	-499
Average per farm (\$)	-3,539
Value of agricultural products sold directly to individuals for human consumption (\$1,000)	17
Total organic product sales (\$1,000)	-
Total income from farm-related sources, gross before taxes and expenses (\$1,000)	45

See "Census of Agriculture, Volume 1, Geographic Area Series" for complete footnotes, explanations, definitions, and methodology.  
(D) Cannot be disclosed. (Z) Less than half of the unit shown.

# 2007 CENSUS OF AGRICULTURE

## Warren County – Pennsylvania

### Farms with Spanish, Hispanic, or Latino Operators Compared with All Farms



Data are not available at this geographic level for farms with Spanish, Hispanic, or Latino operators.



United States Department of Agriculture  
National Agricultural Statistics Service

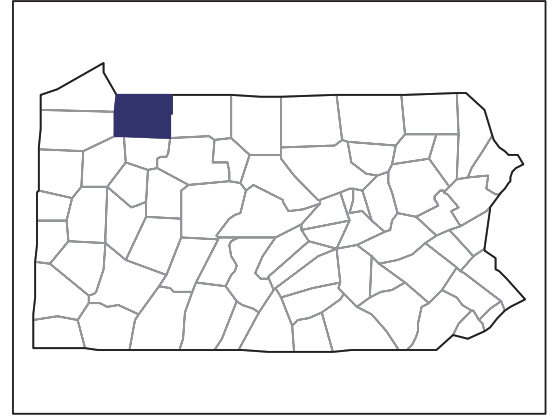
[www.agcensus.usda.gov](http://www.agcensus.usda.gov)



# 2007 CENSUS OF AGRICULTURE

## Warren County – Pennsylvania

### Farms with American Indian or Alaska Native Operators Compared with All Farms



Data are not available at this geographic level for farms with American Indian or Alaska Native operators.



United States Department of Agriculture  
National Agricultural Statistics Service

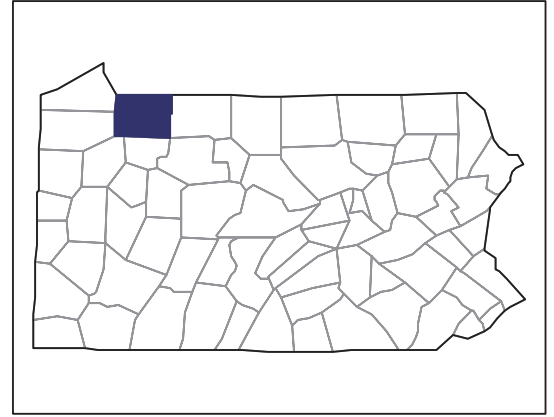
[www.agcensus.usda.gov](http://www.agcensus.usda.gov)



# 2007 CENSUS OF AGRICULTURE

## Warren County – Pennsylvania

### Farms with Asian Operators Compared with All Farms



Data are not available at this geographic level for farms with Asian operators.



United States Department of Agriculture  
National Agricultural Statistics Service

[www.agcensus.usda.gov](http://www.agcensus.usda.gov)

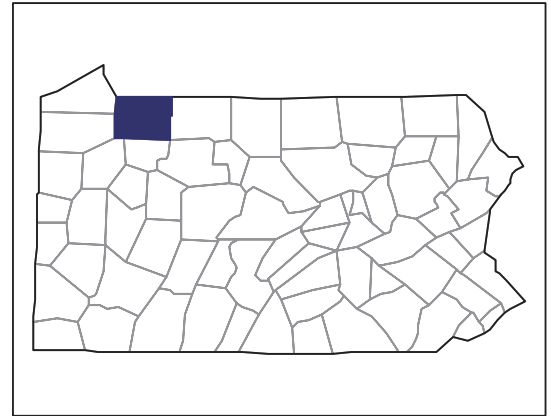




# 2007 CENSUS OF AGRICULTURE

## Warren County – Pennsylvania

### Farms with Black or African American Operators Compared with All Farms



Data are not available at this geographic level for farms with Black or African American operators.



United States Department of Agriculture  
National Agricultural Statistics Service

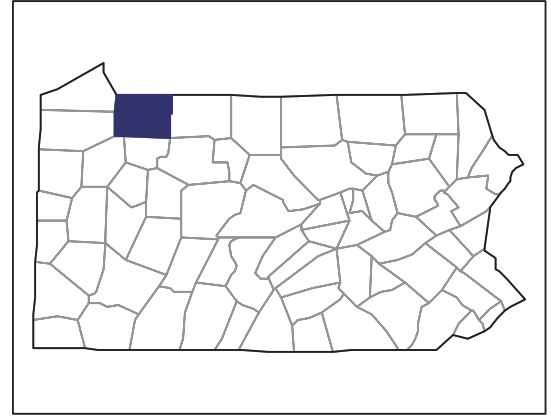
[www.agcensus.usda.gov](http://www.agcensus.usda.gov)



# 2007 CENSUS OF AGRICULTURE

## Warren County – Pennsylvania

### Farms with Native Hawaiian or Other Pacific Islander Operators Compared with All Farms



Data are not available at this geographic level for farms with Native Hawaiian or Other Pacific Islander operators.



United States Department of Agriculture  
National Agricultural Statistics Service

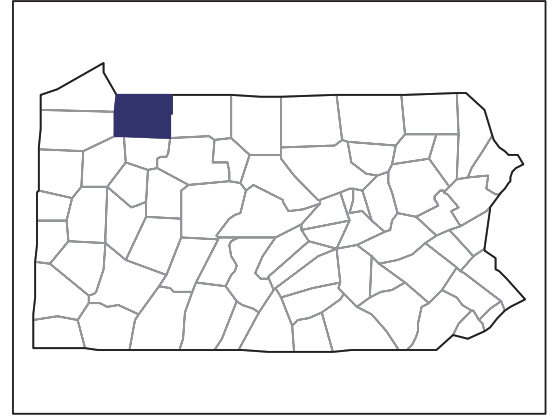
[www.agcensus.usda.gov](http://www.agcensus.usda.gov)



# 2007 CENSUS OF AGRICULTURE

## Warren County – Pennsylvania

### Farms with White Operators Compared with All Farms



Data are not available at this geographic level for farms with White operators.



United States Department of Agriculture  
National Agricultural Statistics Service

[www.agcensus.usda.gov](http://www.agcensus.usda.gov)

