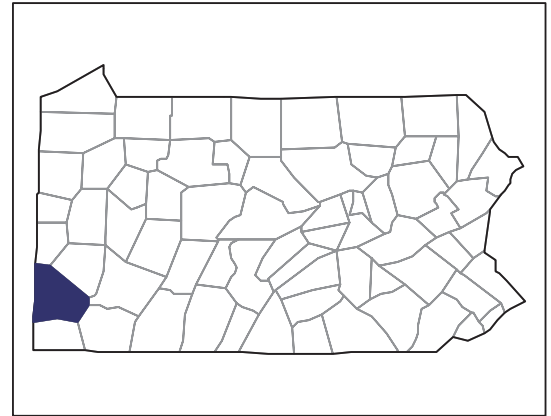


2007 CENSUS OF AGRICULTURE

Washington County – Pennsylvania

Farms with Women Principal Operators Compared with All Farms

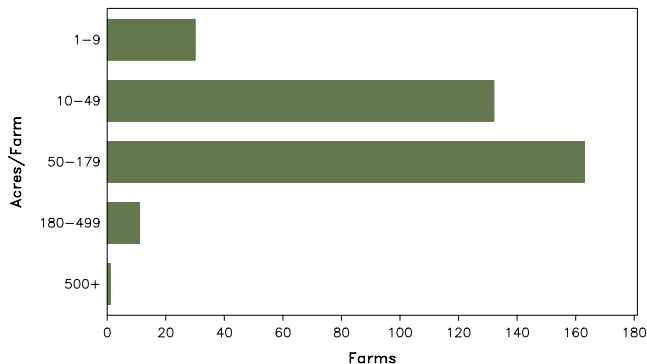


	Women Principal Operators	All Farms
Number of Farms	337	2,023
Land in Farms	23,554 acres	211,053 acres
Average Size of Farm	70 acres	104 acres
Market Value of Products Sold	\$1,742,000	\$28,649,000
Crop Sales	\$1,022,000	\$12,829,000
Livestock Sales	\$720,000	\$15,819,000
Average Per Farm	\$5,168	\$14,161
Government Payments	\$47,000	\$836,000
Average Per Farm Receiving Payments	\$1,809	\$3,439

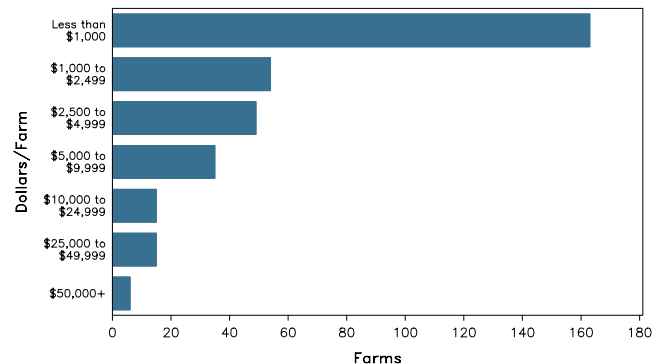
See footnotes on reverse page.

Farms with Women Principal Operators

Farms by Size



Farms by Economic Size



2007 CENSUS OF AGRICULTURE

Washington County – Pennsylvania Farms with Women Principal Operators

Selected Highlights

Item	Farms	Quantity
MARKET VALUE OF AGRICULTURAL PRODUCTS SOLD (\$1,000)		
Total value of agricultural products sold	337	1,742
Value of crops including nursery and greenhouse	119	1,022
Value of livestock, poultry, and their products	127	720
VALUE OF SALES BY COMMODITY GROUP (\$1,000)		
Grains, oilseeds, dry beans, and dry peas	15	19
Tobacco	-	-
Cotton and cottonseed	-	-
Vegetables, melons, potatoes and sweet potatoes	10	141
Fruits, tree nuts, and berries	3	(D)
Nursery, greenhouse, floriculture, and sod	10	282
Cut Christmas trees and short rotation woody crops	2	(D)
Other crops and hay	96	569
Poultry and eggs	15	(D)
Cattle and calves	54	307
Milk and other dairy products from cows	2	(D)
Hogs and pigs	15	46
Sheep, goats, and their products	54	117
Horses, ponies, mules, burros, and donkeys	20	102
Aquaculture	-	-
Other animals and other animal products	12	58
TOP CROP ITEMS (acres)		
Forage - land used for all hay and haylage, grass silage, and greenchop	181	5,894
Corn for grain	11	199
Corn for silage or greenchop	2	(D)
Vegetables harvested for sale	11	38
Oats for grain	7	31
TOP LIVESTOCK INVENTORY ITEMS (number)		
Sheep and lambs	46	1,498
Cattle and calves	87	1,279
Horses and ponies	141	1,027
Goats, all	52	658
Hogs and pigs	15	337

Operator Characteristics

Item	Quantity
Primary occupation:	
Farming	133
Other	204
Days worked off farm:	
None	115
Any	222
Years on present farm:	
2 years or less	10
3 to 4 years	16
5 to 9 years	70
10 years or more	241
Age group:	
Under 45 years	50
45 to 64 years	205
65 years and over	82
Average age of principal operator (years)	57.0

Economic Characteristics

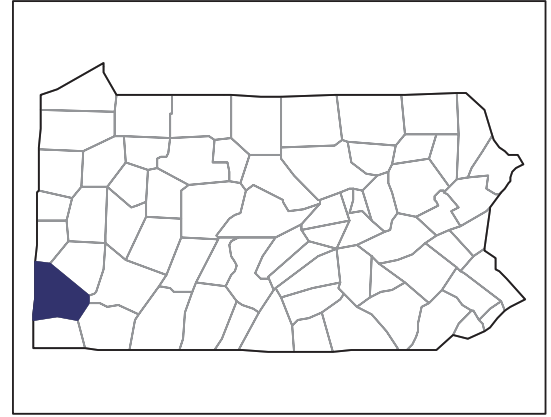
Item	Quantity
Farms by value of sales:	
Less than \$1,000	167
\$1,000 to \$2,499	51
\$2,500 to \$4,999	49
\$5,000 to \$9,999	35
\$10,000 to \$49,999	29
\$50,000 to \$99,999	3
\$100,000 to \$249,999	3
\$250,000 to \$499,999	-
\$500,000 or more	-
Total farm production expenses (\$1,000)	4,126
Average per farm (\$)	12,242
Net cash farm income of operation (\$1,000)	-1,452
Average per farm (\$)	-4,308
Value of agricultural products sold directly to individuals for human consumption (\$1,000)	44
Total organic product sales (\$1,000)	(D)
Total income from farm-related sources, gross before taxes and expenses (\$1,000)	885

See "Census of Agriculture, Volume 1, Geographic Area Series" for complete footnotes, explanations, definitions, and methodology.
(D) Cannot be disclosed. (Z) Less than half of the unit shown.

2007 CENSUS OF AGRICULTURE

Washington County – Pennsylvania

Farms with Spanish, Hispanic, or Latino Operators Compared with All Farms



Data are not available at this geographic level for farms with Spanish, Hispanic, or Latino operators.



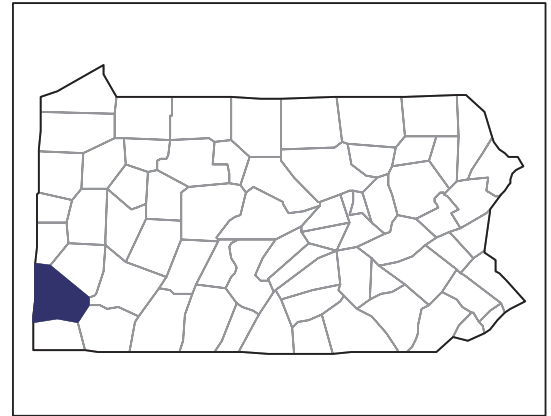
United States Department of Agriculture
National Agricultural Statistics Service

www.agcensus.usda.gov

2007 CENSUS OF AGRICULTURE

Washington County – Pennsylvania

Farms with American Indian or Alaska Native Operators Compared with All Farms



Data are not available at this geographic level for farms with American Indian or Alaska Native operators.



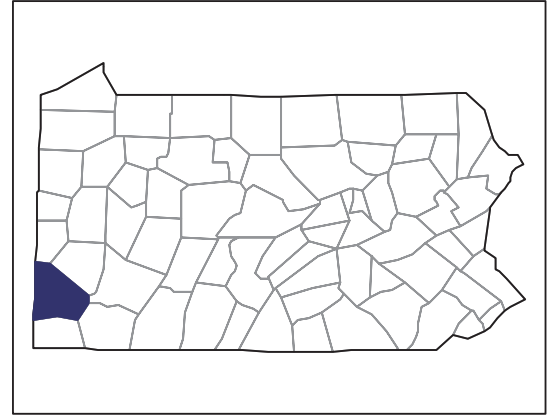
United States Department of Agriculture
National Agricultural Statistics Service

www.agcensus.usda.gov

2007 CENSUS OF AGRICULTURE

Washington County – Pennsylvania

Farms with Asian Operators Compared with All Farms



Data are not available at this geographic level for farms with Asian operators.



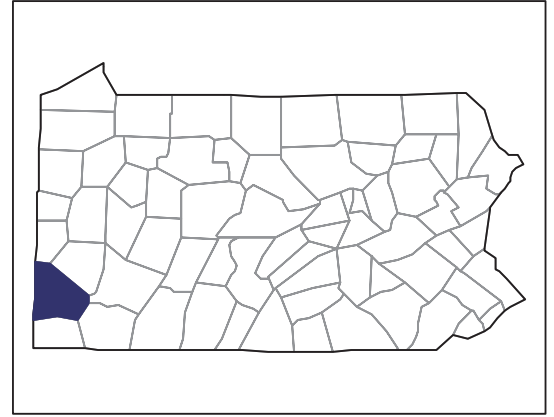
United States Department of Agriculture
National Agricultural Statistics Service

www.agcensus.usda.gov

2007 CENSUS OF AGRICULTURE

Washington County – Pennsylvania

Farms with Black or African American Operators Compared with All Farms



Data are not available at this geographic level for farms with Black or African American operators.



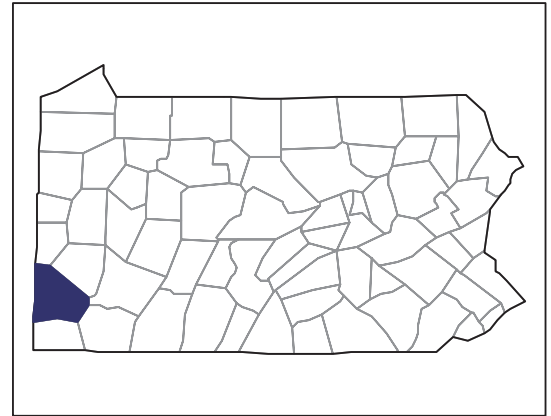
United States Department of Agriculture
National Agricultural Statistics Service

www.agcensus.usda.gov

2007 CENSUS *OF* AGRICULTURE

Washington County – Pennsylvania

Farms with Native Hawaiian or Other Pacific Islander Operators Compared with All Farms



Data are not available at this geographic level for farms with Native Hawaiian or Other Pacific Islander operators.



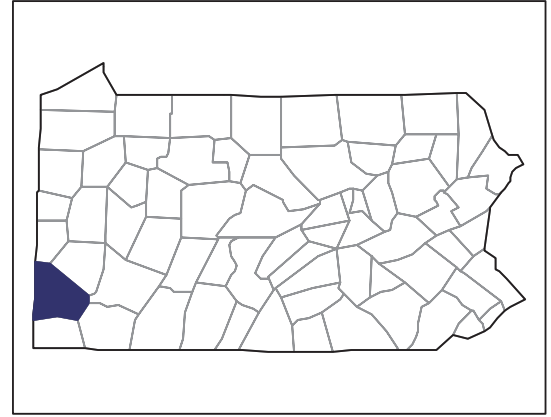
United States Department of Agriculture
National Agricultural Statistics Service

www.agcensus.usda.gov

2007 CENSUS OF AGRICULTURE

Washington County – Pennsylvania

Farms with White Operators Compared with All Farms



Data are not available at this geographic level for farms with White operators.



United States Department of Agriculture
National Agricultural Statistics Service

www.agcensus.usda.gov

