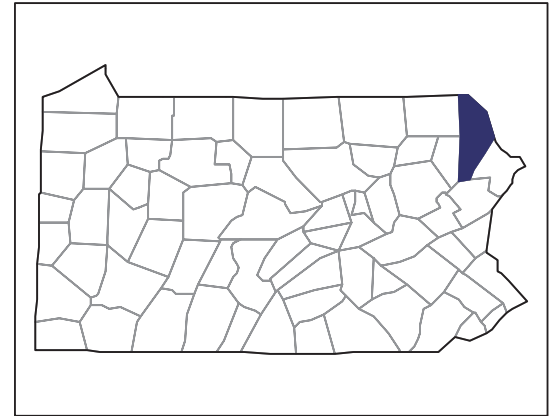


# 2007 CENSUS OF AGRICULTURE



## Wayne County – Pennsylvania

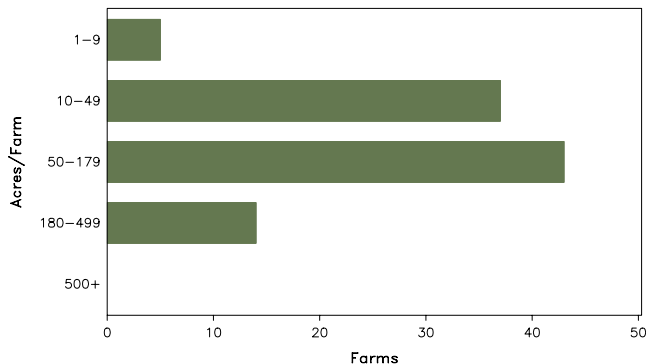
### Farms with Women Principal Operators Compared with All Farms

	Women Principal Operators	All Farms
<b>Number of Farms</b>	99	603
<b>Land in Farms</b>	9,105 acres	92,939 acres
<b>Average Size of Farm</b>	92 acres	154 acres
<b>Market Value of Products Sold</b>	\$1,426,000	\$29,428,000
Crop Sales	\$270,000	\$3,208,000
Livestock Sales	\$1,156,000	\$26,220,000
Average Per Farm	\$14,408	\$48,803
<b>Government Payments</b>	\$53,000	\$384,000
Average Per Farm Receiving Payments	\$3,776	\$2,928

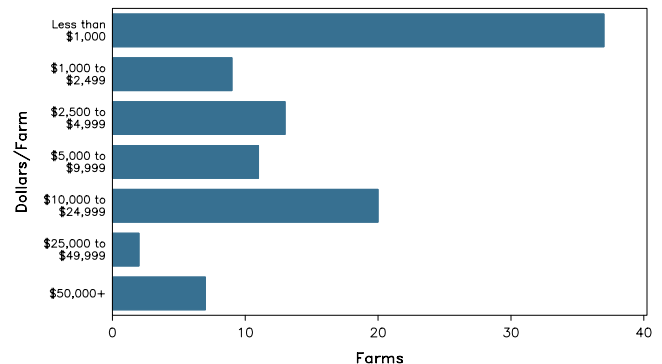
See footnotes on reverse page.

### Farms with Women Principal Operators

Farms by Size



Farms by Economic Size



# 2007 CENSUS OF AGRICULTURE

## Wayne County – Pennsylvania Farms with Women Principal Operators

### Selected Highlights

Item	Farms	Quantity
<b>MARKET VALUE OF AGRICULTURAL PRODUCTS SOLD (\$1,000)</b>		
Total value of agricultural products sold	99	1,426
Value of crops including nursery and greenhouse	58	270
Value of livestock, poultry, and their products	48	1,156
<b>VALUE OF SALES BY COMMODITY GROUP (\$1,000)</b>		
Grains, oilseeds, dry beans, and dry peas	-	-
Tobacco	-	-
Cotton and cottonseed	-	-
Vegetables, melons, potatoes and sweet potatoes	4	(D)
Fruits, tree nuts, and berries	10	46
Nursery, greenhouse, floriculture, and sod	7	(D)
Cut Christmas trees and short rotation woody crops	-	-
Other crops and hay	40	112
Poultry and eggs	21	30
Cattle and calves	24	210
Milk and other dairy products from cows	9	787
Hogs and pigs	5	12
Sheep, goats, and their products	10	10
Horses, ponies, mules, burros, and donkeys	12	106
Aquaculture	-	-
Other animals and other animal products	7	1
<b>TOP CROP ITEMS (acres)</b>		
Forage - land used for all hay and haylage, grass silage, and greenchop	60	2,359
Corn for silage or greenchop	2	(D)
Apples	6	11
Nursery stock	4	8
Land in berries	4	6
<b>TOP LIVESTOCK INVENTORY ITEMS (number)</b>		
Broilers and other meat-type chickens	10	4,258
Ducks	5	2,018
Cattle and calves	33	719
Layers	20	387
Horses and ponies	28	224

### Operator Characteristics

Item	Quantity
Primary occupation:	
Farming	41
Other	58
Days worked off farm:	
None	31
Any	68
Years on present farm:	
2 years or less	6
3 to 4 years	10
5 to 9 years	19
10 years or more	64
Age group:	
Under 45 years	12
45 to 64 years	64
65 years and over	23
Average age of principal operator (years)	55.5

### Economic Characteristics

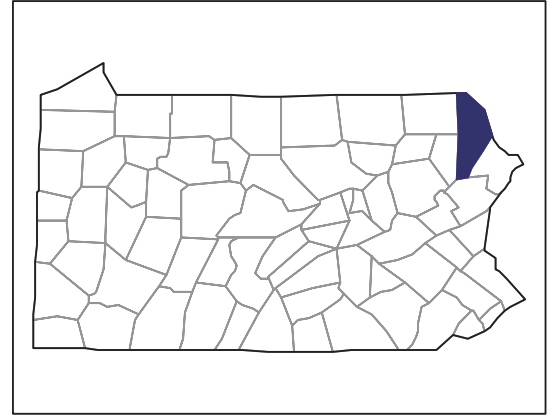
Item	Quantity
Farms by value of sales:	
Less than \$1,000	41
\$1,000 to \$2,499	9
\$2,500 to \$4,999	11
\$5,000 to \$9,999	11
\$10,000 to \$49,999	20
\$50,000 to \$99,999	3
\$100,000 to \$249,999	3
\$250,000 to \$499,999	1
\$500,000 or more	-
Total farm production expenses (\$1,000)	1,766
Average per farm (\$)	17,839
Net cash farm income of operation (\$1,000)	-249
Average per farm (\$)	-2,520
Value of agricultural products sold directly to individuals for human consumption (\$1,000)	89
Total organic product sales (\$1,000)	(D)
Total income from farm-related sources, gross before taxes and expenses (\$1,000)	37

See "Census of Agriculture, Volume 1, Geographic Area Series" for complete footnotes, explanations, definitions, and methodology.  
(D) Cannot be disclosed. (Z) Less than half of the unit shown.

# 2007 CENSUS OF AGRICULTURE

## Wayne County – Pennsylvania

### Farms with Spanish, Hispanic, or Latino Operators Compared with All Farms



Data are not available at this geographic level for farms with Spanish, Hispanic, or Latino operators.



United States Department of Agriculture  
National Agricultural Statistics Service

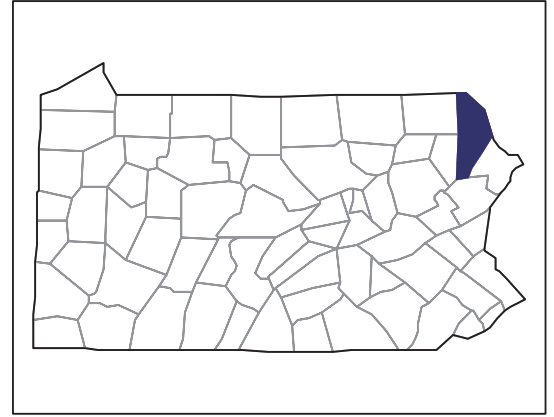
[www.agcensus.usda.gov](http://www.agcensus.usda.gov)



# 2007 CENSUS OF AGRICULTURE

## Wayne County – Pennsylvania

### Farms with American Indian or Alaska Native Operators Compared with All Farms



Data are not available at this geographic level for farms with American Indian or Alaska Native operators.



United States Department of Agriculture  
National Agricultural Statistics Service

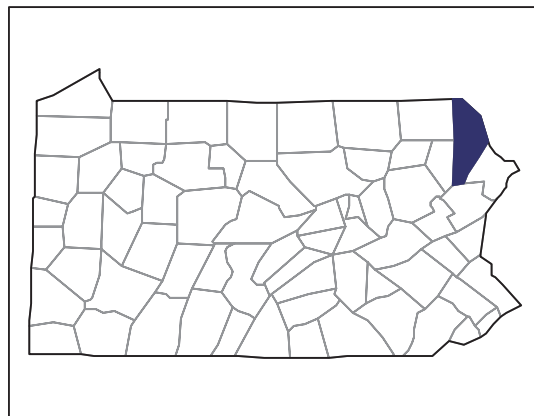
[www.agcensus.usda.gov](http://www.agcensus.usda.gov)



# 2007 CENSUS *OF* AGRICULTURE

## Wayne County – Pennsylvania

### Farms with Asian Operators Compared with All Farms



Data are not available at this geographic level for farms with Asian operators.



United States Department of Agriculture  
National Agricultural Statistics Service

[www.agcensus.usda.gov](http://www.agcensus.usda.gov)

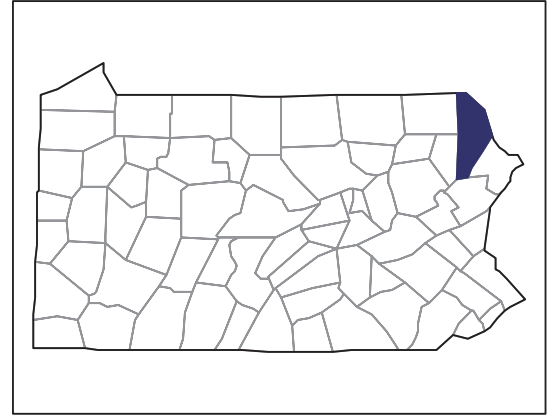




# 2007 CENSUS OF AGRICULTURE

## Wayne County – Pennsylvania

### Farms with Black or African American Operators Compared with All Farms



Data are not available at this geographic level for farms with Black or African American operators.



United States Department of Agriculture  
National Agricultural Statistics Service

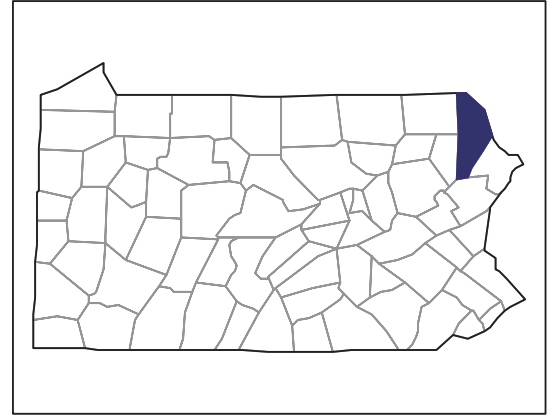
[www.agcensus.usda.gov](http://www.agcensus.usda.gov)



# 2007 CENSUS *OF* AGRICULTURE

## Wayne County – Pennsylvania

### Farms with Native Hawaiian or Other Pacific Islander Operators Compared with All Farms



Data are not available at this geographic level for farms with Native Hawaiian or Other Pacific Islander operators.



United States Department of Agriculture  
National Agricultural Statistics Service

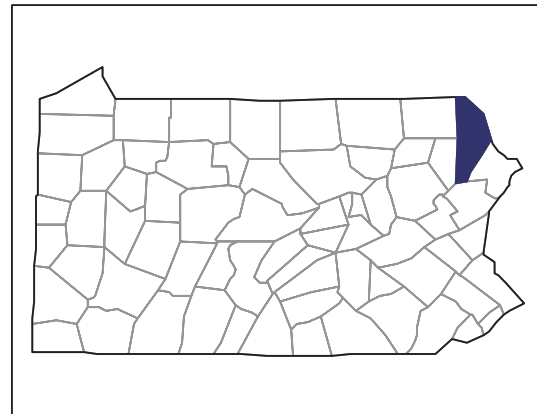
[www.agcensus.usda.gov](http://www.agcensus.usda.gov)



# 2007 CENSUS OF AGRICULTURE

## Wayne County – Pennsylvania

### Farms with White Operators Compared with All Farms



Data are not available at this geographic level for farms with White operators.



United States Department of Agriculture  
National Agricultural Statistics Service

[www.agcensus.usda.gov](http://www.agcensus.usda.gov)

