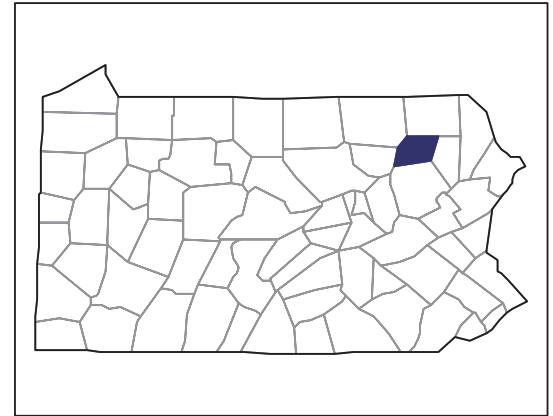


2007 CENSUS OF AGRICULTURE



Wyoming County – Pennsylvania

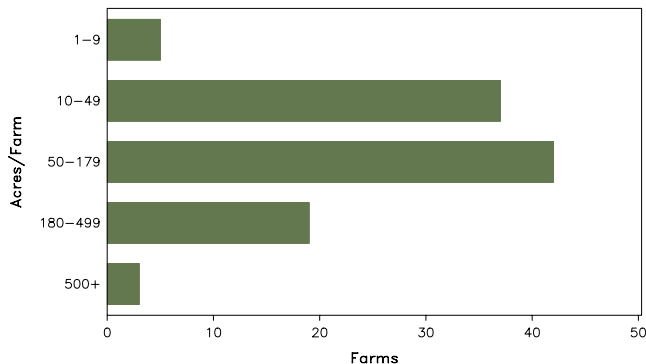
Farms with Women Principal Operators Compared with All Farms

	Women Principal Operators	All Farms
Number of Farms	106	649
Land in Farms	11,964 acres	77,957 acres
Average Size of Farm	113 acres	120 acres
Market Value of Products Sold	\$597,000	\$13,496,000
Crop Sales	\$147,000	\$4,188,000
Livestock Sales	\$450,000	\$9,308,000
Average Per Farm	\$5,628	\$20,796
Government Payments	\$62,000	\$557,000
Average Per Farm Receiving Payments	\$2,680	\$3,690

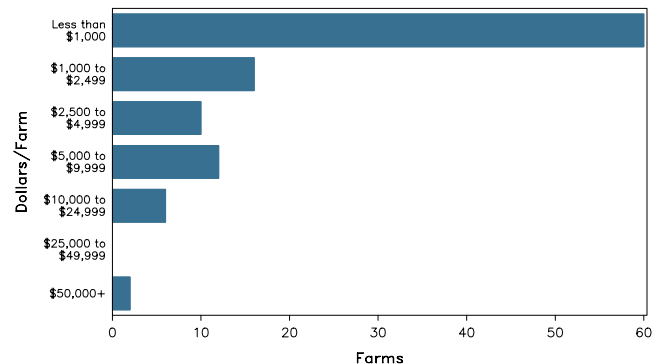
See footnotes on reverse page.

Farms with Women Principal Operators

Farms by Size



Farms by Economic Size



2007 CENSUS OF AGRICULTURE

Wyoming County – Pennsylvania Farms with Women Principal Operators

Selected Highlights

Item	Farms	Quantity
MARKET VALUE OF AGRICULTURAL PRODUCTS SOLD (\$1,000)		
Total value of agricultural products sold	106	597
Value of crops including nursery and greenhouse	34	147
Value of livestock, poultry, and their products	21	450
VALUE OF SALES BY COMMODITY GROUP (\$1,000)		
Grains, oilseeds, dry beans, and dry peas	4	(D)
Tobacco	-	-
Cotton and cottonseed	-	-
Vegetables, melons, potatoes and sweet potatoes	2	(D)
Fruits, tree nuts, and berries	3	6
Nursery, greenhouse, floriculture, and sod	1	(D)
Cut Christmas trees and short rotation woody crops	4	8
Other crops and hay	26	72
Poultry and eggs	9	4
Cattle and calves	8	36
Milk and other dairy products from cows	4	(D)
Hogs and pigs	2	(D)
Sheep, goats, and their products	1	(D)
Horses, ponies, mules, burros, and donkeys	1	(D)
Aquaculture	-	-
Other animals and other animal products	-	-
TOP CROP ITEMS (acres)		
Forage - land used for all hay and haylage, grass silage, and greenchop	44	1,363
Corn for grain	3	(D)
Corn for silage or greenchop	4	85
Oats for grain	1	(D)
Cut Christmas trees	4	55
TOP LIVESTOCK INVENTORY ITEMS (number)		
Cattle and calves	17	347
Layers	15	201
Horses and ponies	31	167
Hogs and pigs	5	93
Ducks	11	86

Operator Characteristics

Item	Quantity
Primary occupation:	
Farming	26
Other	80
Days worked off farm:	
None	60
Any	46
Years on present farm:	
2 years or less	1
3 to 4 years	5
5 to 9 years	18
10 years or more	82
Age group:	
Under 45 years	16
45 to 64 years	52
65 years and over	38
Average age of principal operator (years)	59.2

Economic Characteristics

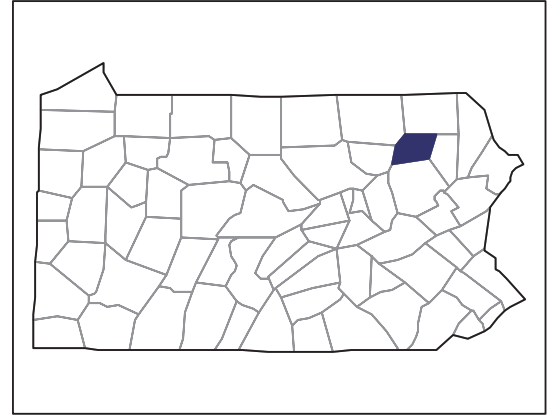
Item	Quantity
Farms by value of sales:	
Less than \$1,000	71
\$1,000 to \$2,499	9
\$2,500 to \$4,999	6
\$5,000 to \$9,999	12
\$10,000 to \$49,999	6
\$50,000 to \$99,999	-
\$100,000 to \$249,999	2
\$250,000 to \$499,999	-
\$500,000 or more	-
Total farm production expenses (\$1,000)	1,095
Average per farm (\$)	10,326
Net cash farm income of operation (\$1,000)	-398
Average per farm (\$)	-3,751
Value of agricultural products sold directly to individuals for human consumption (\$1,000)	25
Total organic product sales (\$1,000)	-
Total income from farm-related sources, gross before taxes and expenses (\$1,000)	39

See "Census of Agriculture, Volume 1, Geographic Area Series" for complete footnotes, explanations, definitions, and methodology.
(D) Cannot be disclosed. (Z) Less than half of the unit shown.

2007 CENSUS OF AGRICULTURE

Wyoming County – Pennsylvania

Farms with Spanish, Hispanic, or Latino Operators Compared with All Farms



Data are not available at this geographic level for farms with Spanish, Hispanic, or Latino operators.



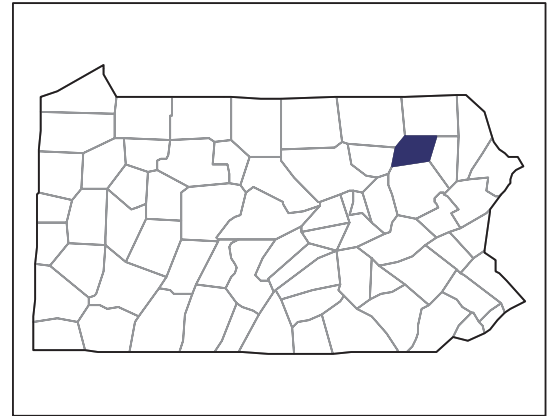
United States Department of Agriculture
National Agricultural Statistics Service

www.agcensus.usda.gov

2007 CENSUS OF AGRICULTURE

Wyoming County – Pennsylvania

Farms with American Indian or Alaska Native Operators Compared with All Farms



Data are not available at this geographic level for farms with American Indian or Alaska Native operators.



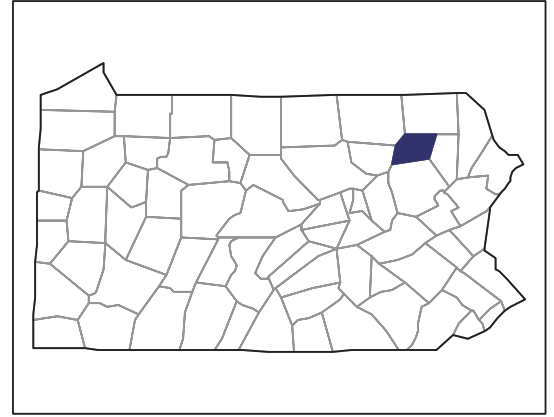
United States Department of Agriculture
National Agricultural Statistics Service

www.agcensus.usda.gov

2007 CENSUS OF AGRICULTURE

Wyoming County – Pennsylvania

Farms with Asian Operators
Compared with All Farms



Data are not available at this geographic level for farms with Asian operators.



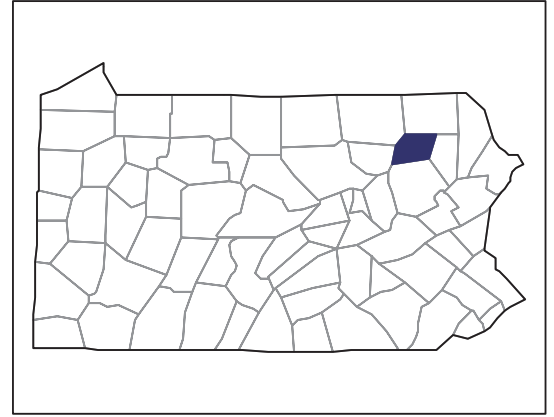
United States Department of Agriculture
National Agricultural Statistics Service

www.agcensus.usda.gov

2007 CENSUS OF AGRICULTURE

Wyoming County – Pennsylvania

Farms with Black or African American Operators Compared with All Farms



Data are not available at this geographic level for farms with Black or African American operators.



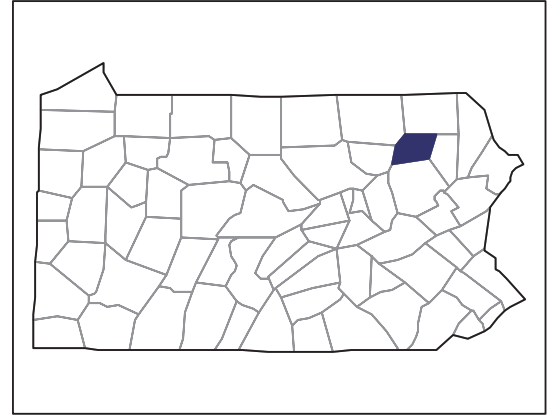
United States Department of Agriculture
National Agricultural Statistics Service

www.agcensus.usda.gov

2007 CENSUS *OF* AGRICULTURE

Wyoming County – Pennsylvania

Farms with Native Hawaiian or Other Pacific Islander Operators Compared with All Farms



Data are not available at this geographic level for farms with Native Hawaiian or Other Pacific Islander operators.



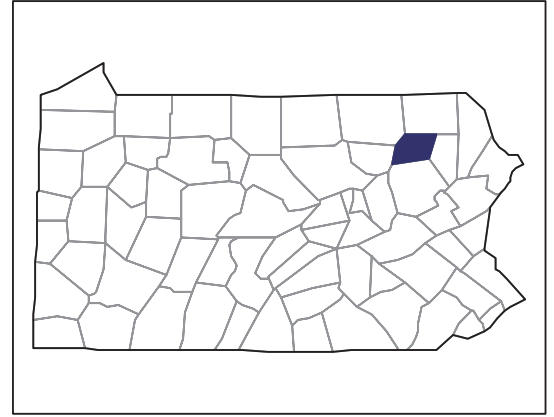
United States Department of Agriculture
National Agricultural Statistics Service

www.agcensus.usda.gov

2007 CENSUS OF AGRICULTURE

Wyoming County – Pennsylvania

Farms with White Operators Compared with All Farms



Data are not available at this geographic level for farms with White operators.



United States Department of Agriculture
National Agricultural Statistics Service

www.agcensus.usda.gov

