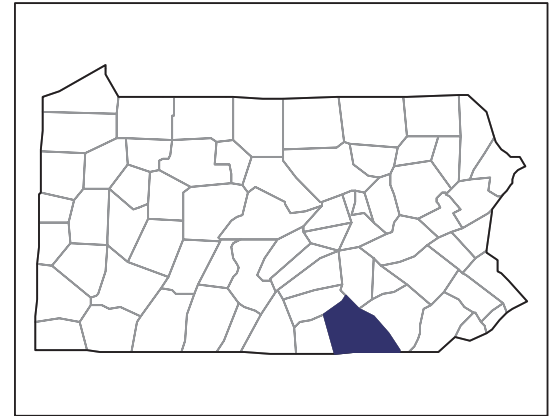


# 2007 CENSUS OF AGRICULTURE



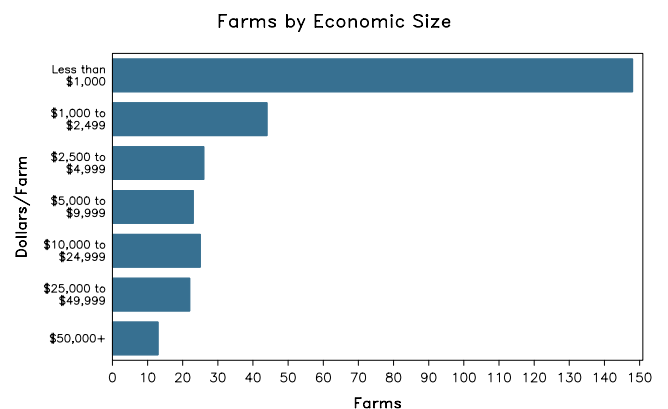
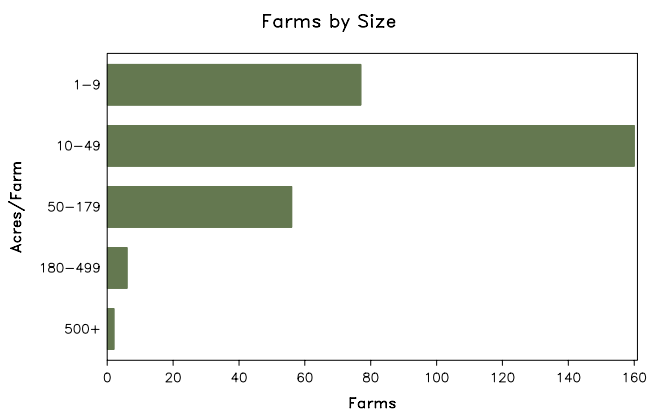
## York County – Pennsylvania

### Farms with Women Principal Operators Compared with All Farms

	Women Principal Operators	All Farms
<b>Number of Farms</b>	301	2,370
<b>Land in Farms</b>	17,823 acres	292,507 acres
<b>Average Size of Farm</b>	59 acres	123 acres
<b>Market Value of Products Sold</b>	\$9,012,000	\$212,634,000
Crop Sales	\$2,720,000	\$100,168,000
Livestock Sales	\$6,293,000	\$112,465,000
Average Per Farm	\$29,941	\$89,719
<b>Government Payments</b>	\$82,000	\$2,722,000
Average Per Farm Receiving Payments	\$2,488	\$5,049

See footnotes on reverse page.

### Farms with Women Principal Operators



# 2007 CENSUS OF AGRICULTURE

## York County – Pennsylvania Farms with Women Principal Operators

### Selected Highlights

Item	Farms	Quantity
<b>MARKET VALUE OF AGRICULTURAL PRODUCTS SOLD (\$1,000)</b>		
Total value of agricultural products sold	301	9,012
Value of crops including nursery and greenhouse	88	2,720
Value of livestock, poultry, and their products	133	6,293
<b>VALUE OF SALES BY COMMODITY GROUP (\$1,000)</b>		
Grains, oilseeds, dry beans, and dry peas	33	633
Tobacco	-	-
Cotton and cottonseed	-	-
Vegetables, melons, potatoes and sweet potatoes	15	226
Fruits, tree nuts, and berries	13	489
Nursery, greenhouse, floriculture, and sod	10	1,205
Cut Christmas trees and short rotation woody crops	2	(D)
Other crops and hay	49	(D)
Poultry and eggs	27	(D)
Cattle and calves	15	244
Milk and other dairy products from cows	3	1,225
Hogs and pigs	8	(D)
Sheep, goats, and their products	41	90
Horses, ponies, mules, burros, and donkeys	58	340
Aquaculture	-	-
Other animals and other animal products	20	77
<b>TOP CROP ITEMS (acres)</b>		
Forage - land used for all hay and haylage, grass silage, and greenchop	101	2,249
Corn for grain	27	1,506
Soybeans for beans	14	671
Wheat for grain, all	13	268
Corn for silage or greenchop	4	234
<b>TOP LIVESTOCK INVENTORY ITEMS (number)</b>		
Layers	36	(D)
Hogs and pigs	9	(D)
Horses and ponies	169	1,418
Cattle and calves	33	1,205
Sheep and lambs	42	756

### Operator Characteristics

Item	Quantity
Primary occupation:	
Farming	118
Other	183
Days worked off farm:	
None	103
Any	198
Years on present farm:	
2 years or less	15
3 to 4 years	23
5 to 9 years	70
10 years or more	193
Age group:	
Under 45 years	51
45 to 64 years	207
65 years and over	43
Average age of principal operator (years)	53.4

### Economic Characteristics

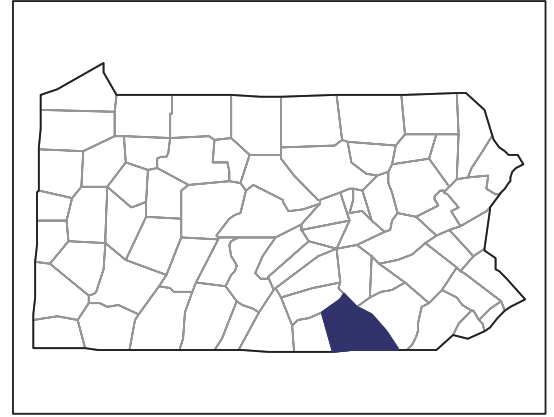
Item	Quantity
Farms by value of sales:	
Less than \$1,000	158
\$1,000 to \$2,499	40
\$2,500 to \$4,999	21
\$5,000 to \$9,999	22
\$10,000 to \$49,999	47
\$50,000 to \$99,999	4
\$100,000 to \$249,999	1
\$250,000 to \$499,999	2
\$500,000 or more	6
Total farm production expenses (\$1,000)	11,437
Average per farm (\$)	37,998
Net cash farm income of operation (\$1,000)	-1,248
Average per farm (\$)	-4,145
Value of agricultural products sold directly to individuals for human consumption (\$1,000)	211
Total organic product sales (\$1,000)	(D)
Total income from farm-related sources, gross before taxes and expenses (\$1,000)	1,095

See "Census of Agriculture, Volume 1, Geographic Area Series" for complete footnotes, explanations, definitions, and methodology.  
(D) Cannot be disclosed. (Z) Less than half of the unit shown.

# 2007 CENSUS OF AGRICULTURE

## York County – Pennsylvania

### Farms with Spanish, Hispanic, or Latino Operators Compared with All Farms



Data are not available at this geographic level for farms with Spanish, Hispanic, or Latino operators.



United States Department of Agriculture  
National Agricultural Statistics Service

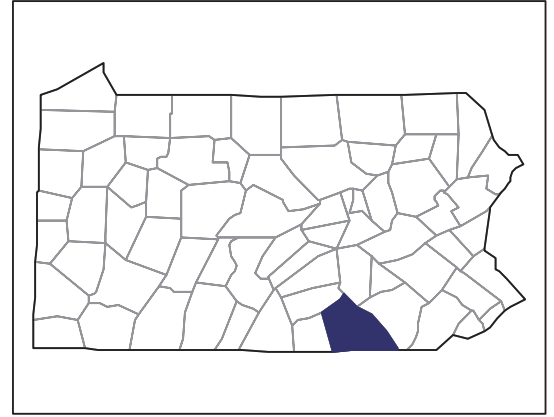
[www.agcensus.usda.gov](http://www.agcensus.usda.gov)



# 2007 CENSUS OF AGRICULTURE

York County – Pennsylvania

Farms with American Indian or Alaska Native Operators Compared with All Farms



Data are not available at this geographic level for farms with American Indian or Alaska Native operators.



United States Department of Agriculture  
National Agricultural Statistics Service

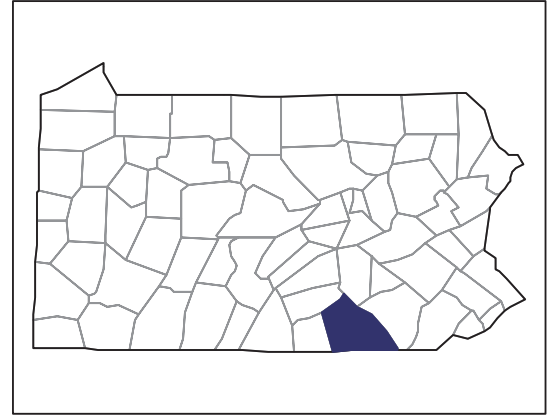
[www.agcensus.usda.gov](http://www.agcensus.usda.gov)



# 2007 CENSUS *OF* AGRICULTURE

York County – Pennsylvania

Farms with Asian Operators  
Compared with All Farms



Data are not available at this geographic level for farms with Asian operators.



United States Department of Agriculture  
National Agricultural Statistics Service

[www.agcensus.usda.gov](http://www.agcensus.usda.gov)

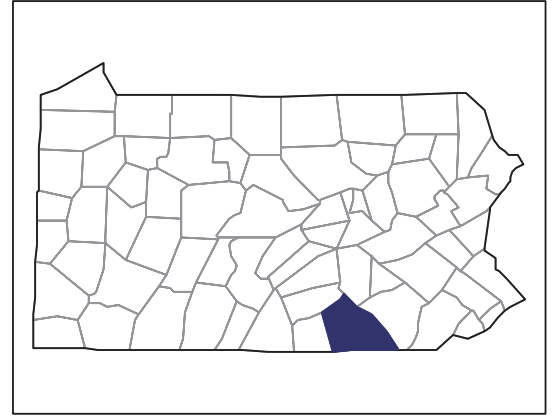




# 2007 CENSUS *OF* AGRICULTURE

York County – Pennsylvania

Farms with Black or African American  
Operators Compared with All Farms



Data are not available at this geographic level for farms with Black or African American operators.



United States Department of Agriculture  
National Agricultural Statistics Service

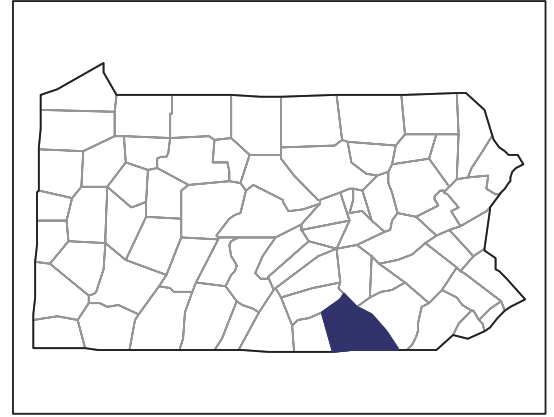
[www.agcensus.usda.gov](http://www.agcensus.usda.gov)



# 2007 CENSUS *OF* AGRICULTURE

York County – Pennsylvania

**Farms with Native Hawaiian or Other  
Pacific Islander Operators Compared  
with All Farms**



Data are not available at this geographic level for farms with Native Hawaiian or Other Pacific Islander operators.



United States Department of Agriculture  
National Agricultural Statistics Service

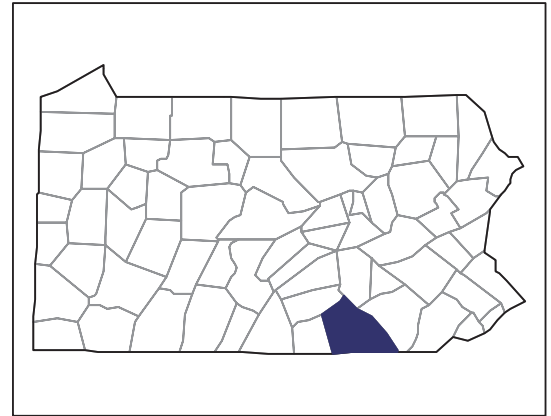
[www.agcensus.usda.gov](http://www.agcensus.usda.gov)



# 2007 CENSUS OF AGRICULTURE

York County – Pennsylvania

Farms with White Operators  
Compared with All Farms



Data are not available at this geographic level for farms with White operators.



United States Department of Agriculture  
National Agricultural Statistics Service

[www.agcensus.usda.gov](http://www.agcensus.usda.gov)

