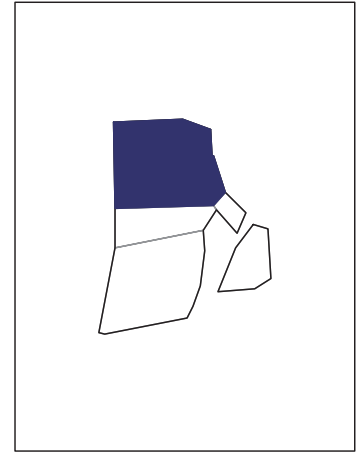


2007 CENSUS OF AGRICULTURE



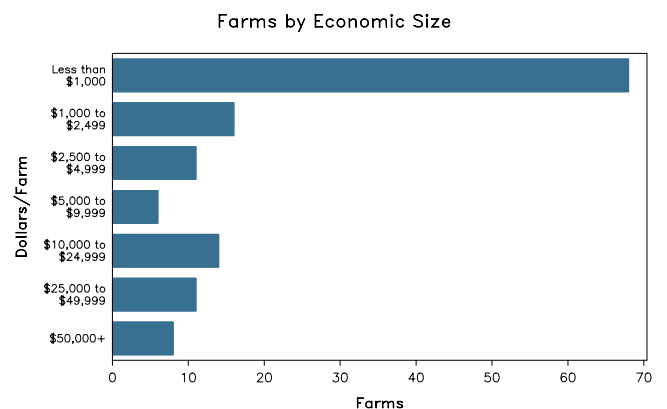
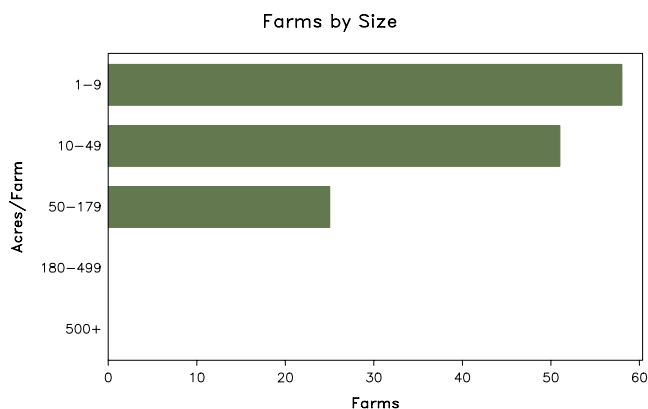
Providence County – Rhode Island

Farms with Women Principal Operators Compared with All Farms

	Women Principal Operators	All Farms
Number of Farms	134	469
Land in Farms	3,240 acres	21,683 acres
Average Size of Farm	24 acres	46 acres
Market Value of Products Sold	\$1,946,000	\$15,072,000
Crop Sales	\$1,809,000	\$11,534,000
Livestock Sales	\$137,000	\$3,538,000
Average Per Farm	\$14,525	\$32,137
Government Payments	(D)	\$162,000
Average Per Farm Receiving Payments	(D)	\$4,155

See footnotes on reverse page.

Farms with Women Principal Operators



2007 CENSUS OF AGRICULTURE

Providence County – Rhode Island Farms with Women Principal Operators

Selected Highlights

Item	Farms	Quantity
MARKET VALUE OF AGRICULTURAL PRODUCTS SOLD (\$1,000)		
Total value of agricultural products sold	134	1,946
Value of crops including nursery and greenhouse	50	1,809
Value of livestock, poultry, and their products	45	137
VALUE OF SALES BY COMMODITY GROUP (\$1,000)		
Grains, oilseeds, dry beans, and dry peas	1	(D)
Tobacco	-	-
Cotton and cottonseed	-	-
Vegetables, melons, potatoes and sweet potatoes	20	396
Fruits, tree nuts, and berries	13	(D)
Nursery, greenhouse, floriculture, and sod	22	1,000
Cut Christmas trees and short rotation woody crops	2	(D)
Other crops and hay	8	(D)
Poultry and eggs	14	6
Cattle and calves	8	19
Milk and other dairy products from cows	-	-
Hogs and pigs	5	(D)
Sheep, goats, and their products	15	45
Horses, ponies, mules, burros, and donkeys	6	5
Aquaculture	-	-
Other animals and other animal products	16	(D)
TOP CROP ITEMS (acres)		
Forage - land used for all hay and haylage, grass silage, and greenchop	14	172
Apples	9	94
Vegetables harvested for sale	20	61
Cut Christmas trees	6	(D)
Nursery stock	3	25
TOP LIVESTOCK INVENTORY ITEMS (number)		
Horses and ponies	65	942
Layers	23	313
Rabbits and their pelts	14	246
Sheep and lambs	16	228
Goats, all	22	86

Operator Characteristics

Item	Quantity
Primary occupation:	
Farming	82
Other	52
Days worked off farm:	
None	43
Any	91
Years on present farm:	
2 years or less	17
3 to 4 years	9
5 to 9 years	33
10 years or more	75
Age group:	
Under 45 years	44
45 to 64 years	72
65 years and over	18
Average age of principal operator (years)	50.4

Economic Characteristics

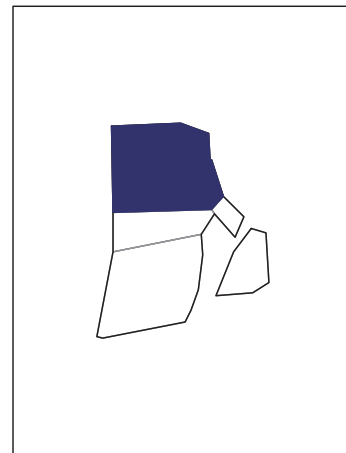
Item	Quantity
Farms by value of sales:	
Less than \$1,000	70
\$1,000 to \$2,499	14
\$2,500 to \$4,999	11
\$5,000 to \$9,999	6
\$10,000 to \$49,999	25
\$50,000 to \$99,999	5
\$100,000 to \$249,999	1
\$250,000 to \$499,999	2
\$500,000 or more	-
Total farm production expenses (\$1,000)	3,924
Average per farm (\$)	29,287
Net cash farm income of operation (\$1,000)	-1,293
Average per farm (\$)	-9,646
Value of agricultural products sold directly to individuals for human consumption (\$1,000)	459
Total organic product sales (\$1,000)	129
Total income from farm-related sources, gross before taxes and expenses (\$1,000)	681

See "Census of Agriculture, Volume 1, Geographic Area Series" for complete footnotes, explanations, definitions, and methodology.
(D) Cannot be disclosed. (Z) Less than half of the unit shown.

2007 CENSUS OF AGRICULTURE

Providence County – Rhode Island

Farms with Spanish, Hispanic, or Latino Operators Compared with All Farms



Data are not available at this geographic level for farms with Spanish, Hispanic, or Latino operators.



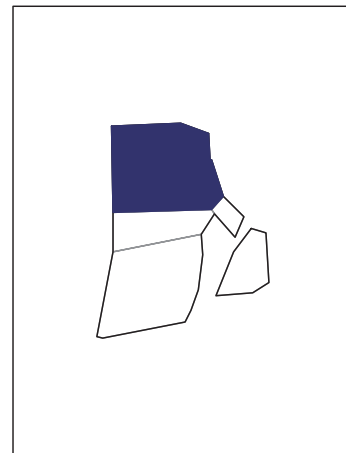
United States Department of Agriculture
National Agricultural Statistics Service

www.agcensus.usda.gov

2007 CENSUS OF AGRICULTURE

Providence County – Rhode Island

Farms with American Indian or Alaska Native Operators Compared with All Farms



Data are not available at this geographic level for farms with American Indian or Alaska Native operators.



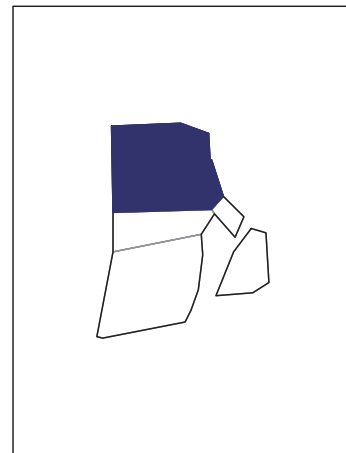
United States Department of Agriculture
National Agricultural Statistics Service

www.agcensus.usda.gov

2007 CENSUS OF AGRICULTURE

Providence County – Rhode Island

Farms with Asian Operators
Compared with All Farms



Data are not available at this geographic level for farms with Asian operators.



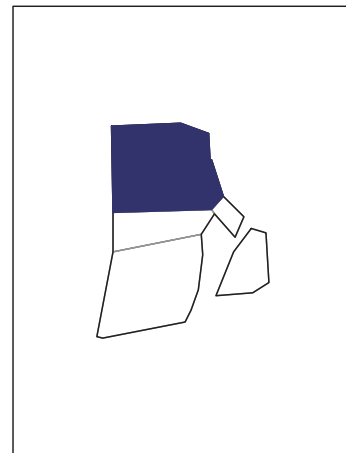
United States Department of Agriculture
National Agricultural Statistics Service

www.agcensus.usda.gov

2007 CENSUS *OF* AGRICULTURE

Providence County – Rhode Island

**Farms with Black or African American
Operators Compared with All Farms**



Data are not available at this geographic level for farms with Black or African American operators.



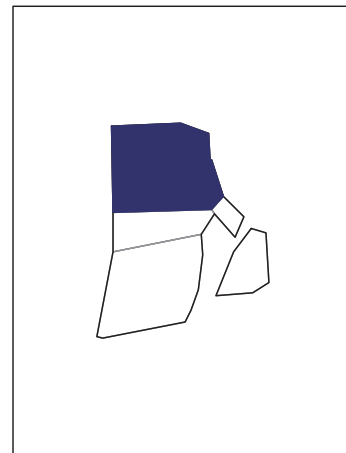
United States Department of Agriculture
National Agricultural Statistics Service

www.agcensus.usda.gov

2007 CENSUS OF AGRICULTURE

Providence County – Rhode Island

Farms with Native Hawaiian or Other Pacific Islander Operators Compared with All Farms



Data are not available at this geographic level for farms with Native Hawaiian or Other Pacific Islander operators.



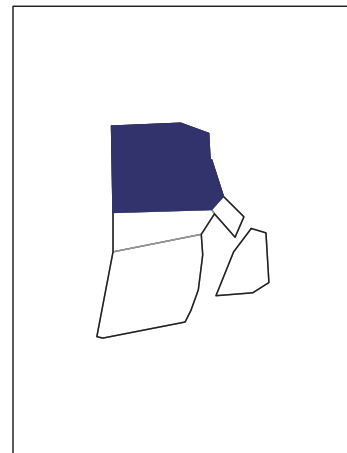
United States Department of Agriculture
National Agricultural Statistics Service

www.agcensus.usda.gov

2007 CENSUS OF AGRICULTURE

Providence County – Rhode Island

Farms with White Operators
Compared with All Farms



Data are not available at this geographic level for farms with White operators.



United States Department of Agriculture
National Agricultural Statistics Service

www.agcensus.usda.gov

