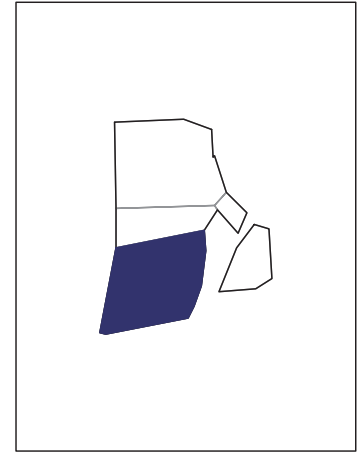


# 2007 CENSUS OF AGRICULTURE



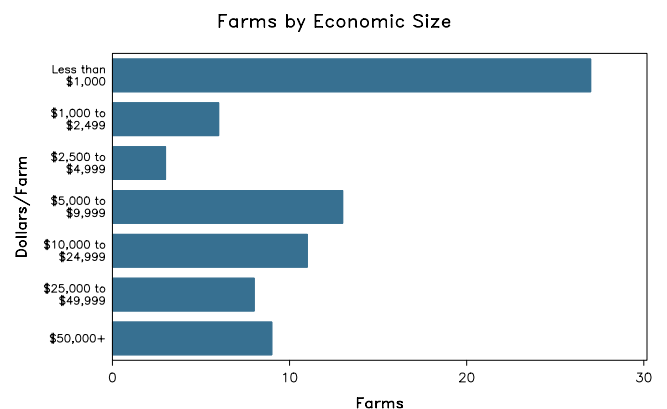
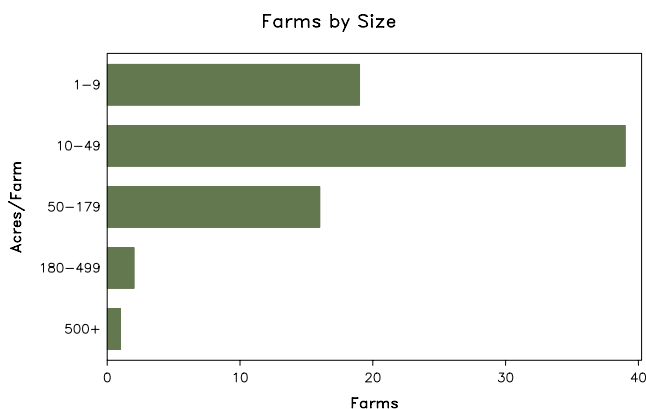
## Washington County – Rhode Island

### Farms with Women Principal Operators Compared with All Farms

	Women Principal Operators	All Farms
<b>Number of Farms</b>	77	369
<b>Land in Farms</b>	3,562 acres	24,651 acres
<b>Average Size of Farm</b>	46 acres	67 acres
<b>Market Value of Products Sold</b>	\$5,006,000	\$25,941,000
Crop Sales	\$4,543,000	\$21,964,000
Livestock Sales	\$462,000	\$3,977,000
Average Per Farm	\$65,009	\$70,301
<b>Government Payments</b>	(D)	\$264,000
Average Per Farm Receiving Payments	(D)	\$8,794

See footnotes on reverse page.

### Farms with Women Principal Operators



# 2007 CENSUS OF AGRICULTURE

## Washington County – Rhode Island Farms with Women Principal Operators

### Selected Highlights

Item	Farms	Quantity
<b>MARKET VALUE OF AGRICULTURAL PRODUCTS SOLD (\$1,000)</b>		
Total value of agricultural products sold	77	5,006
Value of crops including nursery and greenhouse	44	4,543
Value of livestock, poultry, and their products	30	462
<b>VALUE OF SALES BY COMMODITY GROUP (\$1,000)</b>		
Grains, oilseeds, dry beans, and dry peas	1	(D)
Tobacco	-	-
Cotton and cottonseed	-	-
Vegetables, melons, potatoes and sweet potatoes	20	240
Fruits, tree nuts, and berries	10	62
Nursery, greenhouse, floriculture, and sod	17	4,167
Cut Christmas trees and short rotation woody crops	3	(D)
Other crops and hay	9	(D)
Poultry and eggs	11	3
Cattle and calves	4	(D)
Milk and other dairy products from cows	2	(D)
Hogs and pigs	1	(D)
Sheep, goats, and their products	15	11
Horses, ponies, mules, burros, and donkeys	6	137
Aquaculture	-	-
Other animals and other animal products	4	(D)
<b>TOP CROP ITEMS (acres)</b>		
Sod harvested	2	(D)
Forage - land used for all hay and haylage, grass silage, and greenchop	21	357
Vegetables harvested for sale	20	65
Corn for silage or greenchop	1	(D)
Cut Christmas trees	5	46
<b>TOP LIVESTOCK INVENTORY ITEMS (number)</b>		
Horses and ponies	40	423
Layers	15	203
Cattle and calves	8	171
Sheep and lambs	14	127
Rabbits and their pelts	9	113

### Operator Characteristics

Item	Quantity
Primary occupation:	
Farming	58
Other	19
Days worked off farm:	
None	39
Any	38
Years on present farm:	
2 years or less	4
3 to 4 years	4
5 to 9 years	10
10 years or more	59
Age group:	
Under 45 years	10
45 to 64 years	52
65 years and over	15
Average age of principal operator (years)	55.2

### Economic Characteristics

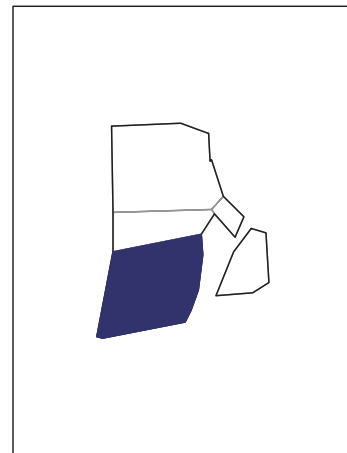
Item	Quantity
Farms by value of sales:	
Less than \$1,000	27
\$1,000 to \$2,499	6
\$2,500 to \$4,999	3
\$5,000 to \$9,999	13
\$10,000 to \$49,999	19
\$50,000 to \$99,999	6
\$100,000 to \$249,999	1
\$250,000 to \$499,999	-
\$500,000 or more	2
Total farm production expenses (\$1,000)	6,634
Average per farm (\$)	86,162
Net cash farm income of operation (\$1,000)	-1,127
Average per farm (\$)	-14,642
Value of agricultural products sold directly to individuals for human consumption (\$1,000)	76
Total organic product sales (\$1,000)	(D)
Total income from farm-related sources, gross before taxes and expenses (\$1,000)	500

See "Census of Agriculture, Volume 1, Geographic Area Series" for complete footnotes, explanations, definitions, and methodology.  
(D) Cannot be disclosed. (Z) Less than half of the unit shown.

# 2007 CENSUS *OF* AGRICULTURE

## Washington County – Rhode Island

### Farms with Spanish, Hispanic, or Latino Operators Compared with All Farms



Data are not available at this geographic level for farms with Spanish, Hispanic, or Latino operators.



United States Department of Agriculture  
National Agricultural Statistics Service

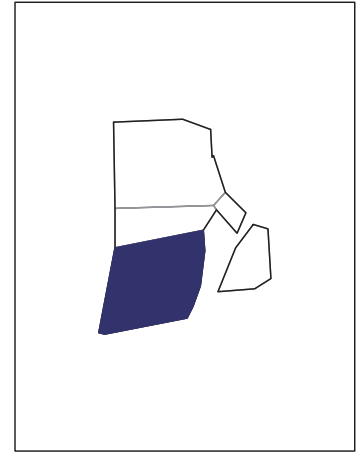
[www.agcensus.usda.gov](http://www.agcensus.usda.gov)



# 2007 CENSUS *OF* AGRICULTURE

Washington County – Rhode Island

Farms with American Indian or Alaska  
Native Operators Compared with All  
Farms



Data are not available at this geographic level for farms with American Indian or Alaska Native operators.



United States Department of Agriculture  
National Agricultural Statistics Service

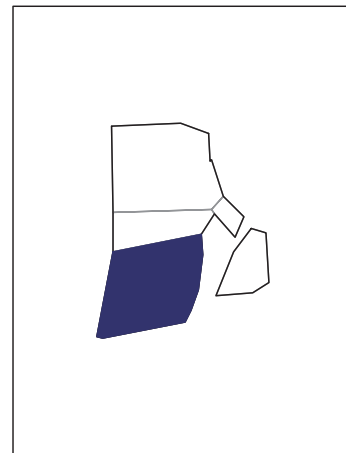
[www.agcensus.usda.gov](http://www.agcensus.usda.gov)



# 2007 CENSUS *OF* AGRICULTURE

Washington County – Rhode Island

Farms with Asian Operators  
Compared with All Farms



Data are not available at this geographic level for farms with Asian operators.



United States Department of Agriculture  
National Agricultural Statistics Service

[www.agcensus.usda.gov](http://www.agcensus.usda.gov)

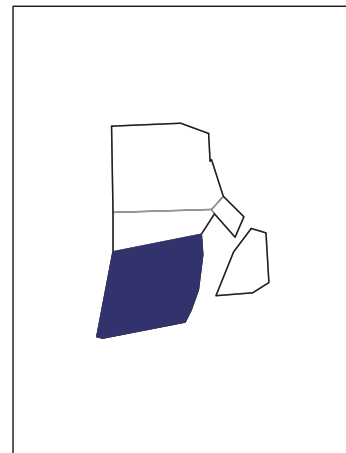




# 2007 CENSUS *OF* AGRICULTURE

**Washington County – Rhode Island**

**Farms with Black or African American  
Operators Compared with All Farms**



**Data are not available at this geographic level for farms with Black or African American operators.**



United States Department of Agriculture  
National Agricultural Statistics Service

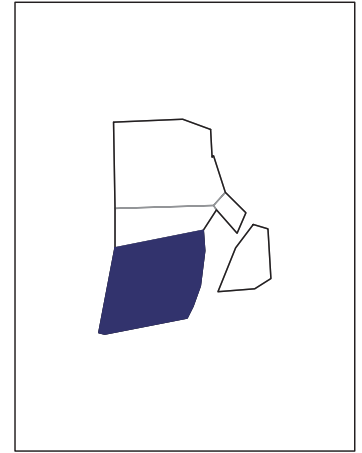
[www.agcensus.usda.gov](http://www.agcensus.usda.gov)



# 2007 CENSUS *OF* AGRICULTURE

**Washington County – Rhode Island**

**Farms with Native Hawaiian or Other  
Pacific Islander Operators Compared  
with All Farms**



**Data are not available at this geographic level for farms with Native Hawaiian or Other Pacific Islander operators.**



United States Department of Agriculture  
National Agricultural Statistics Service

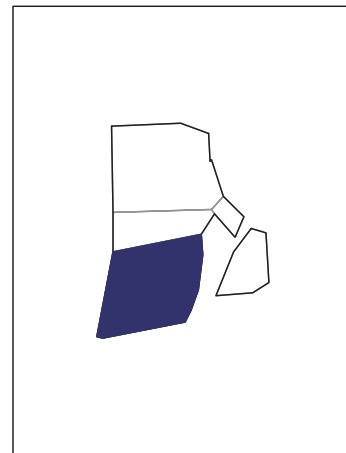
[www.agcensus.usda.gov](http://www.agcensus.usda.gov)



# 2007 CENSUS *OF* AGRICULTURE

Washington County – Rhode Island

Farms with White Operators  
Compared with All Farms



Data are not available at this geographic level for farms with White operators.



United States Department of Agriculture  
National Agricultural Statistics Service

[www.agcensus.usda.gov](http://www.agcensus.usda.gov)

