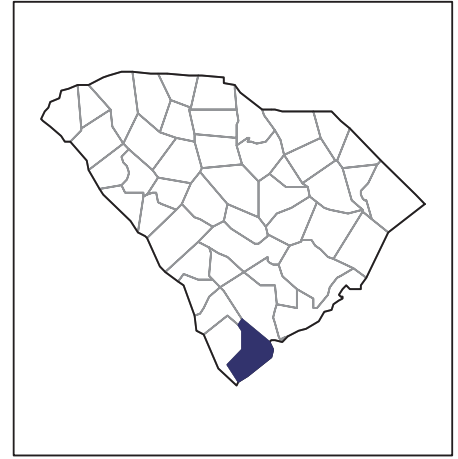


# 2007 CENSUS OF AGRICULTURE



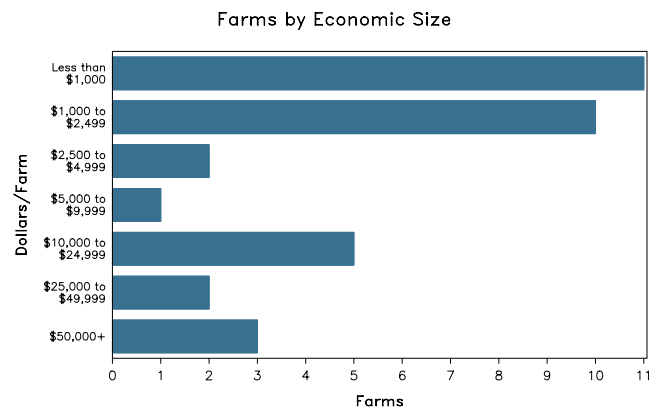
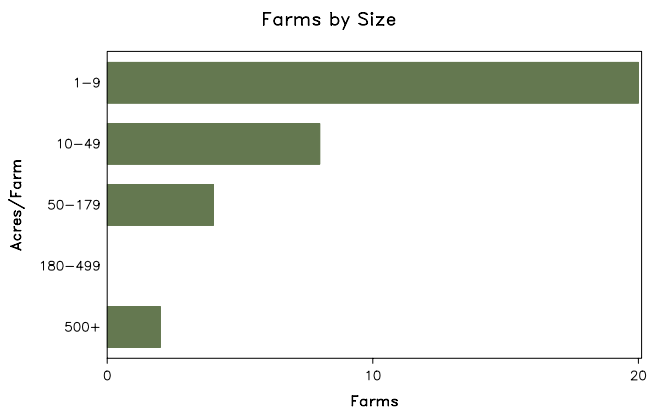
## Beaufort County – South Carolina

### Farms with Women Principal Operators Compared with All Farms

	Women Principal Operators	All Farms
<b>Number of Farms</b>	34	125
<b>Land in Farms</b>	4,917 acres	49,401 acres
<b>Average Size of Farm</b>	145 acres	395 acres
<b>Market Value of Products Sold</b>	\$432,000	\$28,258,000
Crop Sales	\$275,000	\$27,429,000
Livestock Sales	\$156,000	\$830,000
Average Per Farm	\$12,692	\$226,066
<b>Government Payments</b>	-	\$52,000
Average Per Farm Receiving Payments	-	\$3,280

See footnotes on reverse page.

### Farms with Women Principal Operators



# 2007 CENSUS OF AGRICULTURE

## Beaufort County – South Carolina Farms with Women Principal Operators

### Selected Highlights

Item	Farms	Quantity
<b>MARKET VALUE OF AGRICULTURAL PRODUCTS SOLD (\$1,000)</b>		
Total value of agricultural products sold	34	432
Value of crops including nursery and greenhouse	15	275
Value of livestock, poultry, and their products	23	156
<b>VALUE OF SALES BY COMMODITY GROUP (\$1,000)</b>		
Grains, oilseeds, dry beans, and dry peas	1	(D)
Tobacco	-	-
Cotton and cottonseed	-	-
Vegetables, melons, potatoes and sweet potatoes	3	(D)
Fruits, tree nuts, and berries	11	(D)
Nursery, greenhouse, floriculture, and sod	7	256
Cut Christmas trees and short rotation woody crops	-	-
Other crops and hay	1	(D)
Poultry and eggs	14	5
Cattle and calves	-	-
Milk and other dairy products from cows	-	-
Hogs and pigs	6	(D)
Sheep, goats, and their products	6	8
Horses, ponies, mules, burros, and donkeys	7	141
Aquaculture	-	-
Other animals and other animal products	3	(D)
<b>TOP CROP ITEMS (acres)</b>		
Floriculture crops, total	6	95
Corn for grain	1	(D)
Forage - land used for all hay and haylage, grass silage, and greenchop	1	(D)
Vegetables harvested for sale	3	7
Land in berries	6	2
<b>TOP LIVESTOCK INVENTORY ITEMS (number)</b>		
Layers	16	263
Ducks	12	(D)
Horses and ponies	16	185
Goats, all	7	73
Pullets for laying flock replacement	3	71

### Operator Characteristics

Item	Quantity
Primary occupation:	
Farming	13
Other	21
Days worked off farm:	
None	14
Any	20
Years on present farm:	
2 years or less	7
3 to 4 years	9
5 to 9 years	7
10 years or more	11
Age group:	
Under 45 years	9
45 to 64 years	21
65 years and over	4
Average age of principal operator (years)	52.3

### Economic Characteristics

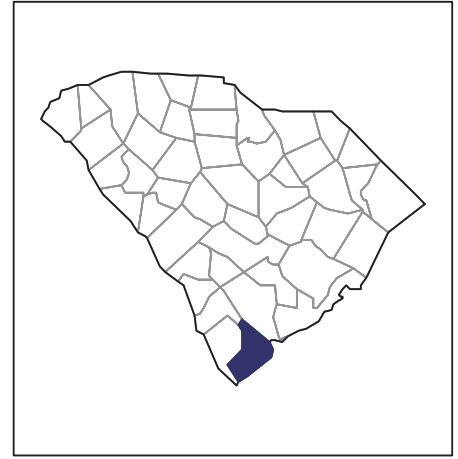
Item	Quantity
Farms by value of sales:	
Less than \$1,000	11
\$1,000 to \$2,499	10
\$2,500 to \$4,999	2
\$5,000 to \$9,999	1
\$10,000 to \$49,999	7
\$50,000 to \$99,999	3
\$100,000 to \$249,999	-
\$250,000 to \$499,999	-
\$500,000 or more	-
Total farm production expenses (\$1,000)	851
Average per farm (\$)	25,035
Net cash farm income of operation (\$1,000)	(D)
Average per farm (\$)	(D)
Value of agricultural products sold directly to individuals for human consumption (\$1,000)	9
Total organic product sales (\$1,000)	-
Total income from farm-related sources, gross before taxes and expenses (\$1,000)	306

See "Census of Agriculture, Volume 1, Geographic Area Series" for complete footnotes, explanations, definitions, and methodology.  
(D) Cannot be disclosed. (Z) Less than half of the unit shown.

# 2007 CENSUS OF AGRICULTURE

## Beaufort County – South Carolina

### Farms with Spanish, Hispanic, or Latino Operators Compared with All Farms



Data are not available at this geographic level for farms with Spanish, Hispanic, or Latino operators.



United States Department of Agriculture  
National Agricultural Statistics Service

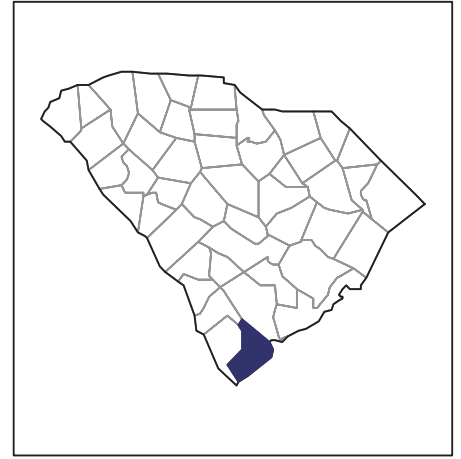
[www.agcensus.usda.gov](http://www.agcensus.usda.gov)



# 2007 CENSUS OF AGRICULTURE

**Beaufort County – South Carolina**

**Farms with American Indian or Alaska Native Operators Compared with All Farms**



**Data are not available at this geographic level for farms with American Indian or Alaska Native operators.**



United States Department of Agriculture  
National Agricultural Statistics Service

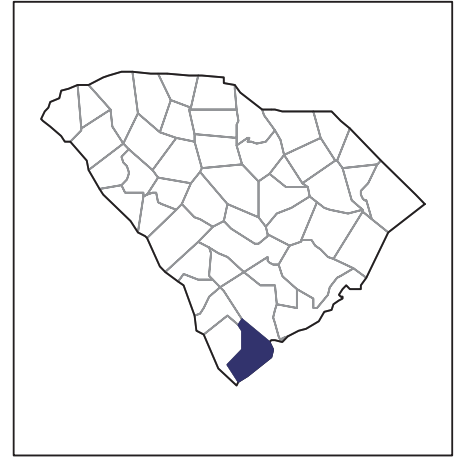
[www.agcensus.usda.gov](http://www.agcensus.usda.gov)



# 2007 CENSUS *OF* AGRICULTURE

**Beaufort County – South Carolina**

**Farms with Asian Operators  
Compared with All Farms**



**Data are not available at this geographic level for farms with Asian operators.**



United States Department of Agriculture  
National Agricultural Statistics Service

[www.agcensus.usda.gov](http://www.agcensus.usda.gov)

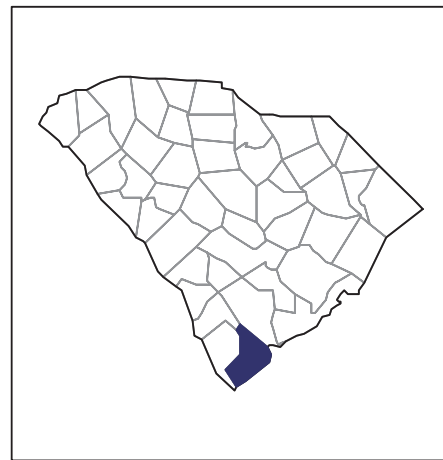




# 2007 CENSUS *OF* AGRICULTURE

**Beaufort County – South Carolina**

**Farms with Black or African American  
Operators Compared with All Farms**



**Data are not available at this geographic level for farms with Black or African American operators.**



United States Department of Agriculture  
National Agricultural Statistics Service

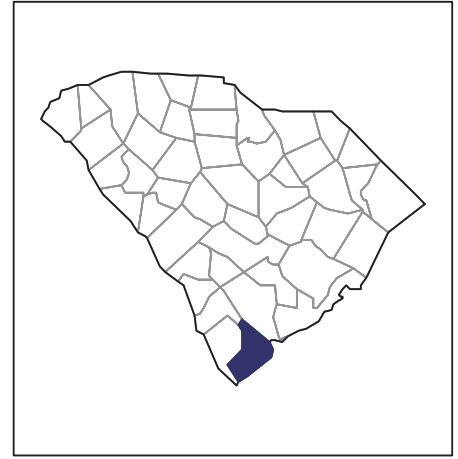
[www.agcensus.usda.gov](http://www.agcensus.usda.gov)



# 2007 CENSUS OF AGRICULTURE

**Beaufort County – South Carolina**

**Farms with Native Hawaiian or Other Pacific Islander Operators Compared with All Farms**



**Data are not available at this geographic level for farms with Native Hawaiian or Other Pacific Islander operators.**



United States Department of Agriculture  
National Agricultural Statistics Service

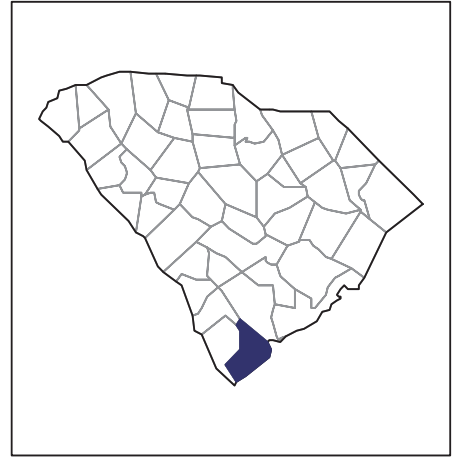
[www.agcensus.usda.gov](http://www.agcensus.usda.gov)



# 2007 CENSUS *OF* AGRICULTURE

**Beaufort County – South Carolina**

**Farms with White Operators  
Compared with All Farms**



**Data are not available at this geographic level for farms with White operators.**



United States Department of Agriculture  
National Agricultural Statistics Service

[www.agcensus.usda.gov](http://www.agcensus.usda.gov)

