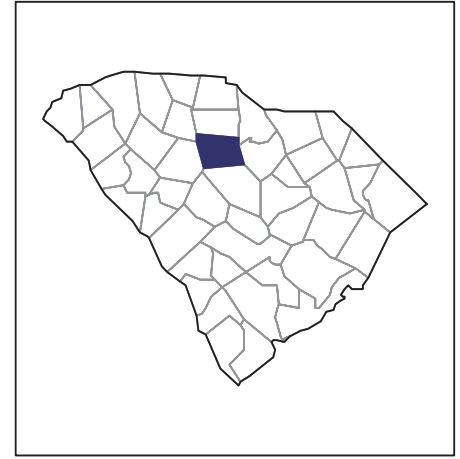


# 2007 CENSUS OF AGRICULTURE



## Fairfield County – South Carolina

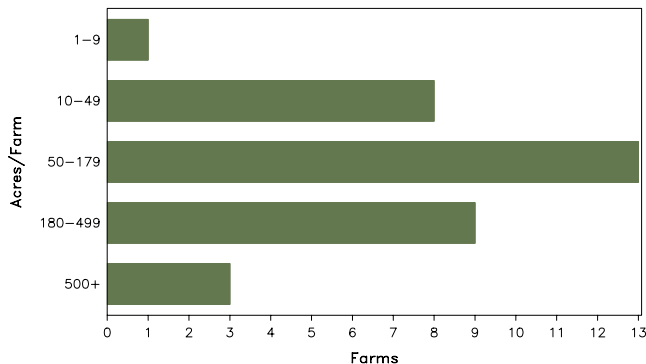
### Farms with Women Principal Operators Compared with All Farms

	Women Principal Operators	All Farms
<b>Number of Farms</b>	34	187
<b>Land in Farms</b>	7,869 acres	51,862 acres
<b>Average Size of Farm</b>	231 acres	277 acres
<b>Market Value of Products Sold</b>	(D)	\$26,838,000
Crop Sales	\$36,000	\$1,505,000
Livestock Sales	(D)	\$25,333,000
Average Per Farm	(D)	\$143,516
<b>Government Payments</b>	\$19,000	\$37,000
Average Per Farm Receiving Payments	\$4,640	\$3,388

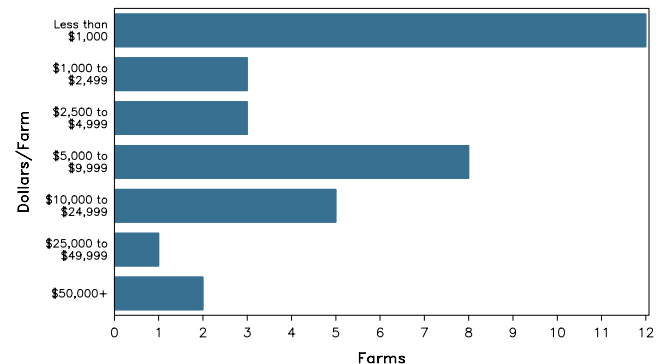
See footnotes on reverse page.

### Farms with Women Principal Operators

Farms by Size



Farms by Economic Size



# 2007 CENSUS OF AGRICULTURE

## Fairfield County – South Carolina Farms with Women Principal Operators

### Selected Highlights

Item	Farms	Quantity
<b>MARKET VALUE OF AGRICULTURAL PRODUCTS SOLD (\$1,000)</b>		
Total value of agricultural products sold	34	(D)
Value of crops including nursery and greenhouse	7	36
Value of livestock, poultry, and their products	20	(D)
<b>VALUE OF SALES BY COMMODITY GROUP (\$1,000)</b>		
Grains, oilseeds, dry beans, and dry peas	-	-
Tobacco	-	-
Cotton and cottonseed	-	-
Vegetables, melons, potatoes and sweet potatoes	-	-
Fruits, tree nuts, and berries	-	-
Nursery, greenhouse, floriculture, and sod	-	-
Cut Christmas trees and short rotation woody crops	1	(D)
Other crops and hay	6	(D)
Poultry and eggs	4	(D)
Cattle and calves	9	74
Milk and other dairy products from cows	-	-
Hogs and pigs	1	(D)
Sheep, goats, and their products	1	(D)
Horses, ponies, mules, burros, and donkeys	7	41
Aquaculture	-	-
Other animals and other animal products	2	(D)
<b>TOP CROP ITEMS (acres)</b>		
Forage - land used for all hay and haylage, grass silage, and greenchop	15	860
Short-rotation woody crops	1	(D)
<b>TOP LIVESTOCK INVENTORY ITEMS (number)</b>		
Turkeys	2	(D)
Cattle and calves	15	663
Horses and ponies	19	133
Layers	3	70
Pullets for laying flock replacement	2	(D)

### Operator Characteristics

Item	Quantity
Primary occupation:	
Farming	11
Other	23
Days worked off farm:	
None	9
Any	25
Years on present farm:	
2 years or less	4
3 to 4 years	-
5 to 9 years	13
10 years or more	17
Age group:	
Under 45 years	15
45 to 64 years	9
65 years and over	10
Average age of principal operator (years)	56.1

### Economic Characteristics

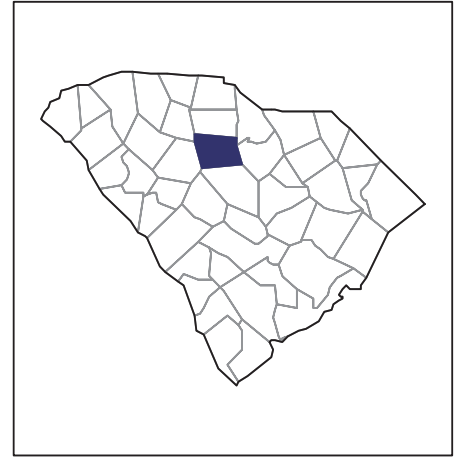
Item	Quantity
Farms by value of sales:	
Less than \$1,000	12
\$1,000 to \$2,499	3
\$2,500 to \$4,999	3
\$5,000 to \$9,999	10
\$10,000 to \$49,999	4
\$50,000 to \$99,999	-
\$100,000 to \$249,999	-
\$250,000 to \$499,999	-
\$500,000 or more	2
Total farm production expenses (\$1,000)	5,925
Average per farm (\$)	174,258
Net cash farm income of operation (\$1,000)	272
Average per farm (\$)	8,010
Value of agricultural products sold directly to individuals for human consumption (\$1,000)	(D)
Total organic product sales (\$1,000)	-
Total income from farm-related sources, gross before taxes and expenses (\$1,000)	111

See "Census of Agriculture, Volume 1, Geographic Area Series" for complete footnotes, explanations, definitions, and methodology.  
(D) Cannot be disclosed. (Z) Less than half of the unit shown.

# 2007 CENSUS *OF* AGRICULTURE

**Fairfield County – South Carolina**

**Farms with Spanish, Hispanic, or  
Latino Operators Compared with  
All Farms**



**Data are not available at this geographic level for farms with Spanish, Hispanic, or Latino operators.**



United States Department of Agriculture  
National Agricultural Statistics Service

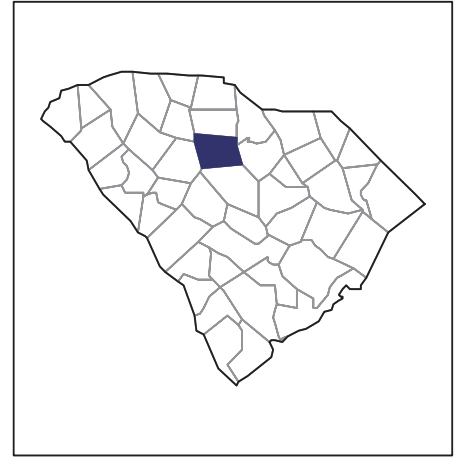
[www.agcensus.usda.gov](http://www.agcensus.usda.gov)



# 2007 CENSUS OF AGRICULTURE

**Fairfield County – South Carolina**

**Farms with American Indian or Alaska Native Operators Compared with All Farms**



**Data are not available at this geographic level for farms with American Indian or Alaska Native operators.**



United States Department of Agriculture  
National Agricultural Statistics Service

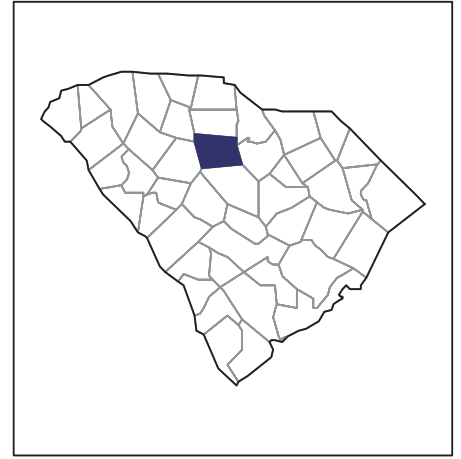
[www.agcensus.usda.gov](http://www.agcensus.usda.gov)



# 2007 CENSUS OF AGRICULTURE

**Fairfield County – South Carolina**

**Farms with Asian Operators  
Compared with All Farms**



**Data are not available at this geographic level for farms with Asian operators.**



United States Department of Agriculture  
National Agricultural Statistics Service

[www.agcensus.usda.gov](http://www.agcensus.usda.gov)

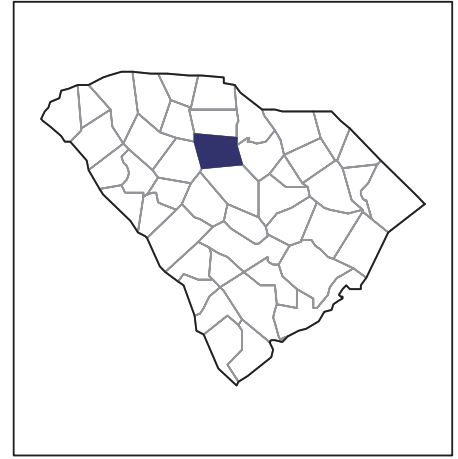




# 2007 CENSUS OF AGRICULTURE

**Fairfield County – South Carolina**

**Farms with Black or African American Operators Compared with All Farms**



Data are not available at this geographic level for farms with Black or African American operators.



United States Department of Agriculture  
National Agricultural Statistics Service

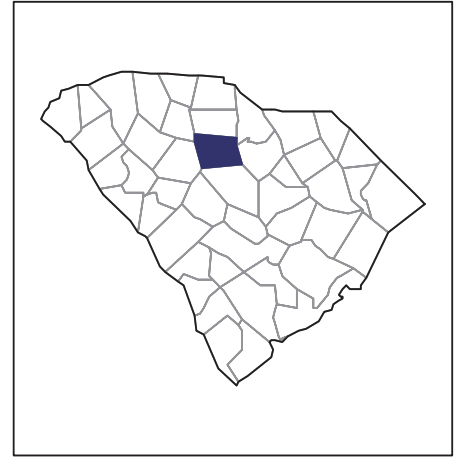
[www.agcensus.usda.gov](http://www.agcensus.usda.gov)



# 2007 CENSUS *OF* AGRICULTURE

**Fairfield County – South Carolina**

**Farms with Native Hawaiian or Other  
Pacific Islander Operators Compared  
with All Farms**



**Data are not available at this geographic level for farms with Native Hawaiian or Other Pacific Islander operators.**



United States Department of Agriculture  
National Agricultural Statistics Service

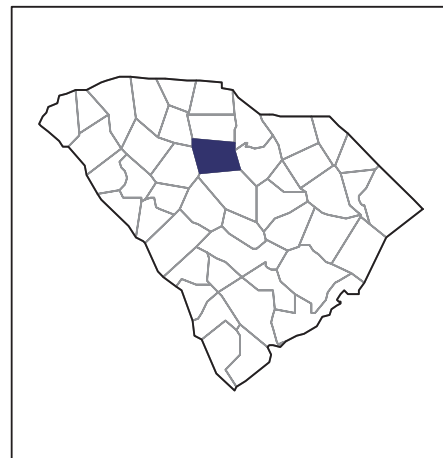
[www.agcensus.usda.gov](http://www.agcensus.usda.gov)



# 2007 CENSUS *OF* AGRICULTURE

**Fairfield County – South Carolina**

**Farms with White Operators  
Compared with All Farms**



**Data are not available at this geographic level for farms with White operators.**



United States Department of Agriculture  
National Agricultural Statistics Service

[www.agcensus.usda.gov](http://www.agcensus.usda.gov)

