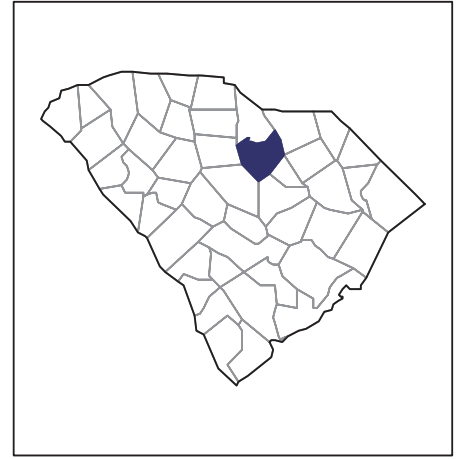


# 2007 CENSUS OF AGRICULTURE



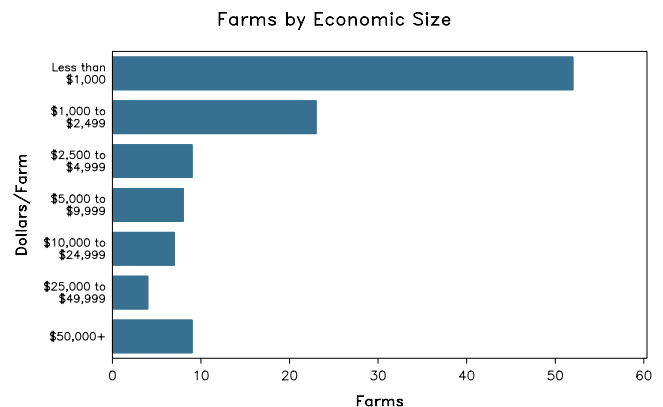
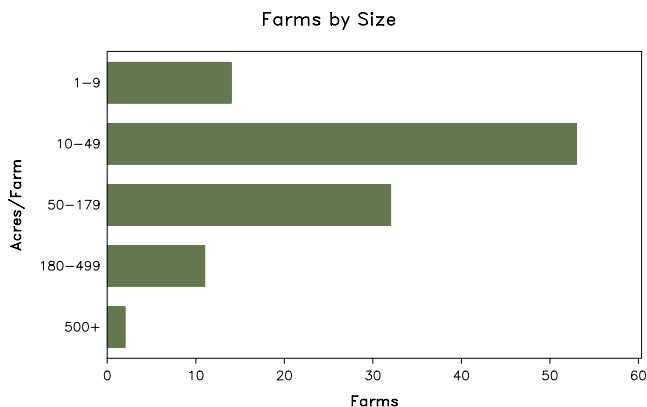
## Kershaw County – South Carolina

### Farms with Women Principal Operators Compared with All Farms

	Women Principal Operators	All Farms
<b>Number of Farms</b>	112	499
<b>Land in Farms</b>	15,281 acres	85,527 acres
<b>Average Size of Farm</b>	136 acres	171 acres
<b>Market Value of Products Sold</b>	\$16,005,000	\$169,475,000
Crop Sales	\$177,000	\$4,722,000
Livestock Sales	\$15,828,000	\$164,753,000
Average Per Farm	\$142,903	\$339,629
<b>Government Payments</b>	\$136,000	\$681,000
Average Per Farm Receiving Payments	\$3,770	\$4,864

See footnotes on reverse page.

### Farms with Women Principal Operators



# 2007 CENSUS OF AGRICULTURE

## Kershaw County – South Carolina Farms with Women Principal Operators

### Selected Highlights

Item	Farms	Quantity
<b>MARKET VALUE OF AGRICULTURAL PRODUCTS SOLD (\$1,000)</b>		
Total value of agricultural products sold	112	16,005
Value of crops including nursery and greenhouse	13	177
Value of livestock, poultry, and their products	37	15,828
<b>VALUE OF SALES BY COMMODITY GROUP (\$1,000)</b>		
Grains, oilseeds, dry beans, and dry peas	-	-
Tobacco	-	-
Cotton and cottonseed	-	-
Vegetables, melons, potatoes and sweet potatoes	4	(D)
Fruits, tree nuts, and berries	-	-
Nursery, greenhouse, floriculture, and sod	3	9
Cut Christmas trees and short rotation woody crops	4	(D)
Other crops and hay	5	(D)
Poultry and eggs	14	(D)
Cattle and calves	7	(D)
Milk and other dairy products from cows	-	-
Hogs and pigs	5	1
Sheep, goats, and their products	8	3
Horses, ponies, mules, burros, and donkeys	16	565
Aquaculture	-	-
Other animals and other animal products	6	(D)
<b>TOP CROP ITEMS (acres)</b>		
Short-rotation woody crops	2	(D)
Forage - land used for all hay and haylage, grass silage, and greenchop	13	479
Cut Christmas trees	3	12
Vegetable transplants	1	(D)
Peanuts for nuts	3	(D)
<b>TOP LIVESTOCK INVENTORY ITEMS (number)</b>		
Turkeys	5	297,492
Broilers and other meat-type chickens	2	(D)
Layers	11	1,169
Horses and ponies	55	581
Cattle and calves	18	233

### Operator Characteristics

Item	Quantity
Primary occupation:	
Farming	45
Other	67
Days worked off farm:	
None	46
Any	66
Years on present farm:	
2 years or less	9
3 to 4 years	17
5 to 9 years	27
10 years or more	59
Age group:	
Under 45 years	22
45 to 64 years	66
65 years and over	24
Average age of principal operator (years)	53.2

### Economic Characteristics

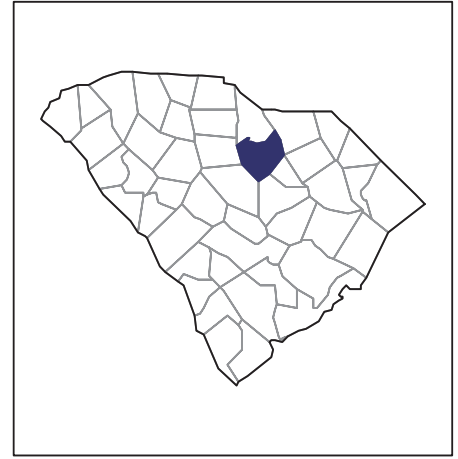
Item	Quantity
Farms by value of sales:	
Less than \$1,000	75
\$1,000 to \$2,499	13
\$2,500 to \$4,999	5
\$5,000 to \$9,999	1
\$10,000 to \$49,999	9
\$50,000 to \$99,999	-
\$100,000 to \$249,999	3
\$250,000 to \$499,999	-
\$500,000 or more	6
Total farm production expenses (\$1,000)	13,463
Average per farm (\$)	120,201
Net cash farm income of operation (\$1,000)	3,496
Average per farm (\$)	31,218
Value of agricultural products sold directly to individuals for human consumption (\$1,000)	(D)
Total organic product sales (\$1,000)	(D)
Total income from farm-related sources, gross before taxes and expenses (\$1,000)	818

See "Census of Agriculture, Volume 1, Geographic Area Series" for complete footnotes, explanations, definitions, and methodology.  
(D) Cannot be disclosed. (Z) Less than half of the unit shown.

# 2007 CENSUS *OF* AGRICULTURE

**Kershaw County – South Carolina**

**Farms with Spanish, Hispanic, or  
Latino Operators Compared with  
All Farms**



**Data are not available at this geographic level for farms with Spanish, Hispanic, or Latino operators.**



United States Department of Agriculture  
National Agricultural Statistics Service

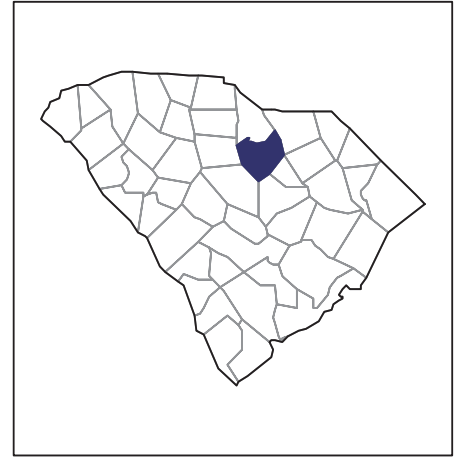
[www.agcensus.usda.gov](http://www.agcensus.usda.gov)



# 2007 CENSUS OF AGRICULTURE

**Kershaw County – South Carolina**

**Farms with American Indian or Alaska Native Operators Compared with All Farms**



**Data are not available at this geographic level for farms with American Indian or Alaska Native operators.**



United States Department of Agriculture  
National Agricultural Statistics Service

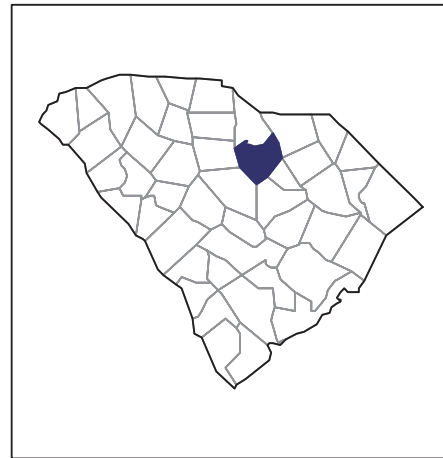
[www.agcensus.usda.gov](http://www.agcensus.usda.gov)



# 2007 CENSUS OF AGRICULTURE

**Kershaw County – South Carolina**

**Farms with Asian Operators  
Compared with All Farms**



**Data are not available at this geographic level for farms with Asian operators.**



United States Department of Agriculture  
National Agricultural Statistics Service

[www.agcensus.usda.gov](http://www.agcensus.usda.gov)

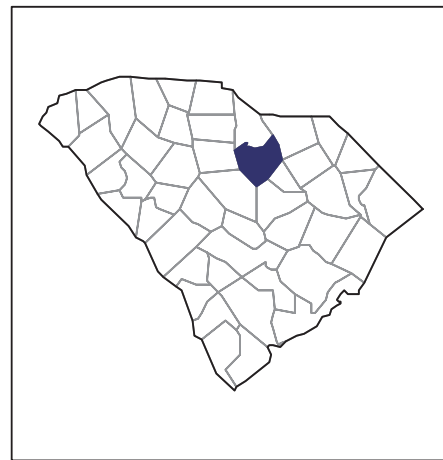




# 2007 CENSUS *OF* AGRICULTURE

**Kershaw County – South Carolina**

**Farms with Black or African American  
Operators Compared with All Farms**



**Data are not available at this geographic level for farms with Black or African American operators.**



United States Department of Agriculture  
National Agricultural Statistics Service

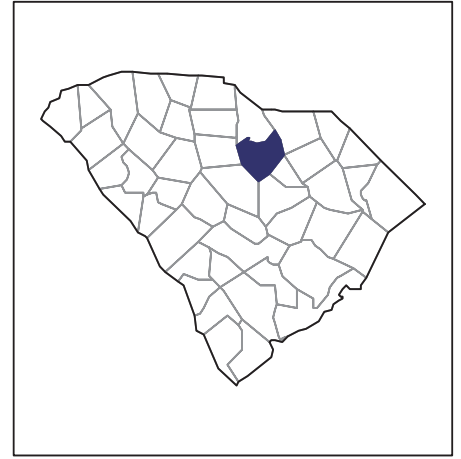
[www.agcensus.usda.gov](http://www.agcensus.usda.gov)



# 2007 CENSUS *OF* AGRICULTURE

**Kershaw County – South Carolina**

**Farms with Native Hawaiian or Other  
Pacific Islander Operators Compared  
with All Farms**



**Data are not available at this geographic level for farms with Native Hawaiian or Other Pacific Islander operators.**



United States Department of Agriculture  
National Agricultural Statistics Service

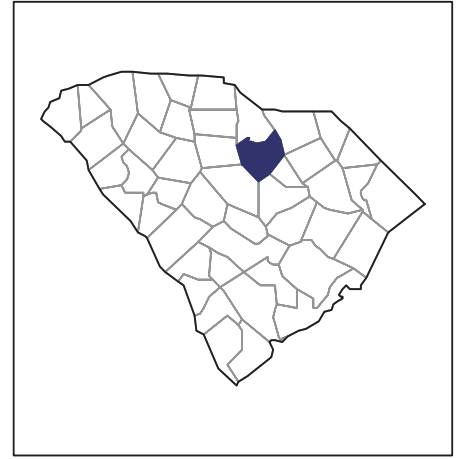
[www.agcensus.usda.gov](http://www.agcensus.usda.gov)



# 2007 CENSUS *OF* AGRICULTURE

**Kershaw County – South Carolina**

**Farms with White Operators  
Compared with All Farms**



**Data are not available at this geographic level for farms with White operators.**



United States Department of Agriculture  
National Agricultural Statistics Service

[www.agcensus.usda.gov](http://www.agcensus.usda.gov)

