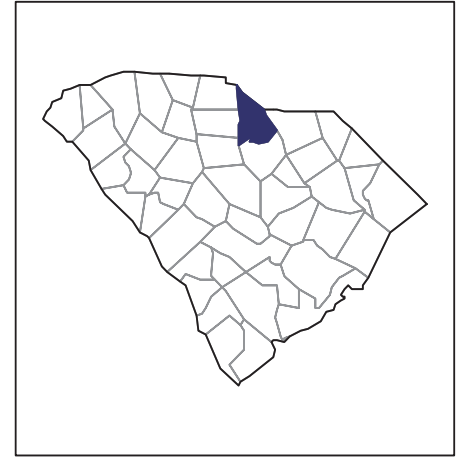


2007 CENSUS OF AGRICULTURE



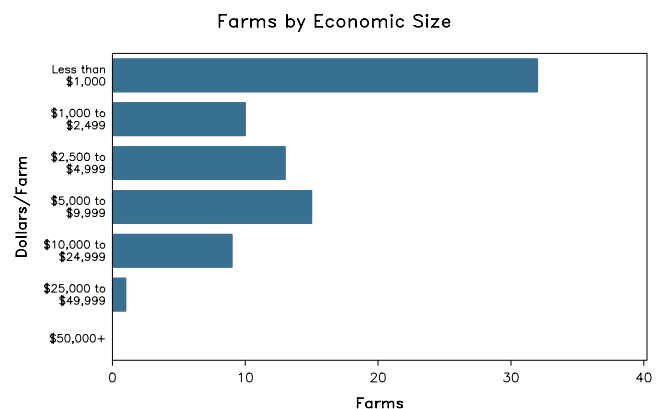
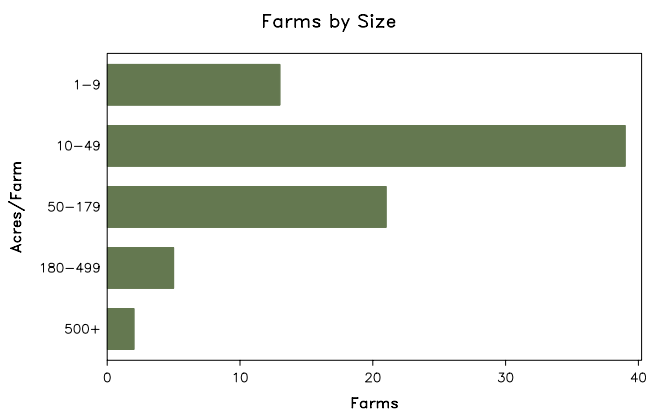
Lancaster County – South Carolina

Farms with Women Principal Operators Compared with All Farms

	Women Principal Operators	All Farms
Number of Farms	80	573
Land in Farms	5,732 acres	65,210 acres
Average Size of Farm	72 acres	114 acres
Market Value of Products Sold	\$297,000	\$67,714,000
Crop Sales	\$76,000	\$2,022,000
Livestock Sales	\$222,000	\$65,692,000
Average Per Farm	\$3,718	\$118,174
Government Payments	\$61,000	\$284,000
Average Per Farm Receiving Payments	\$2,918	\$3,299

See footnotes on reverse page.

Farms with Women Principal Operators



2007 CENSUS OF AGRICULTURE

Lancaster County – South Carolina Farms with Women Principal Operators

Selected Highlights

Item	Farms	Quantity
MARKET VALUE OF AGRICULTURAL PRODUCTS SOLD (\$1,000)		
Total value of agricultural products sold	80	297
Value of crops including nursery and greenhouse	18	76
Value of livestock, poultry, and their products	37	222
VALUE OF SALES BY COMMODITY GROUP (\$1,000)		
Grains, oilseeds, dry beans, and dry peas	1	(D)
Tobacco	-	-
Cotton and cottonseed	-	-
Vegetables, melons, potatoes and sweet potatoes	5	(D)
Fruits, tree nuts, and berries	-	-
Nursery, greenhouse, floriculture, and sod	1	(D)
Cut Christmas trees and short rotation woody crops	-	-
Other crops and hay	12	47
Poultry and eggs	3	(D)
Cattle and calves	21	113
Milk and other dairy products from cows	-	-
Hogs and pigs	1	(D)
Sheep, goats, and their products	9	6
Horses, ponies, mules, burros, and donkeys	10	99
Aquaculture	-	-
Other animals and other animal products	3	2
TOP CROP ITEMS (acres)		
Forage - land used for all hay and haylage, grass silage, and greenchop	23	580
Short-rotation woody crops	5	150
Soybeans for beans	1	(D)
Vegetables harvested for sale	5	5
Sweet corn	3	(D)
TOP LIVESTOCK INVENTORY ITEMS (number)		
Cattle and calves	26	642
Horses and ponies	28	373
Goats, all	14	246
Layers	3	60
Rabbits and their pelts	5	(D)

Operator Characteristics

Item	Quantity
Primary occupation:	
Farming	26
Other	54
Days worked off farm:	
None	41
Any	39
Years on present farm:	
2 years or less	5
3 to 4 years	10
5 to 9 years	19
10 years or more	46
Age group:	
Under 45 years	19
45 to 64 years	34
65 years and over	27
Average age of principal operator (years)	58.7

Economic Characteristics

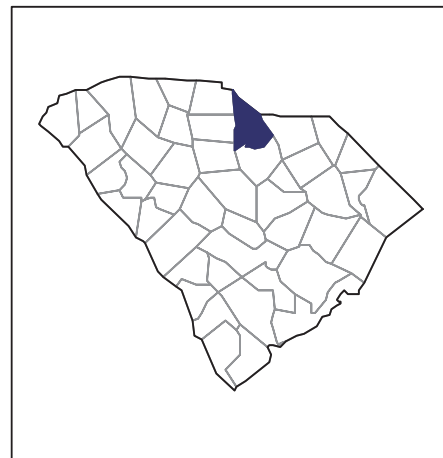
Item	Quantity
Farms by value of sales:	
Less than \$1,000	40
\$1,000 to \$2,499	9
\$2,500 to \$4,999	10
\$5,000 to \$9,999	13
\$10,000 to \$49,999	8
\$50,000 to \$99,999	-
\$100,000 to \$249,999	-
\$250,000 to \$499,999	-
\$500,000 or more	-
Total farm production expenses (\$1,000)	875
Average per farm (\$)	10,944
Net cash farm income of operation (\$1,000)	-449
Average per farm (\$)	-5,612
Value of agricultural products sold directly to individuals for human consumption (\$1,000)	(D)
Total organic product sales (\$1,000)	-
Total income from farm-related sources, gross before taxes and expenses (\$1,000)	68

See "Census of Agriculture, Volume 1, Geographic Area Series" for complete footnotes, explanations, definitions, and methodology.
(D) Cannot be disclosed. (Z) Less than half of the unit shown.

2007 CENSUS OF AGRICULTURE

Lancaster County – South Carolina

Farms with Spanish, Hispanic, or Latino Operators Compared with All Farms



Data are not available at this geographic level for farms with Spanish, Hispanic, or Latino operators.



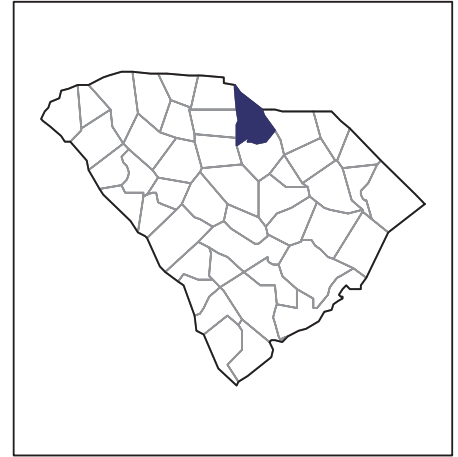
United States Department of Agriculture
National Agricultural Statistics Service

www.agcensus.usda.gov

2007 CENSUS OF AGRICULTURE

Lancaster County – South Carolina

Farms with American Indian or Alaska Native Operators Compared with All Farms



Data are not available at this geographic level for farms with American Indian or Alaska Native operators.



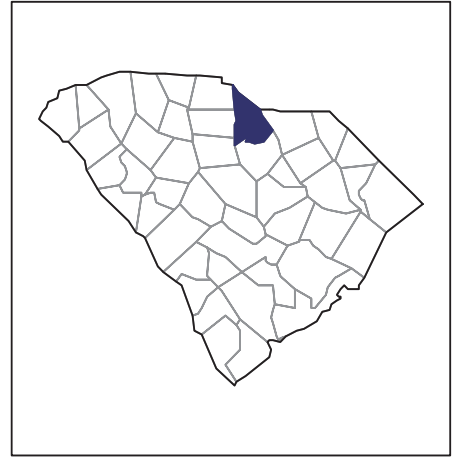
United States Department of Agriculture
National Agricultural Statistics Service

www.agcensus.usda.gov

2007 CENSUS OF AGRICULTURE

Lancaster County – South Carolina

Farms with Asian Operators
Compared with All Farms



Data are not available at this geographic level for farms with Asian operators.



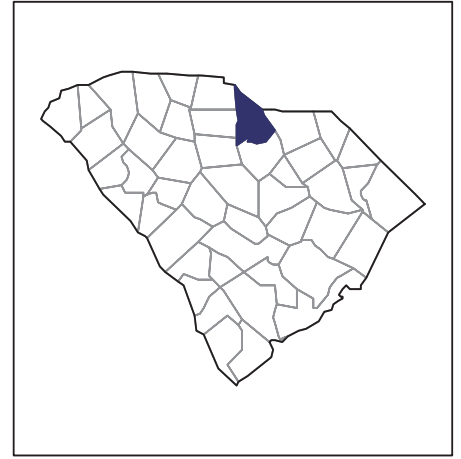
United States Department of Agriculture
National Agricultural Statistics Service

www.agcensus.usda.gov

2007 CENSUS OF AGRICULTURE

Lancaster County – South Carolina

Farms with Black or African American Operators Compared with All Farms



Data are not available at this geographic level for farms with Black or African American operators.



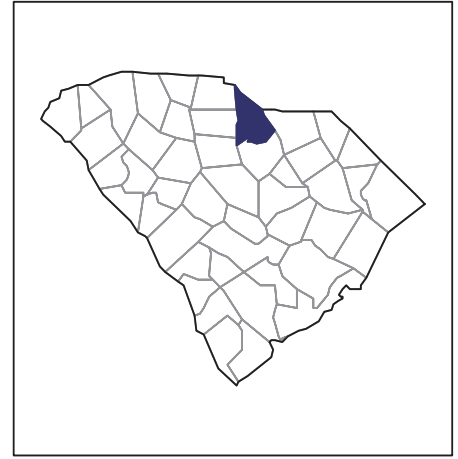
United States Department of Agriculture
National Agricultural Statistics Service

www.agcensus.usda.gov

2007 CENSUS OF AGRICULTURE

Lancaster County – South Carolina

Farms with Native Hawaiian or Other Pacific Islander Operators Compared with All Farms



Data are not available at this geographic level for farms with Native Hawaiian or Other Pacific Islander operators.



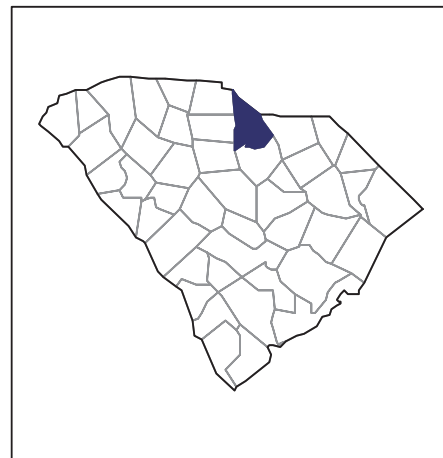
United States Department of Agriculture
National Agricultural Statistics Service

www.agcensus.usda.gov

2007 CENSUS *OF* AGRICULTURE

Lancaster County – South Carolina

**Farms with White Operators
Compared with All Farms**



Data are not available at this geographic level for farms with White operators.



United States Department of Agriculture
National Agricultural Statistics Service

www.agcensus.usda.gov

