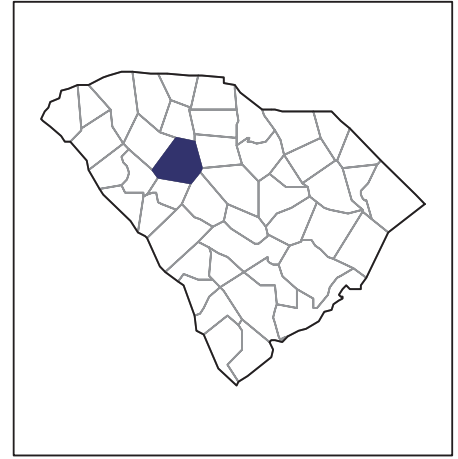


2007 CENSUS OF AGRICULTURE

Newberry County – South Carolina

Farms with Women Principal Operators Compared with All Farms

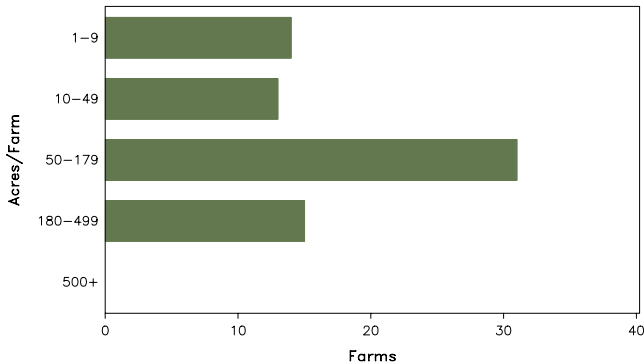


	Women Principal Operators	All Farms
Number of Farms	73	614
Land in Farms	7,478 acres	100,796 acres
Average Size of Farm	102 acres	164 acres
Market Value of Products Sold	\$3,160,000	\$99,467,000
Crop Sales	\$822,000	\$3,635,000
Livestock Sales	\$2,338,000	\$95,833,000
Average Per Farm	\$43,293	\$161,999
Government Payments	\$31,000	\$607,000
Average Per Farm Receiving Payments	\$1,620	\$4,596

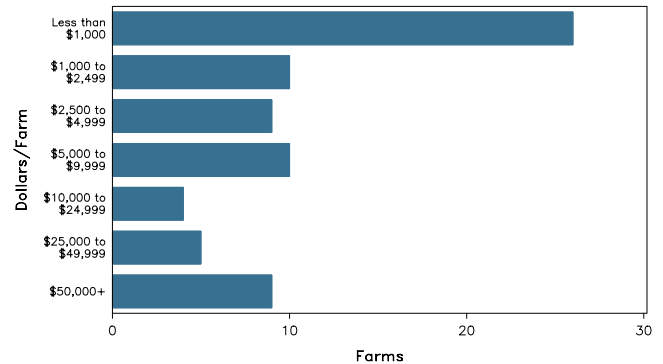
See footnotes on reverse page.

Farms with Women Principal Operators

Farms by Size



Farms by Economic Size



2007 CENSUS OF AGRICULTURE

Newberry County – South Carolina Farms with Women Principal Operators

Selected Highlights

Item	Farms	Quantity
MARKET VALUE OF AGRICULTURAL PRODUCTS SOLD (\$1,000)		
Total value of agricultural products sold	73	3,160
Value of crops including nursery and greenhouse	15	822
Value of livestock, poultry, and their products	43	2,338
VALUE OF SALES BY COMMODITY GROUP (\$1,000)		
Grains, oilseeds, dry beans, and dry peas	1	(D)
Tobacco	-	-
Cotton and cottonseed	-	-
Vegetables, melons, potatoes and sweet potatoes	1	(D)
Fruits, tree nuts, and berries	1	(D)
Nursery, greenhouse, floriculture, and sod	7	(D)
Cut Christmas trees and short rotation woody crops	-	-
Other crops and hay	6	(D)
Poultry and eggs	7	(D)
Cattle and calves	25	(D)
Milk and other dairy products from cows	1	(D)
Hogs and pigs	2	(D)
Sheep, goats, and their products	11	8
Horses, ponies, mules, burros, and donkeys	6	22
Aquaculture	6	1
Other animals and other animal products	4	2
TOP CROP ITEMS (acres)		
Forage - land used for all hay and haylage, grass silage, and greenchop	31	959
Corn for silage or greenchop	1	(D)
Sorghum for silage or greenchop	1	(D)
Short-rotation woody crops	1	(D)
Oats for grain	1	(D)
TOP LIVESTOCK INVENTORY ITEMS (number)		
Broilers and other meat-type chickens	1	(D)
Cattle and calves	26	1,235
Goats, all	15	236
Horses and ponies	22	219
Layers	9	98

Operator Characteristics

Item	Quantity
Primary occupation:	
Farming	34
Other	39
Days worked off farm:	
None	23
Any	50
Years on present farm:	
2 years or less	1
3 to 4 years	3
5 to 9 years	17
10 years or more	52
Age group:	
Under 45 years	9
45 to 64 years	39
65 years and over	25
Average age of principal operator (years)	60.7

Economic Characteristics

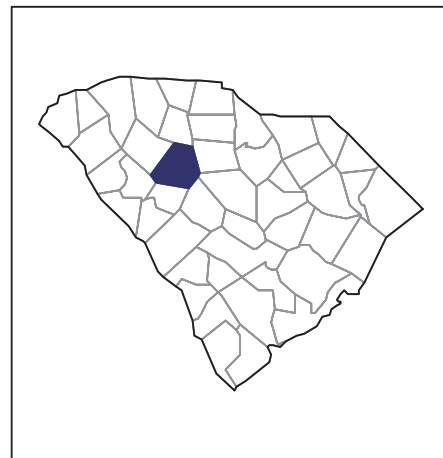
Item	Quantity
Farms by value of sales:	
Less than \$1,000	31
\$1,000 to \$2,499	12
\$2,500 to \$4,999	2
\$5,000 to \$9,999	12
\$10,000 to \$49,999	7
\$50,000 to \$99,999	1
\$100,000 to \$249,999	6
\$250,000 to \$499,999	1
\$500,000 or more	1
Total farm production expenses (\$1,000)	2,977
Average per farm (\$)	40,785
Net cash farm income of operation (\$1,000)	290
Average per farm (\$)	3,970
Value of agricultural products sold directly to individuals for human consumption (\$1,000)	7
Total organic product sales (\$1,000)	(D)
Total income from farm-related sources, gross before taxes and expenses (\$1,000)	76

See "Census of Agriculture, Volume 1, Geographic Area Series" for complete footnotes, explanations, definitions, and methodology.
(D) Cannot be disclosed. (Z) Less than half of the unit shown.

2007 CENSUS *OF* AGRICULTURE

Newberry County – South Carolina

Farms with Spanish, Hispanic, or Latino Operators Compared with All Farms



Data are not available at this geographic level for farms with Spanish, Hispanic, or Latino operators.



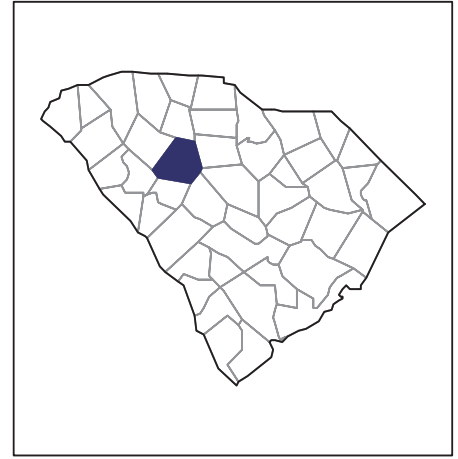
United States Department of Agriculture
National Agricultural Statistics Service

www.agcensus.usda.gov

2007 CENSUS OF AGRICULTURE

Newberry County – South Carolina

Farms with American Indian or Alaska Native Operators Compared with All Farms



Data are not available at this geographic level for farms with American Indian or Alaska Native operators.



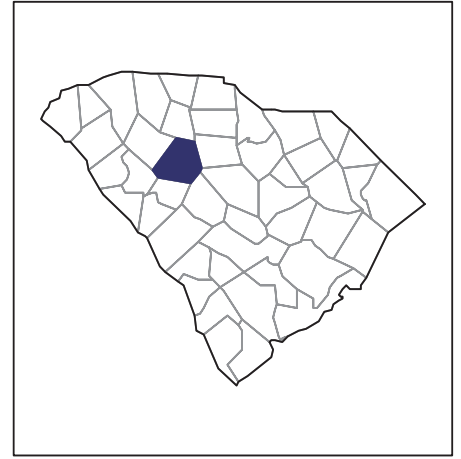
United States Department of Agriculture
National Agricultural Statistics Service

www.agcensus.usda.gov

2007 CENSUS *OF* AGRICULTURE

Newberry County – South Carolina

**Farms with Asian Operators
Compared with All Farms**



Data are not available at this geographic level for farms with Asian operators.



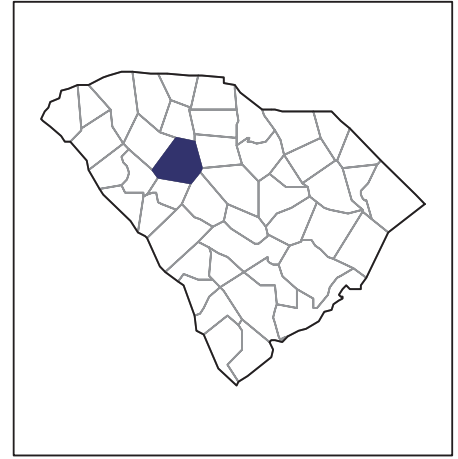
United States Department of Agriculture
National Agricultural Statistics Service

www.agcensus.usda.gov

2007 CENSUS OF AGRICULTURE

Newberry County – South Carolina

Farms with Black or African American Operators Compared with All Farms



Data are not available at this geographic level for farms with Black or African American operators.



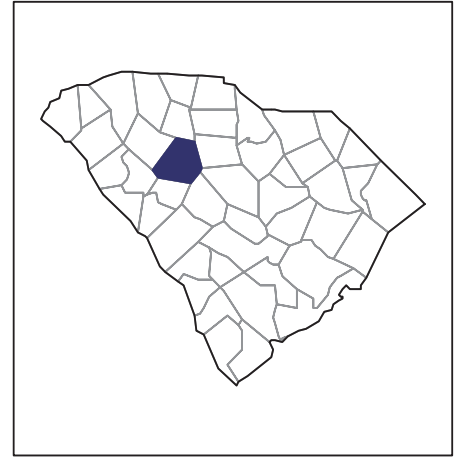
United States Department of Agriculture
National Agricultural Statistics Service

www.agcensus.usda.gov

2007 CENSUS *OF* AGRICULTURE

Newberry County – South Carolina

**Farms with Native Hawaiian or Other
Pacific Islander Operators Compared
with All Farms**



Data are not available at this geographic level for farms with Native Hawaiian or Other Pacific Islander operators.



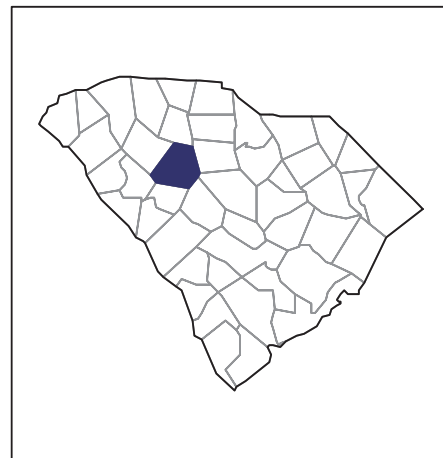
United States Department of Agriculture
National Agricultural Statistics Service

www.agcensus.usda.gov

2007 CENSUS *OF* AGRICULTURE

Newberry County – South Carolina

**Farms with White Operators
Compared with All Farms**



Data are not available at this geographic level for farms with White operators.



United States Department of Agriculture
National Agricultural Statistics Service

www.agcensus.usda.gov

