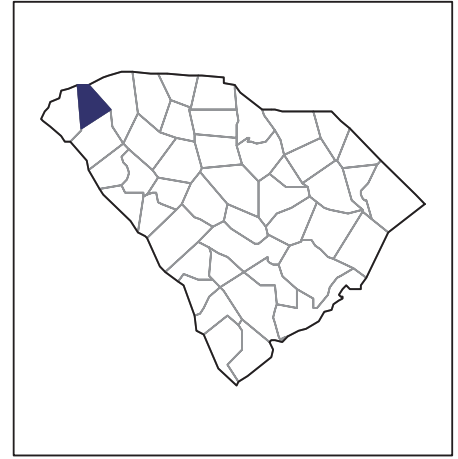


2007 CENSUS OF AGRICULTURE



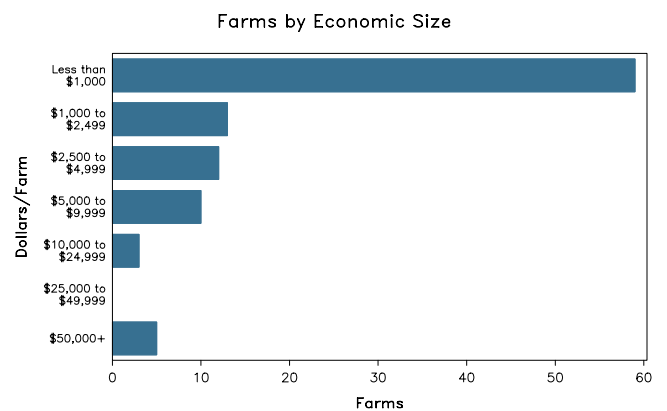
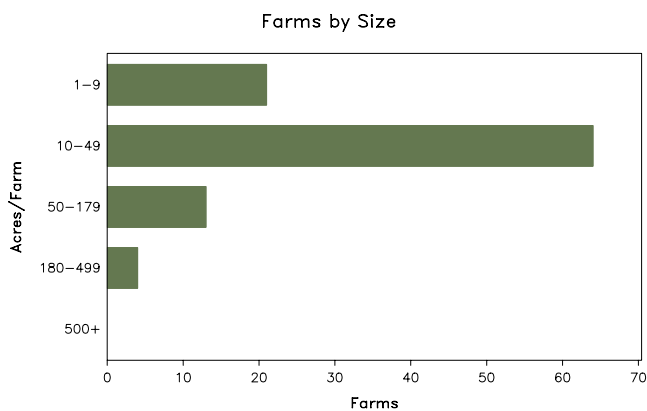
Pickens County – South Carolina

Farms with Women Principal Operators Compared with All Farms

	Women Principal Operators	All Farms
Number of Farms	102	829
Land in Farms	4,097 acres	51,264 acres
Average Size of Farm	40 acres	62 acres
Market Value of Products Sold	\$545,000	\$8,247,000
Crop Sales	\$354,000	(D)
Livestock Sales	\$191,000	(D)
Average Per Farm	\$5,347	\$9,948
Government Payments	(D)	\$152,000
Average Per Farm Receiving Payments	(D)	\$3,386

See footnotes on reverse page.

Farms with Women Principal Operators



2007 CENSUS OF AGRICULTURE

Pickens County – South Carolina Farms with Women Principal Operators

Selected Highlights

Item	Farms	Quantity
MARKET VALUE OF AGRICULTURAL PRODUCTS SOLD (\$1,000)		
Total value of agricultural products sold	102	545
Value of crops including nursery and greenhouse	30	354
Value of livestock, poultry, and their products	42	191
VALUE OF SALES BY COMMODITY GROUP (\$1,000)		
Grains, oilseeds, dry beans, and dry peas	3	2
Tobacco	-	-
Cotton and cottonseed	-	-
Vegetables, melons, potatoes and sweet potatoes	7	(D)
Fruits, tree nuts, and berries	7	146
Nursery, greenhouse, floriculture, and sod	5	(D)
Cut Christmas trees and short rotation woody crops	3	13
Other crops and hay	15	25
Poultry and eggs	19	10
Cattle and calves	13	(D)
Milk and other dairy products from cows	2	(D)
Hogs and pigs	-	-
Sheep, goats, and their products	11	7
Horses, ponies, mules, burros, and donkeys	7	68
Aquaculture	-	-
Other animals and other animal products	7	(D)
TOP CROP ITEMS (acres)		
Forage - land used for all hay and haylage, grass silage, and greenchop	24	551
Short-rotation woody crops	7	378
Land in berries	7	(D)
Cut Christmas trees	3	21
Pecans, all	1	(D)
TOP LIVESTOCK INVENTORY ITEMS (number)		
Layers	17	685
Cattle and calves	21	622
Pullets for laying flock replacement	4	270
Horses and ponies	37	229
Goats, all	22	218

Operator Characteristics

Item	Quantity
Primary occupation:	
Farming	35
Other	67
Days worked off farm:	
None	37
Any	65
Years on present farm:	
2 years or less	7
3 to 4 years	2
5 to 9 years	26
10 years or more	67
Age group:	
Under 45 years	9
45 to 64 years	61
65 years and over	32
Average age of principal operator (years)	59.3

Economic Characteristics

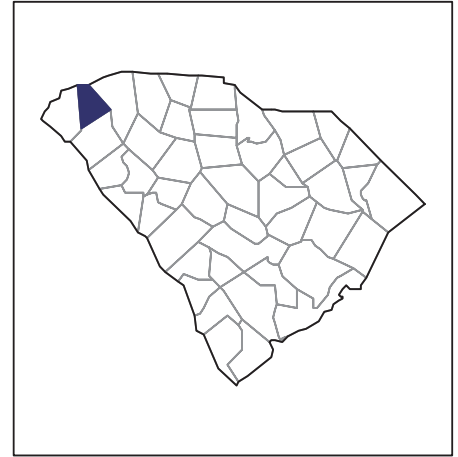
Item	Quantity
Farms by value of sales:	
Less than \$1,000	59
\$1,000 to \$2,499	13
\$2,500 to \$4,999	12
\$5,000 to \$9,999	10
\$10,000 to \$49,999	4
\$50,000 to \$99,999	2
\$100,000 to \$249,999	2
\$250,000 to \$499,999	-
\$500,000 or more	-
Total farm production expenses (\$1,000)	1,472
Average per farm (\$)	14,433
Net cash farm income of operation (\$1,000)	-847
Average per farm (\$)	-8,303
Value of agricultural products sold directly to individuals for human consumption (\$1,000)	(D)
Total organic product sales (\$1,000)	(D)
Total income from farm-related sources, gross before taxes and expenses (\$1,000)	64

See "Census of Agriculture, Volume 1, Geographic Area Series" for complete footnotes, explanations, definitions, and methodology.
(D) Cannot be disclosed. (Z) Less than half of the unit shown.

2007 CENSUS OF AGRICULTURE

Pickens County – South Carolina

Farms with Spanish, Hispanic, or Latino Operators Compared with All Farms



Data are not available at this geographic level for farms with Spanish, Hispanic, or Latino operators.



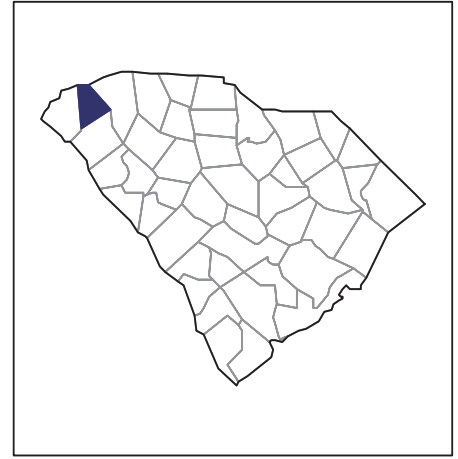
United States Department of Agriculture
National Agricultural Statistics Service

www.agcensus.usda.gov

2007 CENSUS OF AGRICULTURE

Pickens County – South Carolina

Farms with American Indian or Alaska Native Operators Compared with All Farms



Data are not available at this geographic level for farms with American Indian or Alaska Native operators.



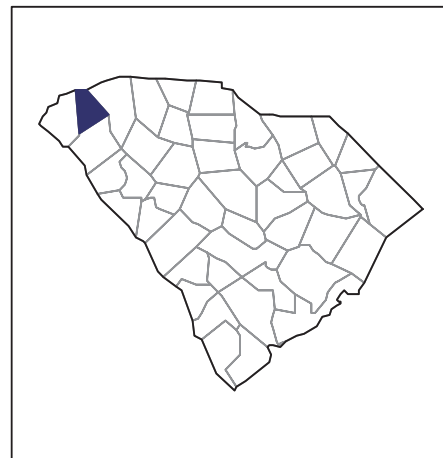
United States Department of Agriculture
National Agricultural Statistics Service

www.agcensus.usda.gov

2007 CENSUS *OF* AGRICULTURE

Pickens County – South Carolina

Farms with Asian Operators
Compared with All Farms



Data are not available at this geographic level for farms with Asian operators.



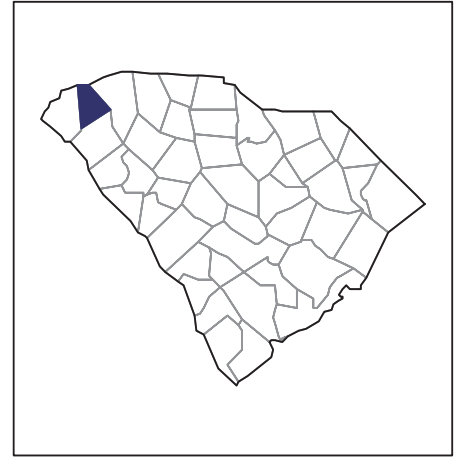
United States Department of Agriculture
National Agricultural Statistics Service

www.agcensus.usda.gov

2007 CENSUS *OF* **AGRICULTURE**

Pickens County – South Carolina

**Farms with Black or African American
Operators Compared with All Farms**



Data are not available at this geographic level for farms with Black or African American operators.



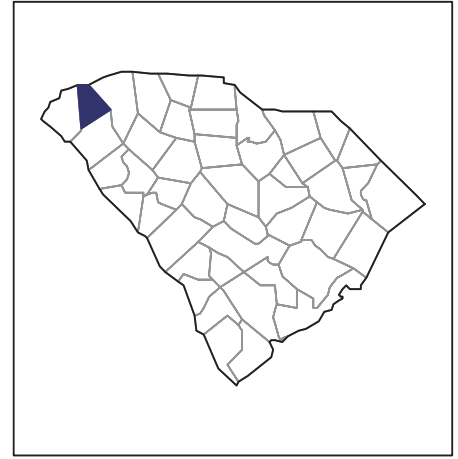
United States Department of Agriculture
National Agricultural Statistics Service

www.agcensus.usda.gov

2007 CENSUS *OF* AGRICULTURE

Pickens County – South Carolina

Farms with Native Hawaiian or Other Pacific Islander Operators Compared with All Farms



Data are not available at this geographic level for farms with Native Hawaiian or Other Pacific Islander operators.



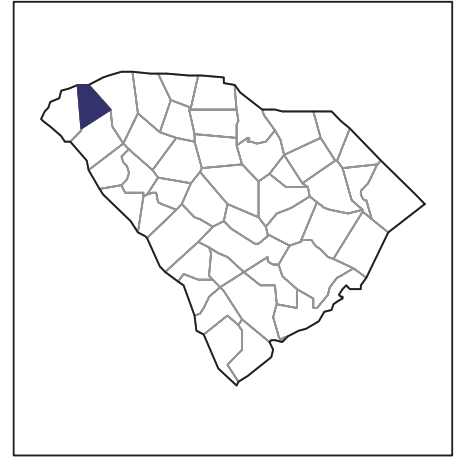
United States Department of Agriculture
National Agricultural Statistics Service

www.agcensus.usda.gov

2007 CENSUS *OF* AGRICULTURE

Pickens County – South Carolina

Farms with White Operators
Compared with All Farms



Data are not available at this geographic level for farms with White operators.



United States Department of Agriculture
National Agricultural Statistics Service

www.agcensus.usda.gov

