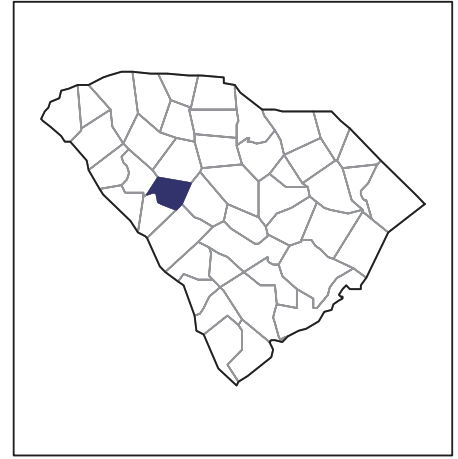


2007 CENSUS OF AGRICULTURE



Saluda County – South Carolina

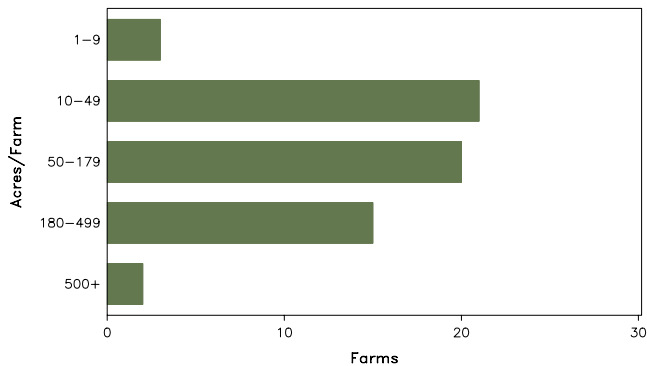
Farms with Women Principal Operators Compared with All Farms

	Women Principal Operators	All Farms
Number of Farms	61	606
Land in Farms	9,863 acres	109,791 acres
Average Size of Farm	162 acres	181 acres
Market Value of Products Sold	\$1,221,000	\$86,018,000
Crop Sales	(D)	\$6,449,000
Livestock Sales	(D)	\$79,570,000
Average Per Farm	\$20,021	\$141,945
Government Payments	\$13,000	\$587,000
Average Per Farm Receiving Payments	\$1,254	\$3,837

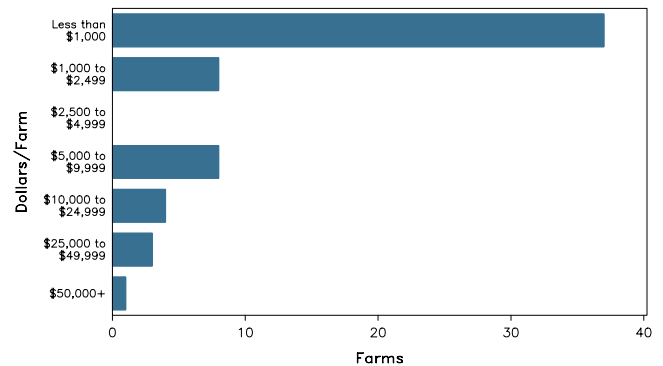
See footnotes on reverse page.

Farms with Women Principal Operators

Farms by Size



Farms by Economic Size



2007 CENSUS OF AGRICULTURE

Saluda County – South Carolina Farms with Women Principal Operators

Selected Highlights

Item	Farms	Quantity
MARKET VALUE OF AGRICULTURAL PRODUCTS SOLD (\$1,000)		
Total value of agricultural products sold	61	1,221
Value of crops including nursery and greenhouse	5	(D)
Value of livestock, poultry, and their products	30	(D)
VALUE OF SALES BY COMMODITY GROUP (\$1,000)		
Grains, oilseeds, dry beans, and dry peas	2	(D)
Tobacco	-	-
Cotton and cottonseed	-	-
Vegetables, melons, potatoes and sweet potatoes	-	-
Fruits, tree nuts, and berries	1	(D)
Nursery, greenhouse, floriculture, and sod	-	-
Cut Christmas trees and short rotation woody crops	-	-
Other crops and hay	4	(D)
Poultry and eggs	2	(D)
Cattle and calves	20	(D)
Milk and other dairy products from cows	-	-
Hogs and pigs	1	(D)
Sheep, goats, and their products	5	1
Horses, ponies, mules, burros, and donkeys	2	(D)
Aquaculture	-	-
Other animals and other animal products	-	-
TOP CROP ITEMS (acres)		
Peaches, all	3	(D)
Forage - land used for all hay and haylage, grass silage, and greenchop	12	380
Wheat for grain, all	2	(D)
Pecans, all	2	(D)
TOP LIVESTOCK INVENTORY ITEMS (number)		
Cattle and calves	31	860
Goats, all	15	309
Hogs and pigs	1	(D)
Horses and ponies	13	71
Layers	6	64

Operator Characteristics

Item	Quantity
Primary occupation:	
Farming	16
Other	45
Days worked off farm:	
None	19
Any	42
Years on present farm:	
2 years or less	1
3 to 4 years	7
5 to 9 years	10
10 years or more	43
Age group:	
Under 45 years	10
45 to 64 years	31
65 years and over	20
Average age of principal operator (years)	59.7

Economic Characteristics

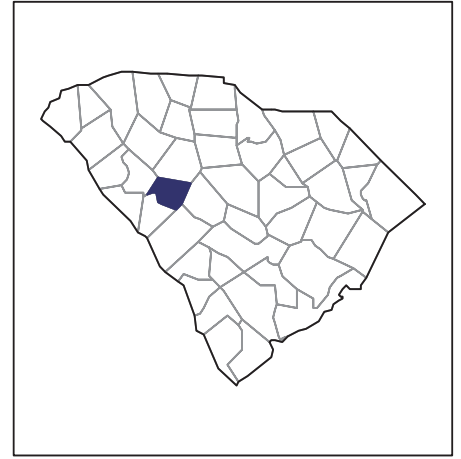
Item	Quantity
Farms by value of sales:	
Less than \$1,000	38
\$1,000 to \$2,499	7
\$2,500 to \$4,999	1
\$5,000 to \$9,999	7
\$10,000 to \$49,999	7
\$50,000 to \$99,999	-
\$100,000 to \$249,999	-
\$250,000 to \$499,999	-
\$500,000 or more	1
Total farm production expenses (\$1,000)	908
Average per farm (\$)	14,879
Net cash farm income of operation (\$1,000)	393
Average per farm (\$)	6,440
Value of agricultural products sold directly to individuals for human consumption (\$1,000)	-
Total organic product sales (\$1,000)	-
Total income from farm-related sources, gross before taxes and expenses (\$1,000)	67

See "Census of Agriculture, Volume 1, Geographic Area Series" for complete footnotes, explanations, definitions, and methodology.
(D) Cannot be disclosed. (Z) Less than half of the unit shown.

2007 CENSUS *OF* **AGRICULTURE**

Saluda County – South Carolina

**Farms with Spanish, Hispanic, or
Latino Operators Compared with
All Farms**



Data are not available at this geographic level for farms with Spanish, Hispanic, or Latino operators.



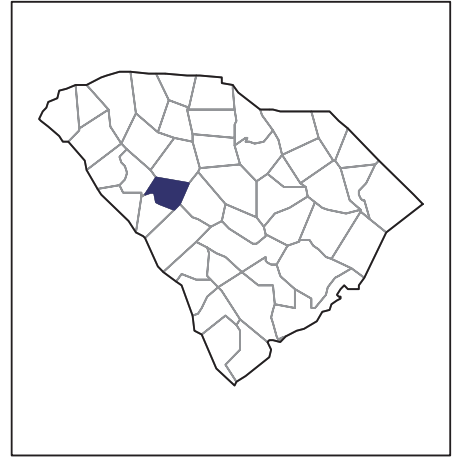
United States Department of Agriculture
National Agricultural Statistics Service

www.agcensus.usda.gov

2007 CENSUS OF AGRICULTURE

Saluda County – South Carolina

Farms with American Indian or Alaska Native Operators Compared with All Farms



Data are not available at this geographic level for farms with American Indian or Alaska Native operators.



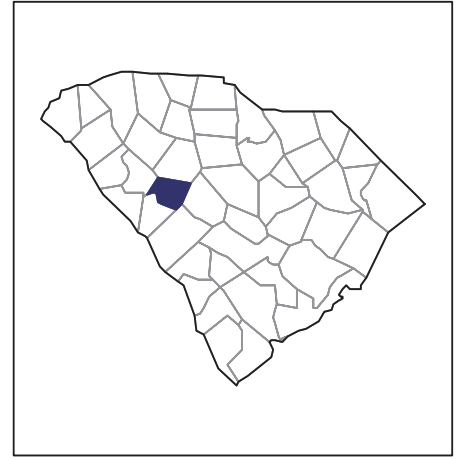
United States Department of Agriculture
National Agricultural Statistics Service

www.agcensus.usda.gov

2007 CENSUS *OF* **AGRICULTURE**

Saluda County – South Carolina

**Farms with Asian Operators
Compared with All Farms**



Data are not available at this geographic level for farms with Asian operators.



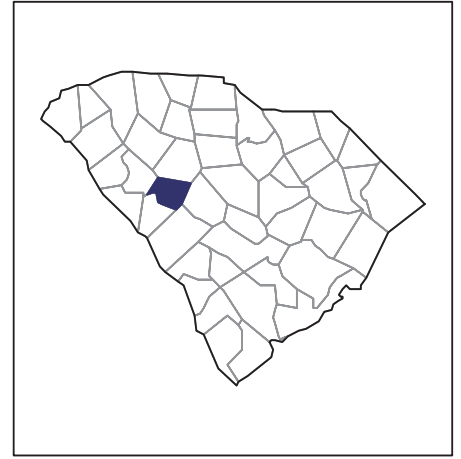
United States Department of Agriculture
National Agricultural Statistics Service

www.agcensus.usda.gov

2007 CENSUS *OF* **AGRICULTURE**

Saluda County – South Carolina

**Farms with Black or African American
Operators Compared with All Farms**



Data are not available at this geographic level for farms with Black or African American operators.



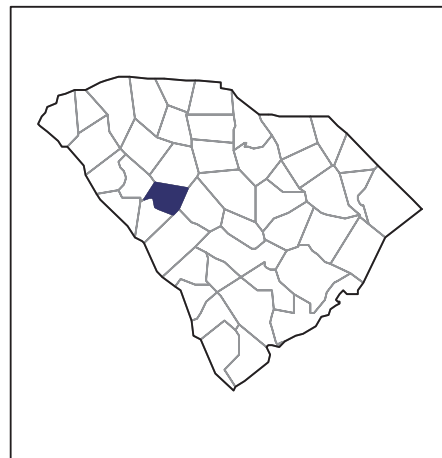
United States Department of Agriculture
National Agricultural Statistics Service

www.agcensus.usda.gov

2007 CENSUS *OF* AGRICULTURE

Saluda County – South Carolina

Farms with Native Hawaiian or Other
Pacific Islander Operators Compared
with All Farms



Data are not available at this geographic level for farms with Native Hawaiian or Other Pacific Islander operators.



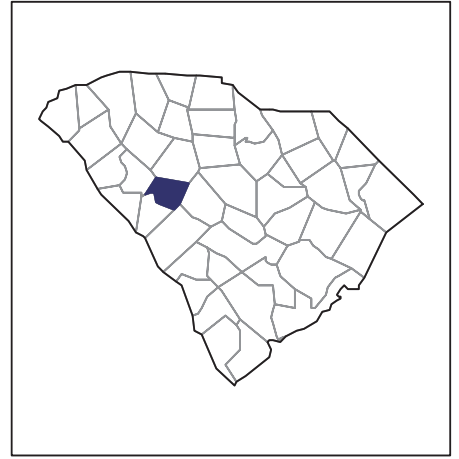
United States Department of Agriculture
National Agricultural Statistics Service

www.agcensus.usda.gov

2007 CENSUS *OF* AGRICULTURE

Saluda County – South Carolina

**Farms with White Operators
Compared with All Farms**



Data are not available at this geographic level for farms with White operators.



United States Department of Agriculture
National Agricultural Statistics Service

www.agcensus.usda.gov

