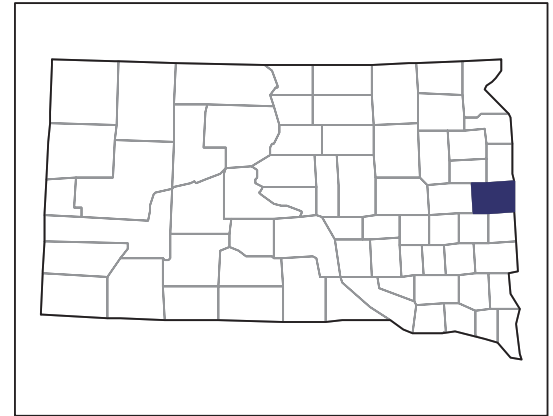


2007 CENSUS OF AGRICULTURE



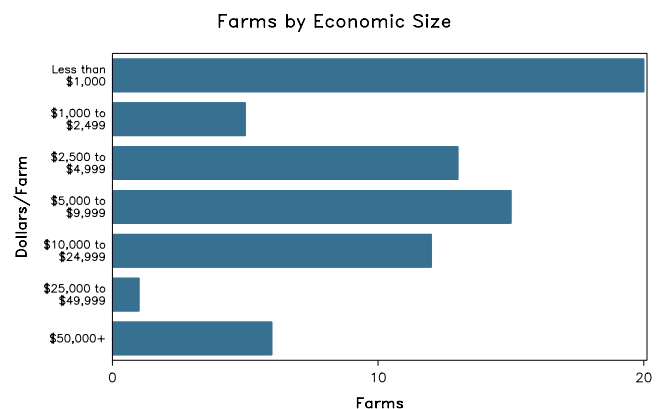
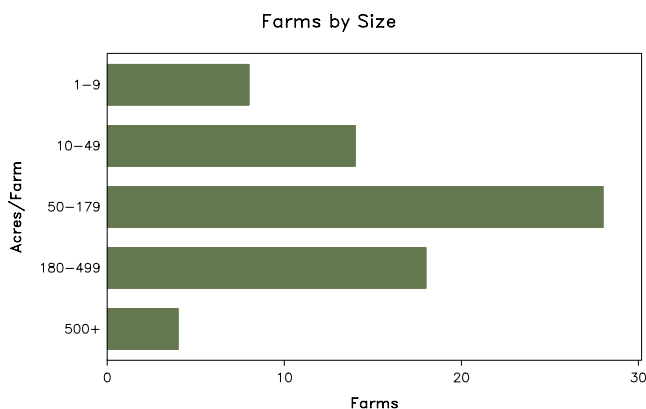
Brookings County – South Dakota

Farms with Women Principal Operators Compared with All Farms

	Women Principal Operators	All Farms
Number of Farms	72	986
Land in Farms	20,342 acres	462,579 acres
Average Size of Farm	283 acres	469 acres
Market Value of Products Sold	\$2,901,000	\$186,725,000
Crop Sales	\$2,451,000	\$87,249,000
Livestock Sales	\$450,000	\$99,477,000
Average Per Farm	\$40,298	\$189,376
Government Payments	\$480,000	\$6,565,000
Average Per Farm Receiving Payments	\$10,427	\$9,379

See footnotes on reverse page.

Farms with Women Principal Operators



2007 CENSUS OF AGRICULTURE

Brookings County – South Dakota Farms with Women Principal Operators

Selected Highlights

Item	Farms	Quantity
MARKET VALUE OF AGRICULTURAL PRODUCTS SOLD (\$1,000)		
Total value of agricultural products sold	72	2,901
Value of crops including nursery and greenhouse	20	2,451
Value of livestock, poultry, and their products	19	450
VALUE OF SALES BY COMMODITY GROUP (\$1,000)		
Grains, oilseeds, dry beans, and dry peas	8	(D)
Tobacco	-	-
Cotton and cottonseed	-	-
Vegetables, melons, potatoes and sweet potatoes	1	(D)
Fruits, tree nuts, and berries	-	-
Nursery, greenhouse, floriculture, and sod	-	-
Cut Christmas trees and short rotation woody crops	1	(D)
Other crops and hay	12	(D)
Poultry and eggs	6	2
Cattle and calves	7	383
Milk and other dairy products from cows	1	(D)
Hogs and pigs	1	(D)
Sheep, goats, and their products	10	(D)
Horses, ponies, mules, burros, and donkeys	5	46
Aquaculture	-	-
Other animals and other animal products	-	-
TOP CROP ITEMS (acres)		
Corn for grain	7	(D)
Soybeans for beans	7	2,642
Forage - land used for all hay and haylage, grass silage, and greenchop	19	1,364
Corn for silage or greenchop	4	862
Wheat for grain, all	3	285
TOP LIVESTOCK INVENTORY ITEMS (number)		
Cattle and calves	9	1,478
Horses and ponies	16	320
Layers	3	102
Goats, all	7	99
Sheep and lambs	5	90

Operator Characteristics

Item	Quantity
Primary occupation:	
Farming	20
Other	52
Days worked off farm:	
None	30
Any	42
Years on present farm:	
2 years or less	1
3 to 4 years	3
5 to 9 years	2
10 years or more	66
Age group:	
Under 45 years	5
45 to 64 years	32
65 years and over	35
Average age of principal operator (years)	64.7

Economic Characteristics

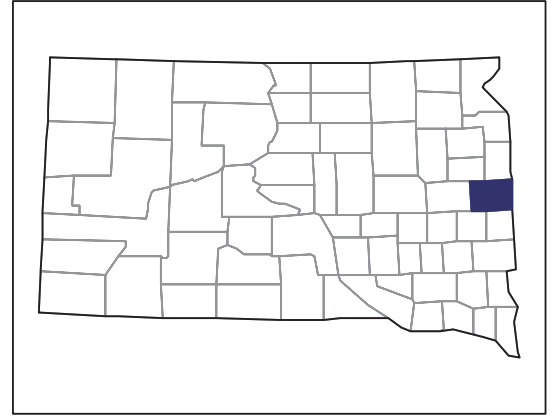
Item	Quantity
Farms by value of sales:	
Less than \$1,000	48
\$1,000 to \$2,499	7
\$2,500 to \$4,999	4
\$5,000 to \$9,999	2
\$10,000 to \$49,999	5
\$50,000 to \$99,999	2
\$100,000 to \$249,999	-
\$250,000 to \$499,999	3
\$500,000 or more	1
Total farm production expenses (\$1,000)	3,802
Average per farm (\$)	52,807
Net cash farm income of operation (\$1,000)	-70
Average per farm (\$)	-973
Value of agricultural products sold directly to individuals for human consumption (\$1,000)	11
Total organic product sales (\$1,000)	(D)
Total income from farm-related sources, gross before taxes and expenses (\$1,000)	(D)

See "Census of Agriculture, Volume 1, Geographic Area Series" for complete footnotes, explanations, definitions, and methodology.
(D) Cannot be disclosed. (Z) Less than half of the unit shown.

2007 CENSUS OF AGRICULTURE

Brookings County – South Dakota

Farms with Spanish, Hispanic, or Latino Operators Compared with All Farms



Data are not available at this geographic level for farms with Spanish, Hispanic, or Latino operators.



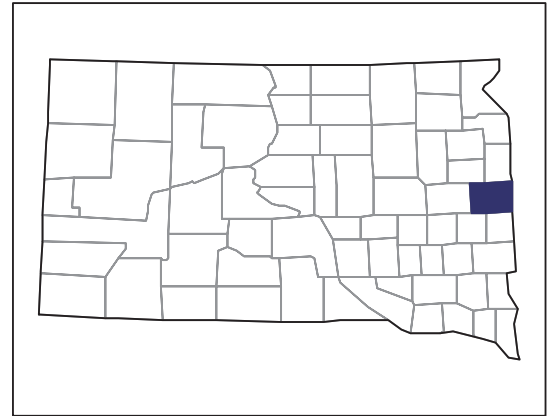
United States Department of Agriculture
National Agricultural Statistics Service

www.agcensus.usda.gov

2007 CENSUS OF AGRICULTURE

Brookings County – South Dakota

Farms with American Indian or Alaska Native Operators Compared with All Farms



Data are not available at this geographic level for farms with American Indian or Alaska Native operators.



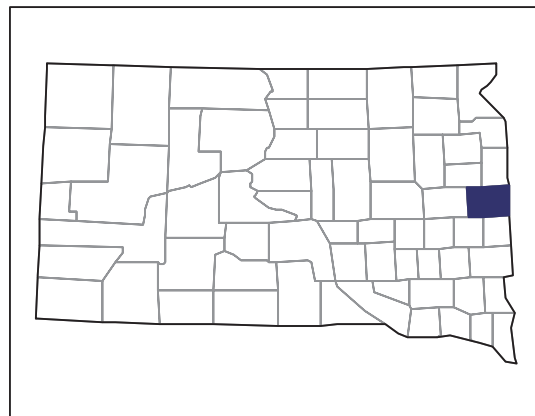
United States Department of Agriculture
National Agricultural Statistics Service

www.agcensus.usda.gov

2007 CENSUS OF AGRICULTURE

Brookings County – South Dakota

**Farms with Asian Operators
Compared with All Farms**



Data are not available at this geographic level for farms with Asian operators.



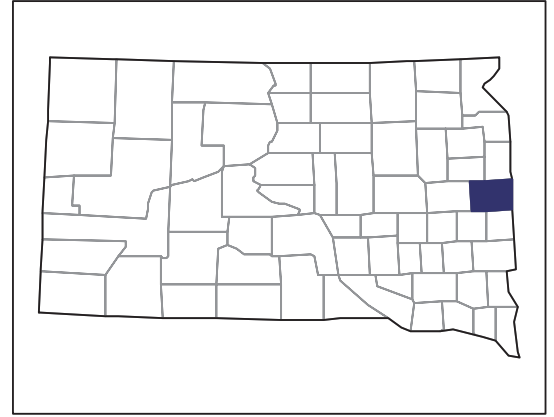
United States Department of Agriculture
National Agricultural Statistics Service

www.agcensus.usda.gov

2007 CENSUS OF AGRICULTURE

Brookings County – South Dakota

Farms with Black or African American Operators Compared with All Farms



Data are not available at this geographic level for farms with Black or African American operators.



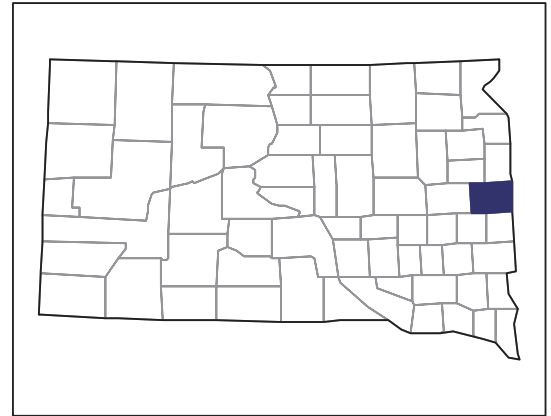
United States Department of Agriculture
National Agricultural Statistics Service

www.agcensus.usda.gov

2007 CENSUS OF AGRICULTURE

Brookings County – South Dakota

Farms with Native Hawaiian or Other Pacific Islander Operators Compared with All Farms



Data are not available at this geographic level for farms with Native Hawaiian or Other Pacific Islander operators.



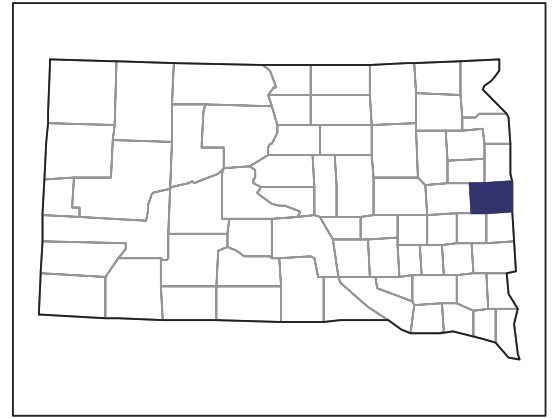
United States Department of Agriculture
National Agricultural Statistics Service

www.agcensus.usda.gov

2007 CENSUS OF AGRICULTURE

Brookings County – South Dakota

**Farms with White Operators
Compared with All Farms**



Data are not available at this geographic level for farms with White operators.



United States Department of Agriculture
National Agricultural Statistics Service

www.agcensus.usda.gov

