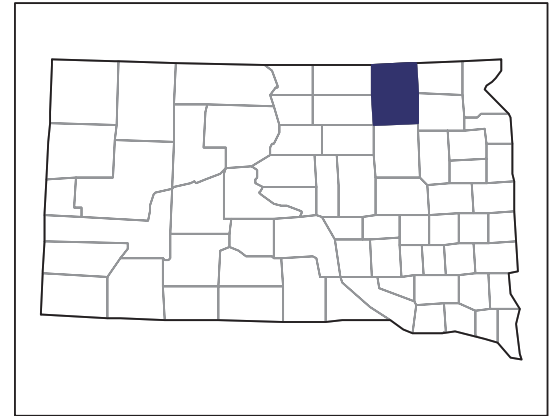


# 2007 CENSUS OF AGRICULTURE



## Brown County – South Dakota

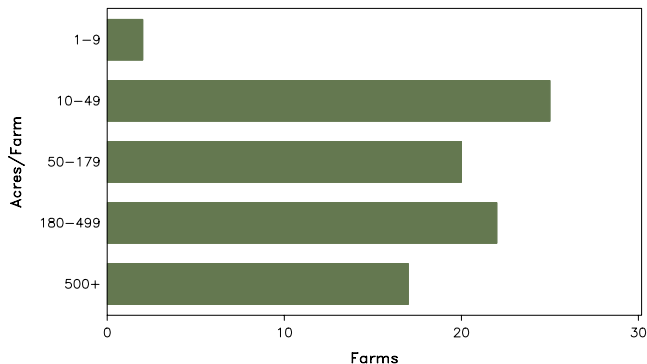
### Farms with Women Principal Operators Compared with All Farms

	Women Principal Operators	All Farms
<b>Number of Farms</b>	86	1,036
<b>Land in Farms</b>	35,129 acres	1,085,020 acres
<b>Average Size of Farm</b>	408 acres	1,047 acres
<b>Market Value of Products Sold</b>	\$3,947,000	\$248,765,000
Crop Sales	\$2,266,000	\$185,215,000
Livestock Sales	\$1,681,000	\$63,550,000
Average Per Farm	\$45,892	\$240,121
<b>Government Payments</b>	\$487,000	\$12,461,000
Average Per Farm Receiving Payments	\$9,190	\$16,526

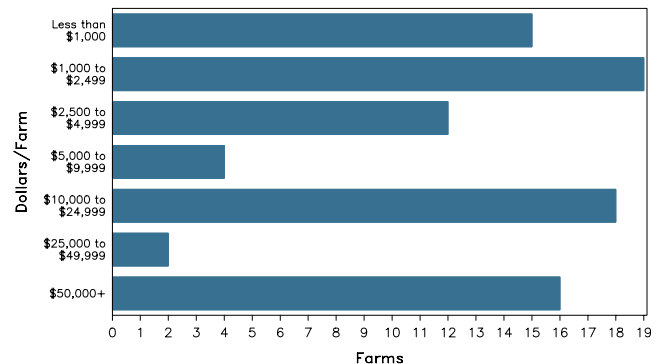
See footnotes on reverse page.

### Farms with Women Principal Operators

Farms by Size



Farms by Economic Size



# 2007 CENSUS OF AGRICULTURE

## Brown County – South Dakota Farms with Women Principal Operators

### Selected Highlights

Item	Farms	Quantity
<b>MARKET VALUE OF AGRICULTURAL PRODUCTS SOLD (\$1,000)</b>		
Total value of agricultural products sold	86	3,947
Value of crops including nursery and greenhouse	28	2,266
Value of livestock, poultry, and their products	30	1,681
<b>VALUE OF SALES BY COMMODITY GROUP (\$1,000)</b>		
Grains, oilseeds, dry beans, and dry peas	17	(D)
Tobacco	-	-
Cotton and cottonseed	-	-
Vegetables, melons, potatoes and sweet potatoes	-	-
Fruits, tree nuts, and berries	-	-
Nursery, greenhouse, floriculture, and sod	-	-
Cut Christmas trees and short rotation woody crops	-	-
Other crops and hay	17	(D)
Poultry and eggs	5	4
Cattle and calves	16	1,040
Milk and other dairy products from cows	1	(D)
Hogs and pigs	2	(D)
Sheep, goats, and their products	11	(D)
Horses, ponies, mules, burros, and donkeys	5	(D)
Aquaculture	-	-
Other animals and other animal products	-	-
<b>TOP CROP ITEMS (acres)</b>		
Forage - land used for all hay and haylage, grass silage, and greenchop	34	5,316
Corn for grain	16	3,057
Wheat for grain, all	9	2,196
Soybeans for beans	11	1,943
Oats for grain	1	(D)
<b>TOP LIVESTOCK INVENTORY ITEMS (number)</b>		
Sheep and lambs	9	(D)
Cattle and calves	20	2,614
Horses and ponies	26	153
Layers	5	143
Pullets for laying flock replacement	1	(D)

### Operator Characteristics

Item	Quantity
Primary occupation:	
Farming	28
Other	58
Days worked off farm:	
None	12
Any	74
Years on present farm:	
2 years or less	1
3 to 4 years	2
5 to 9 years	19
10 years or more	64
Age group:	
Under 45 years	17
45 to 64 years	36
65 years and over	33
Average age of principal operator (years)	59.0

### Economic Characteristics

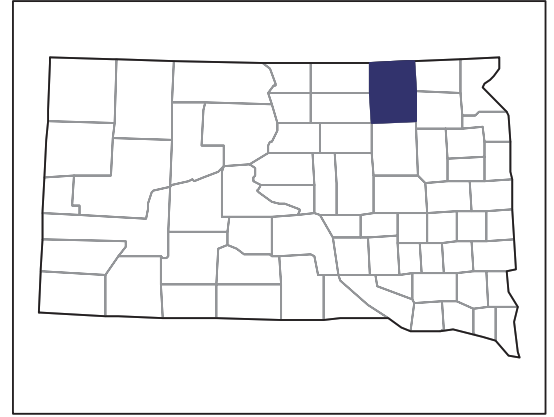
Item	Quantity
Farms by value of sales:	
Less than \$1,000	44
\$1,000 to \$2,499	12
\$2,500 to \$4,999	5
\$5,000 to \$9,999	3
\$10,000 to \$49,999	6
\$50,000 to \$99,999	8
\$100,000 to \$249,999	4
\$250,000 to \$499,999	3
\$500,000 or more	1
Total farm production expenses (\$1,000)	2,842
Average per farm (\$)	33,052
Net cash farm income of operation (\$1,000)	1,983
Average per farm (\$)	23,064
Value of agricultural products sold directly to individuals for human consumption (\$1,000)	(D)
Total organic product sales (\$1,000)	-
Total income from farm-related sources, gross before taxes and expenses (\$1,000)	392

See "Census of Agriculture, Volume 1, Geographic Area Series" for complete footnotes, explanations, definitions, and methodology.  
(D) Cannot be disclosed. (Z) Less than half of the unit shown.

# 2007 CENSUS OF AGRICULTURE

## Brown County – South Dakota

### Farms with Spanish, Hispanic, or Latino Operators Compared with All Farms



Data are not available at this geographic level for farms with Spanish, Hispanic, or Latino operators.



United States Department of Agriculture  
National Agricultural Statistics Service

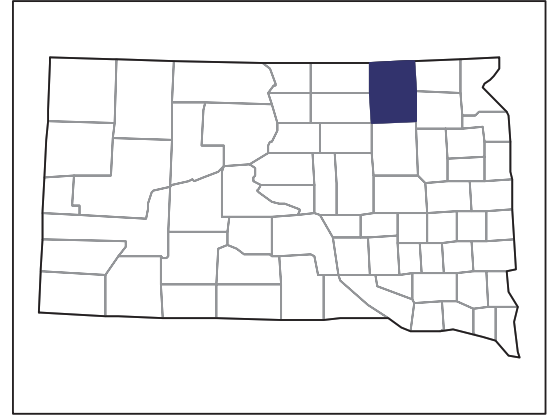
[www.agcensus.usda.gov](http://www.agcensus.usda.gov)



# 2007 CENSUS OF AGRICULTURE

## Brown County – South Dakota

### Farms with American Indian or Alaska Native Operators Compared with All Farms



Data are not available at this geographic level for farms with American Indian or Alaska Native operators.



United States Department of Agriculture  
National Agricultural Statistics Service

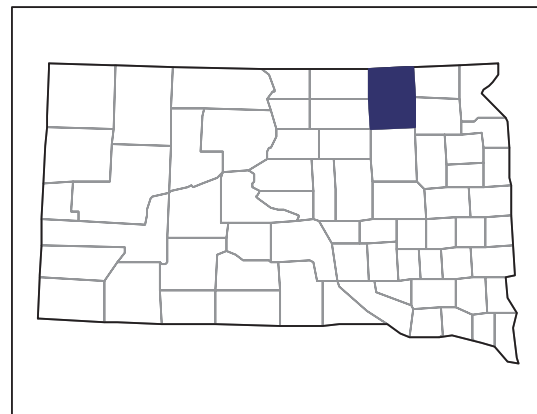
[www.agcensus.usda.gov](http://www.agcensus.usda.gov)



# 2007 CENSUS OF AGRICULTURE

**Brown County – South Dakota**

**Farms with Asian Operators  
Compared with All Farms**



**Data are not available at this geographic level for farms with Asian operators.**



United States Department of Agriculture  
National Agricultural Statistics Service

[www.agcensus.usda.gov](http://www.agcensus.usda.gov)

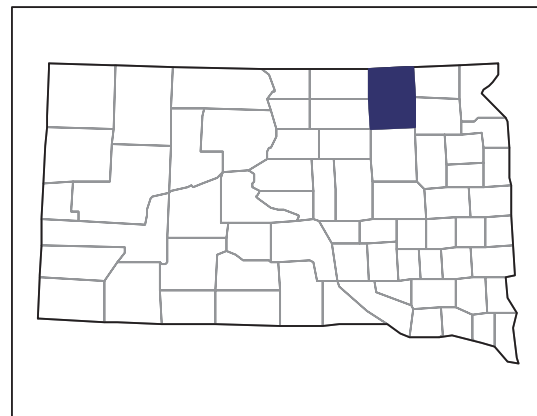




# 2007 CENSUS OF AGRICULTURE

## Brown County – South Dakota

### Farms with Black or African American Operators Compared with All Farms



Data are not available at this geographic level for farms with Black or African American operators.



United States Department of Agriculture  
National Agricultural Statistics Service

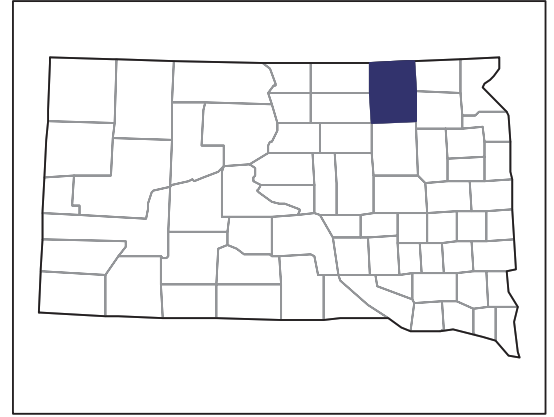
[www.agcensus.usda.gov](http://www.agcensus.usda.gov)



# 2007 CENSUS OF AGRICULTURE

## Brown County – South Dakota

### Farms with Native Hawaiian or Other Pacific Islander Operators Compared with All Farms



Data are not available at this geographic level for farms with Native Hawaiian or Other Pacific Islander operators.



United States Department of Agriculture  
National Agricultural Statistics Service

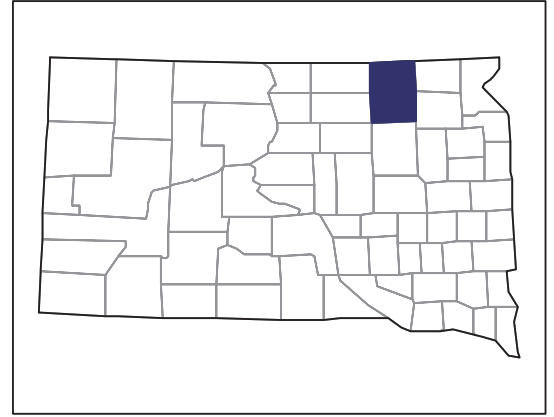
[www.agcensus.usda.gov](http://www.agcensus.usda.gov)



# 2007 CENSUS OF AGRICULTURE

**Brown County – South Dakota**

**Farms with White Operators  
Compared with All Farms**



**Data are not available at this geographic level for farms with White operators.**



United States Department of Agriculture  
National Agricultural Statistics Service

[www.agcensus.usda.gov](http://www.agcensus.usda.gov)

