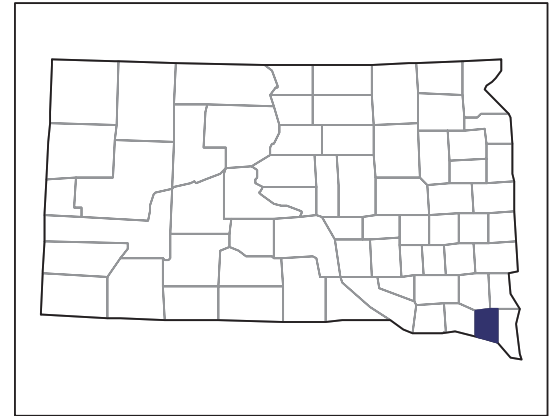


2007 CENSUS OF AGRICULTURE



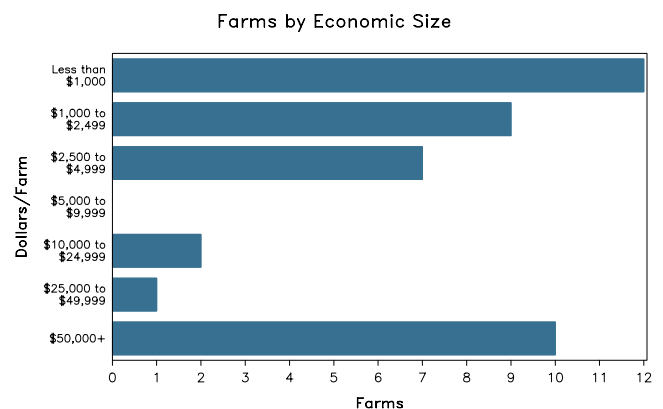
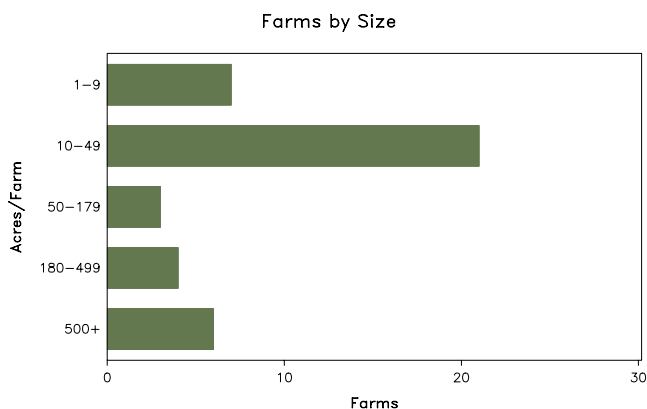
Clay County – South Dakota

Farms with Women Principal Operators Compared with All Farms

	Women Principal Operators	All Farms
Number of Farms	41	484
Land in Farms	9,177 acres	266,697 acres
Average Size of Farm	224 acres	551 acres
Market Value of Products Sold	\$1,852,000	\$80,821,000
Crop Sales	\$1,721,000	\$64,791,000
Livestock Sales	\$131,000	\$16,030,000
Average Per Farm	\$45,172	\$166,986
Government Payments	\$118,000	\$3,874,000
Average Per Farm Receiving Payments	\$4,544	\$9,590

See footnotes on reverse page.

Farms with Women Principal Operators



2007 CENSUS OF AGRICULTURE

Clay County – South Dakota Farms with Women Principal Operators

Selected Highlights

Item	Farms	Quantity
MARKET VALUE OF AGRICULTURAL PRODUCTS SOLD (\$1,000)		
Total value of agricultural products sold	41	1,852
Value of crops including nursery and greenhouse	23	1,721
Value of livestock, poultry, and their products	12	131
VALUE OF SALES BY COMMODITY GROUP (\$1,000)		
Grains, oilseeds, dry beans, and dry peas	15	(D)
Tobacco	-	-
Cotton and cottonseed	-	-
Vegetables, melons, potatoes and sweet potatoes	7	(D)
Fruits, tree nuts, and berries	-	-
Nursery, greenhouse, floriculture, and sod	-	-
Cut Christmas trees and short rotation woody crops	-	-
Other crops and hay	5	273
Poultry and eggs	2	(D)
Cattle and calves	5	(D)
Milk and other dairy products from cows	-	-
Hogs and pigs	-	-
Sheep, goats, and their products	1	(D)
Horses, ponies, mules, burros, and donkeys	4	4
Aquaculture	-	-
Other animals and other animal products	-	-
TOP CROP ITEMS (acres)		
Corn for grain	15	3,324
Soybeans for beans	10	2,874
Forage - land used for all hay and haylage, grass silage, and greenchop	9	1,081
Corn for silage or greenchop	2	(D)
Vegetables harvested for sale	7	15
TOP LIVESTOCK INVENTORY ITEMS (number)		
Cattle and calves	5	265
Horses and ponies	9	76
Sheep and lambs	1	(D)
Mules, burros, and donkeys	3	(D)
Layers	1	(D)

Operator Characteristics

Item	Quantity
Primary occupation:	
Farming	16
Other	25
Days worked off farm:	
None	10
Any	31
Years on present farm:	
2 years or less	4
3 to 4 years	7
5 to 9 years	9
10 years or more	21
Age group:	
Under 45 years	10
45 to 64 years	18
65 years and over	13
Average age of principal operator (years)	56.4

Economic Characteristics

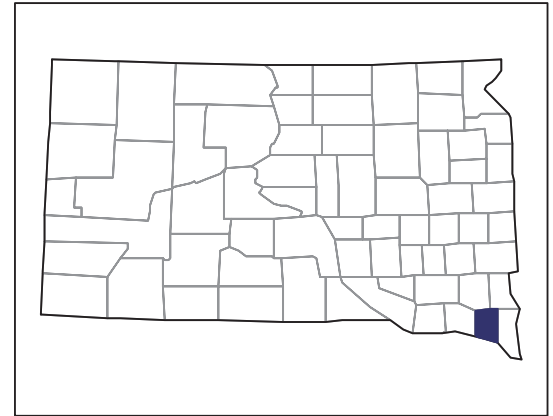
Item	Quantity
Farms by value of sales:	
Less than \$1,000	16
\$1,000 to \$2,499	7
\$2,500 to \$4,999	5
\$5,000 to \$9,999	-
\$10,000 to \$49,999	3
\$50,000 to \$99,999	4
\$100,000 to \$249,999	5
\$250,000 to \$499,999	1
\$500,000 or more	-
Total farm production expenses (\$1,000)	1,971
Average per farm (\$)	48,073
Net cash farm income of operation (\$1,000)	211
Average per farm (\$)	5,137
Value of agricultural products sold directly to individuals for human consumption (\$1,000)	14
Total organic product sales (\$1,000)	(D)
Total income from farm-related sources, gross before taxes and expenses (\$1,000)	211

See "Census of Agriculture, Volume 1, Geographic Area Series" for complete footnotes, explanations, definitions, and methodology.
(D) Cannot be disclosed. (Z) Less than half of the unit shown.

2007 CENSUS OF AGRICULTURE

Clay County – South Dakota

Farms with Spanish, Hispanic, or Latino Operators Compared with All Farms



Data are not available at this geographic level for farms with Spanish, Hispanic, or Latino operators.



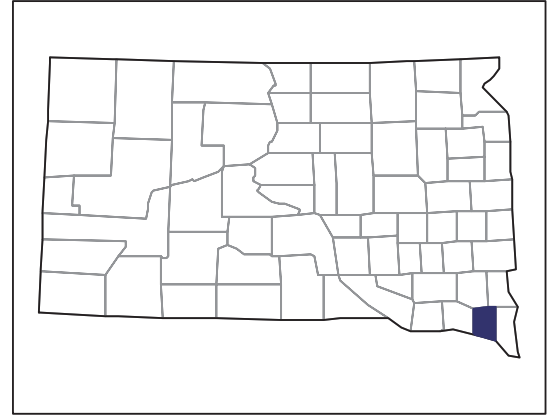
United States Department of Agriculture
National Agricultural Statistics Service

www.agcensus.usda.gov

2007 CENSUS OF AGRICULTURE

Clay County – South Dakota

Farms with American Indian or Alaska Native Operators Compared with All Farms



Data are not available at this geographic level for farms with American Indian or Alaska Native operators.



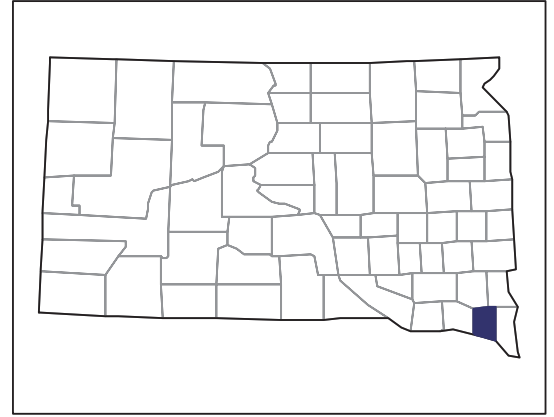
United States Department of Agriculture
National Agricultural Statistics Service

www.agcensus.usda.gov

2007 CENSUS OF AGRICULTURE

Clay County – South Dakota

Farms with Asian Operators
Compared with All Farms



Data are not available at this geographic level for farms with Asian operators.



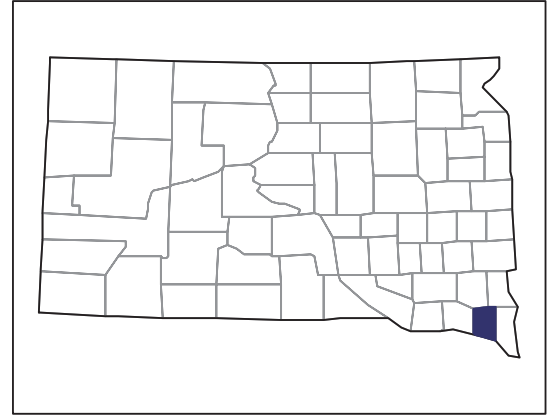
United States Department of Agriculture
National Agricultural Statistics Service

www.agcensus.usda.gov

2007 CENSUS OF AGRICULTURE

Clay County – South Dakota

Farms with Black or African American Operators Compared with All Farms



Data are not available at this geographic level for farms with Black or African American operators.



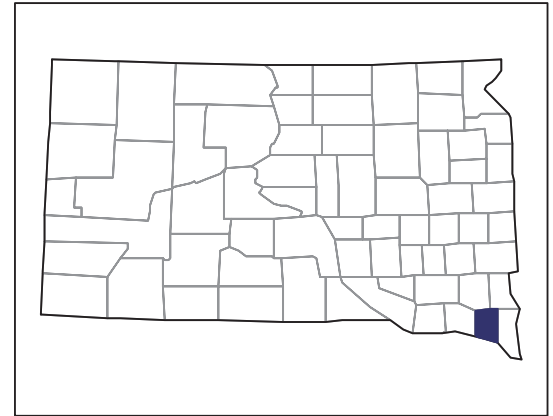
United States Department of Agriculture
National Agricultural Statistics Service

www.agcensus.usda.gov

2007 CENSUS OF AGRICULTURE

Clay County – South Dakota

Farms with Native Hawaiian or Other Pacific Islander Operators Compared with All Farms



Data are not available at this geographic level for farms with Native Hawaiian or Other Pacific Islander operators.



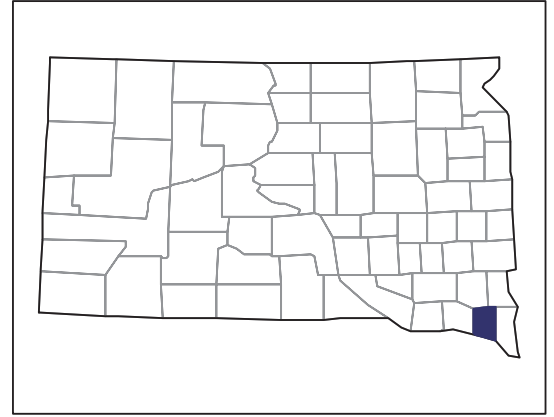
United States Department of Agriculture
National Agricultural Statistics Service

www.agcensus.usda.gov

2007 CENSUS OF AGRICULTURE

Clay County – South Dakota

Farms with White Operators
Compared with All Farms



Data are not available at this geographic level for farms with White operators.



United States Department of Agriculture
National Agricultural Statistics Service

www.agcensus.usda.gov

