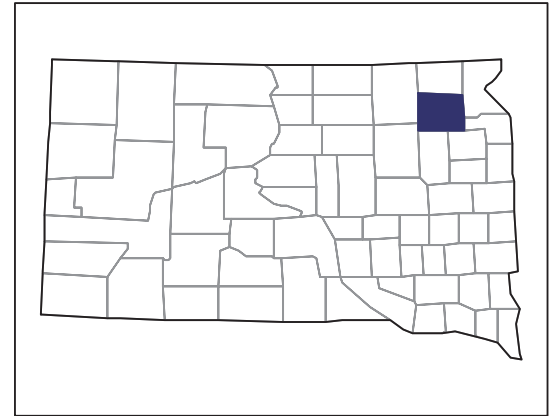


2007 CENSUS OF AGRICULTURE



Day County – South Dakota

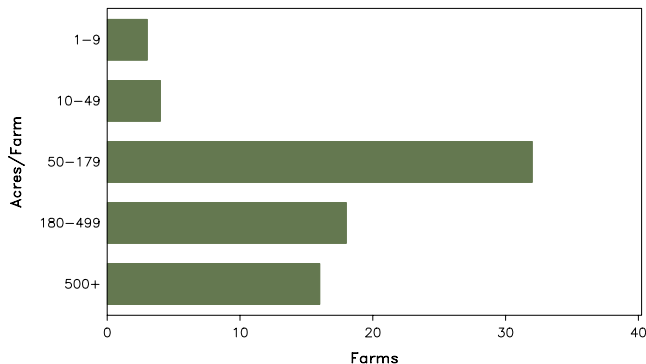
Farms with Women Principal Operators Compared with All Farms

	Women Principal Operators	All Farms
Number of Farms	73	675
Land in Farms	25,951 acres	567,218 acres
Average Size of Farm	355 acres	840 acres
Market Value of Products Sold	\$1,697,000	\$97,814,000
Crop Sales	\$1,138,000	\$69,118,000
Livestock Sales	\$559,000	\$28,696,000
Average Per Farm	\$23,250	\$144,910
Government Payments	\$587,000	\$8,133,000
Average Per Farm Receiving Payments	\$9,469	\$14,318

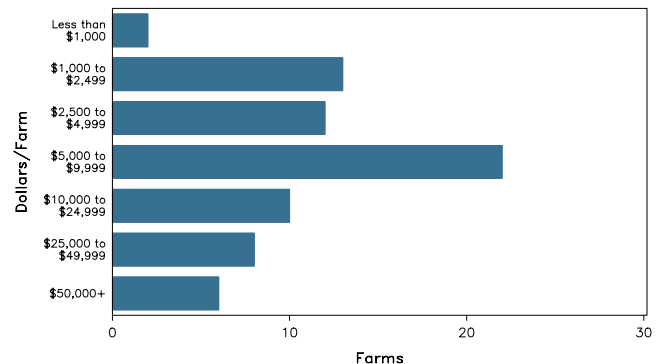
See footnotes on reverse page.

Farms with Women Principal Operators

Farms by Size



Farms by Economic Size



2007 CENSUS OF AGRICULTURE

Day County – South Dakota Farms with Women Principal Operators

Selected Highlights

Item	Farms	Quantity
MARKET VALUE OF AGRICULTURAL PRODUCTS SOLD (\$1,000)		
Total value of agricultural products sold	73	1,697
Value of crops including nursery and greenhouse	20	1,138
Value of livestock, poultry, and their products	20	559
VALUE OF SALES BY COMMODITY GROUP (\$1,000)		
Grains, oilseeds, dry beans, and dry peas	11	1,098
Tobacco	-	-
Cotton and cottonseed	-	-
Vegetables, melons, potatoes and sweet potatoes	-	-
Fruits, tree nuts, and berries	-	-
Nursery, greenhouse, floriculture, and sod	-	-
Cut Christmas trees and short rotation woody crops	-	-
Other crops and hay	11	40
Poultry and eggs	2	(D)
Cattle and calves	14	(D)
Milk and other dairy products from cows	1	(D)
Hogs and pigs	1	(D)
Sheep, goats, and their products	3	3
Horses, ponies, mules, burros, and donkeys	5	(D)
Aquaculture	-	-
Other animals and other animal products	-	-
TOP CROP ITEMS (acres)		
Soybeans for beans	10	1,531
Corn for grain	9	1,355
Forage - land used for all hay and haylage, grass silage, and greenchop	20	1,109
Wheat for grain, all	6	747
Corn for silage or greenchop	2	(D)
TOP LIVESTOCK INVENTORY ITEMS (number)		
Cattle and calves	18	996
Sheep and lambs	3	142
Horses and ponies	13	119
Broilers and other meat-type chickens	1	(D)
Layers	3	50

Operator Characteristics

Item	Quantity
Primary occupation:	
Farming	20
Other	53
Days worked off farm:	
None	33
Any	40
Years on present farm:	
2 years or less	2
3 to 4 years	3
5 to 9 years	13
10 years or more	55
Age group:	
Under 45 years	1
45 to 64 years	39
65 years and over	33
Average age of principal operator (years)	64.4

Economic Characteristics

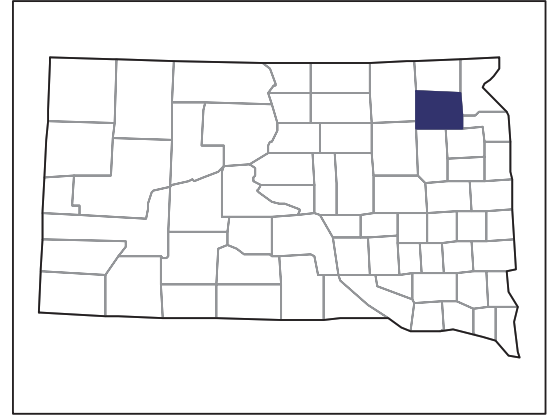
Item	Quantity
Farms by value of sales:	
Less than \$1,000	48
\$1,000 to \$2,499	4
\$2,500 to \$4,999	4
\$5,000 to \$9,999	7
\$10,000 to \$49,999	5
\$50,000 to \$99,999	-
\$100,000 to \$249,999	2
\$250,000 to \$499,999	2
\$500,000 or more	1
Total farm production expenses (\$1,000)	1,471
Average per farm (\$)	20,152
Net cash farm income of operation (\$1,000)	1,039
Average per farm (\$)	14,237
Value of agricultural products sold directly to individuals for human consumption (\$1,000)	(D)
Total organic product sales (\$1,000)	-
Total income from farm-related sources, gross before taxes and expenses (\$1,000)	226

See "Census of Agriculture, Volume 1, Geographic Area Series" for complete footnotes, explanations, definitions, and methodology.
(D) Cannot be disclosed. (Z) Less than half of the unit shown.

2007 CENSUS OF AGRICULTURE

Day County – South Dakota

Farms with Spanish, Hispanic, or Latino Operators Compared with All Farms



Data are not available at this geographic level for farms with Spanish, Hispanic, or Latino operators.



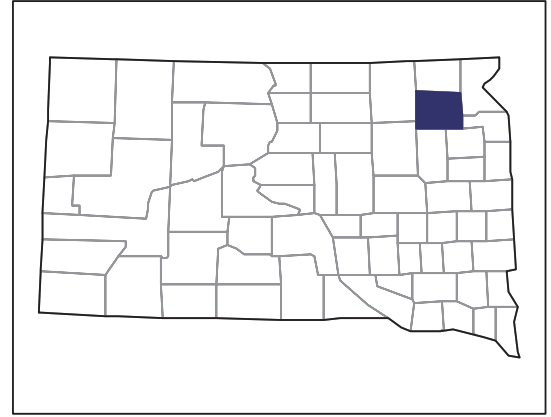
United States Department of Agriculture
National Agricultural Statistics Service

www.agcensus.usda.gov

2007 CENSUS OF AGRICULTURE

Day County – South Dakota

Farms with American Indian or Alaska Native Operators Compared with All Farms



Data are not available at this geographic level for farms with American Indian or Alaska Native operators.



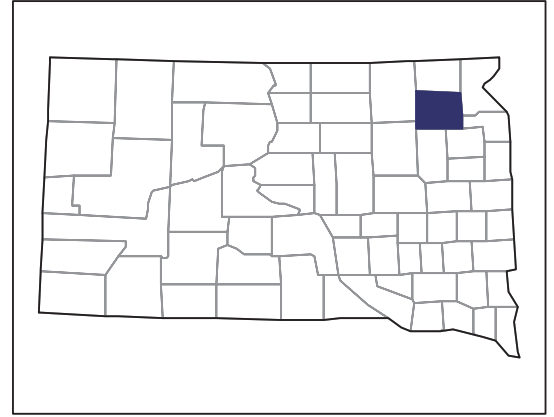
United States Department of Agriculture
National Agricultural Statistics Service

www.agcensus.usda.gov

2007 CENSUS OF AGRICULTURE

Day County – South Dakota

**Farms with Asian Operators
Compared with All Farms**



Data are not available at this geographic level for farms with Asian operators.



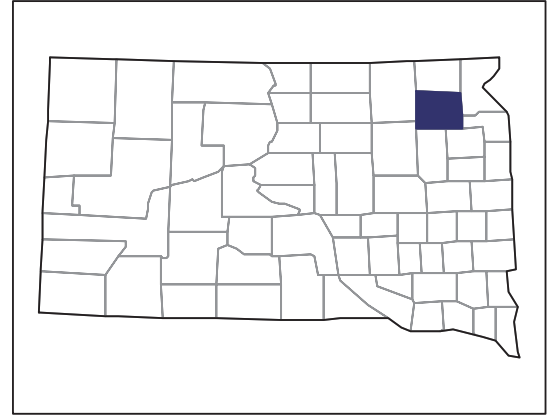
United States Department of Agriculture
National Agricultural Statistics Service

www.agcensus.usda.gov

2007 CENSUS OF AGRICULTURE

Day County – South Dakota

Farms with Black or African American Operators Compared with All Farms



Data are not available at this geographic level for farms with Black or African American operators.



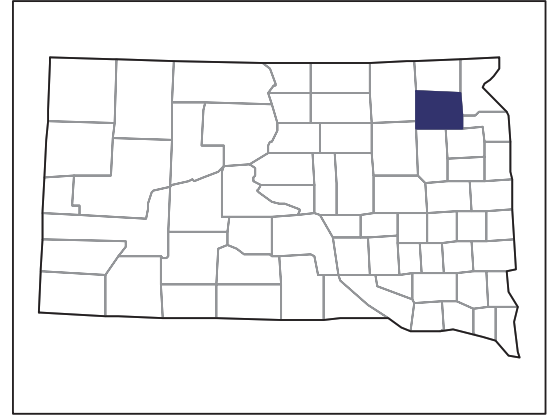
United States Department of Agriculture
National Agricultural Statistics Service

www.agcensus.usda.gov

2007 CENSUS OF AGRICULTURE

Day County – South Dakota

Farms with Native Hawaiian or Other Pacific Islander Operators Compared with All Farms



Data are not available at this geographic level for farms with Native Hawaiian or Other Pacific Islander operators.



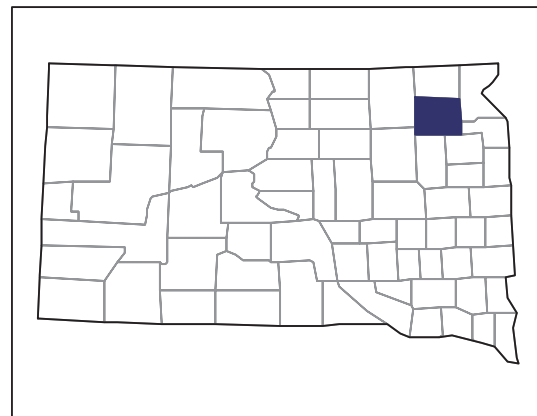
United States Department of Agriculture
National Agricultural Statistics Service

www.agcensus.usda.gov

2007 CENSUS *OF* AGRICULTURE

Day County – South Dakota

**Farms with White Operators
Compared with All Farms**



Data are not available at this geographic level for farms with White operators.



United States Department of Agriculture
National Agricultural Statistics Service

www.agcensus.usda.gov

