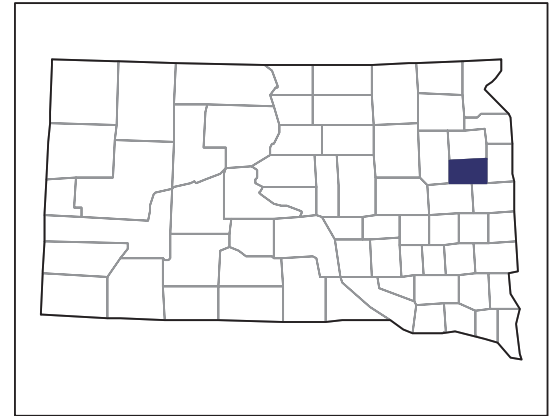


# 2007 CENSUS OF AGRICULTURE



## Hamlin County – South Dakota

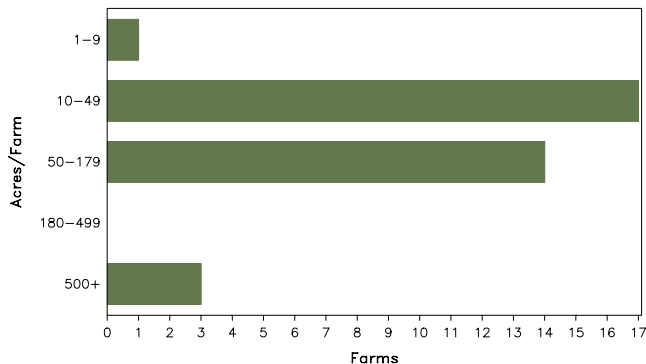
### Farms with Women Principal Operators Compared with All Farms

	Women Principal Operators	All Farms
<b>Number of Farms</b>	35	449
<b>Land in Farms</b>	4,987 acres	309,740 acres
<b>Average Size of Farm</b>	142 acres	690 acres
<b>Market Value of Products Sold</b>	\$1,746,000	\$110,977,000
Crop Sales	\$486,000	\$62,438,000
Livestock Sales	\$1,261,000	\$48,538,000
Average Per Farm	\$49,891	\$247,164
<b>Government Payments</b>	\$76,000	\$3,877,000
Average Per Farm Receiving Payments	\$3,805	\$10,922

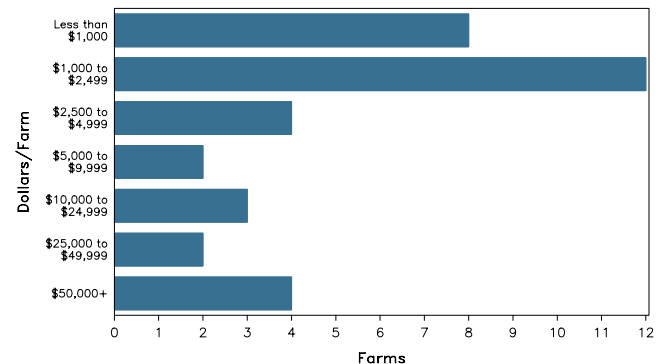
See footnotes on reverse page.

### Farms with Women Principal Operators

Farms by Size



Farms by Economic Size



# 2007 CENSUS OF AGRICULTURE

## Hamlin County – South Dakota Farms with Women Principal Operators

### Selected Highlights

Item	Farms	Quantity
<b>MARKET VALUE OF AGRICULTURAL PRODUCTS SOLD (\$1,000)</b>		
Total value of agricultural products sold	35	1,746
Value of crops including nursery and greenhouse	6	486
Value of livestock, poultry, and their products	22	1,261
<b>VALUE OF SALES BY COMMODITY GROUP (\$1,000)</b>		
Grains, oilseeds, dry beans, and dry peas	6	486
Tobacco	-	-
Cotton and cottonseed	-	-
Vegetables, melons, potatoes and sweet potatoes	-	-
Fruits, tree nuts, and berries	-	-
Nursery, greenhouse, floriculture, and sod	-	-
Cut Christmas trees and short rotation woody crops	-	-
Other crops and hay	-	-
Poultry and eggs	4	2
Cattle and calves	13	(D)
Milk and other dairy products from cows	-	-
Hogs and pigs	1	(D)
Sheep, goats, and their products	6	4
Horses, ponies, mules, burros, and donkeys	1	(D)
Aquaculture	-	-
Other animals and other animal products	-	-
<b>TOP CROP ITEMS (acres)</b>		
Soybeans for beans	5	707
Corn for grain	5	673
Forage - land used for all hay and haylage, grass silage, and greenchop	7	337
Wheat for grain, all	2	(D)
Corn for silage or greenchop	2	(D)
<b>TOP LIVESTOCK INVENTORY ITEMS (number)</b>		
Hogs and pigs	1	(D)
Cattle and calves	15	805
Layers	4	79
Horses and ponies	15	72
Sheep and lambs	5	48

### Operator Characteristics

Item	Quantity
Primary occupation:	
Farming	10
Other	25
Days worked off farm:	
None	10
Any	25
Years on present farm:	
2 years or less	-
3 to 4 years	1
5 to 9 years	4
10 years or more	30
Age group:	
Under 45 years	7
45 to 64 years	12
65 years and over	16
Average age of principal operator (years)	61.1

### Economic Characteristics

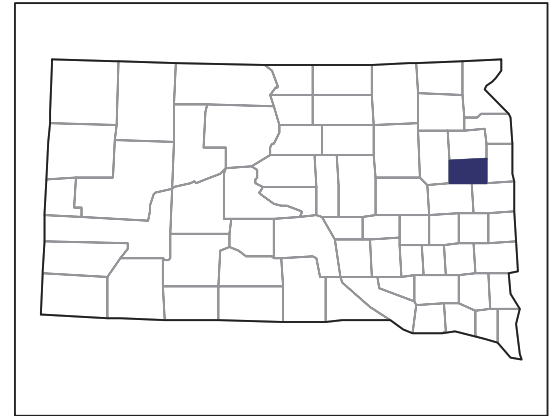
Item	Quantity
Farms by value of sales:	
Less than \$1,000	17
\$1,000 to \$2,499	8
\$2,500 to \$4,999	1
\$5,000 to \$9,999	2
\$10,000 to \$49,999	3
\$50,000 to \$99,999	-
\$100,000 to \$249,999	1
\$250,000 to \$499,999	2
\$500,000 or more	1
Total farm production expenses (\$1,000)	1,532
Average per farm (\$)	43,780
Net cash farm income of operation (\$1,000)	524
Average per farm (\$)	14,958
Value of agricultural products sold directly to individuals for human consumption (\$1,000)	(D)
Total organic product sales (\$1,000)	-
Total income from farm-related sources, gross before taxes and expenses (\$1,000)	234

See "Census of Agriculture, Volume 1, Geographic Area Series" for complete footnotes, explanations, definitions, and methodology.  
(D) Cannot be disclosed. (Z) Less than half of the unit shown.

# 2007 CENSUS OF AGRICULTURE

## Hamlin County – South Dakota

### Farms with Spanish, Hispanic, or Latino Operators Compared with All Farms



Data are not available at this geographic level for farms with Spanish, Hispanic, or Latino operators.



United States Department of Agriculture  
National Agricultural Statistics Service

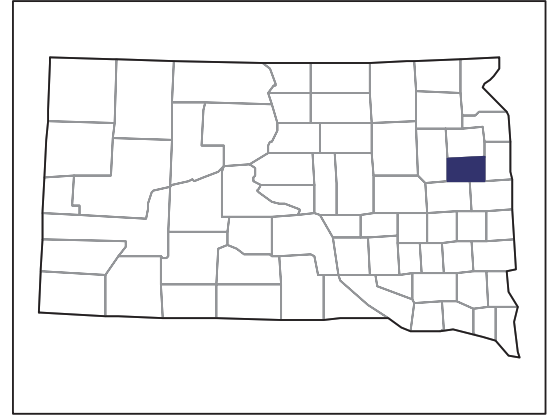
[www.agcensus.usda.gov](http://www.agcensus.usda.gov)



# 2007 CENSUS OF AGRICULTURE

## Hamlin County – South Dakota

### Farms with American Indian or Alaska Native Operators Compared with All Farms



Data are not available at this geographic level for farms with American Indian or Alaska Native operators.



United States Department of Agriculture  
National Agricultural Statistics Service

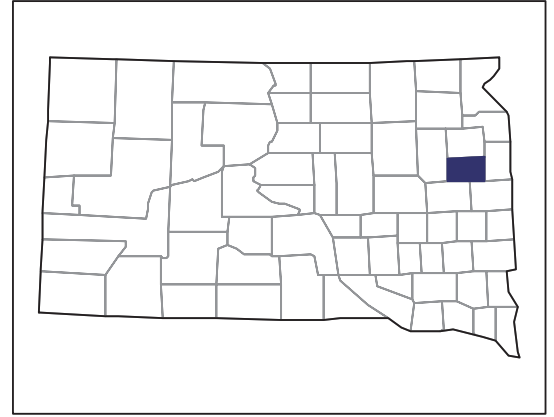
[www.agcensus.usda.gov](http://www.agcensus.usda.gov)



# 2007 CENSUS OF AGRICULTURE

**Hamlin County – South Dakota**

**Farms with Asian Operators  
Compared with All Farms**



**Data are not available at this geographic level for farms with Asian operators.**



United States Department of Agriculture  
National Agricultural Statistics Service

[www.agcensus.usda.gov](http://www.agcensus.usda.gov)

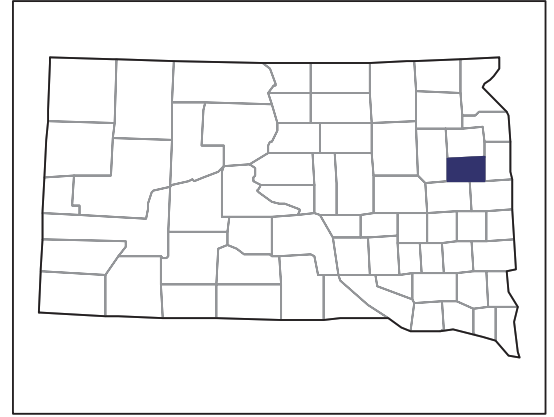




# 2007 CENSUS OF AGRICULTURE

## Hamlin County – South Dakota

### Farms with Black or African American Operators Compared with All Farms



Data are not available at this geographic level for farms with Black or African American operators.



United States Department of Agriculture  
National Agricultural Statistics Service

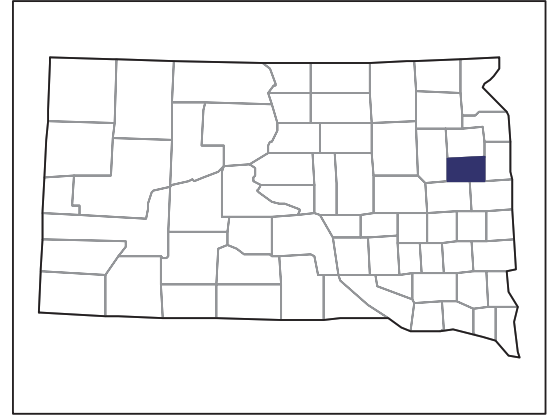
[www.agcensus.usda.gov](http://www.agcensus.usda.gov)



# 2007 CENSUS *OF* AGRICULTURE

## Hamlin County – South Dakota

### Farms with Native Hawaiian or Other Pacific Islander Operators Compared with All Farms



Data are not available at this geographic level for farms with Native Hawaiian or Other Pacific Islander operators.



United States Department of Agriculture  
National Agricultural Statistics Service

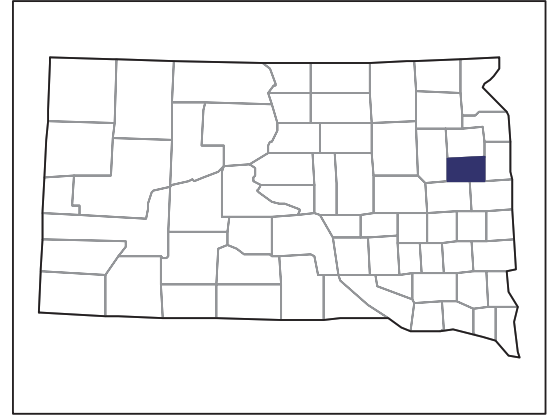
[www.agcensus.usda.gov](http://www.agcensus.usda.gov)



# 2007 CENSUS OF AGRICULTURE

**Hamlin County – South Dakota**

**Farms with White Operators  
Compared with All Farms**



**Data are not available at this geographic level for farms with White operators.**



United States Department of Agriculture  
National Agricultural Statistics Service

[www.agcensus.usda.gov](http://www.agcensus.usda.gov)

