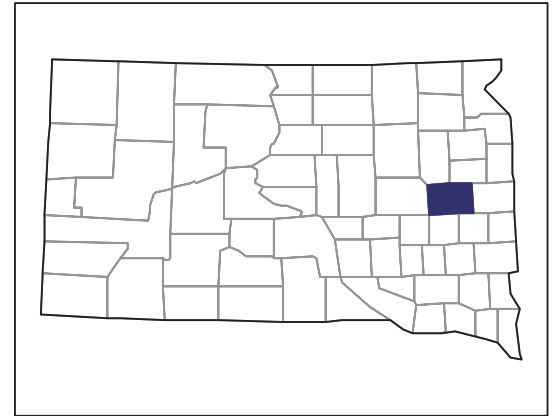


# 2007 CENSUS OF AGRICULTURE



## Kingsbury County – South Dakota

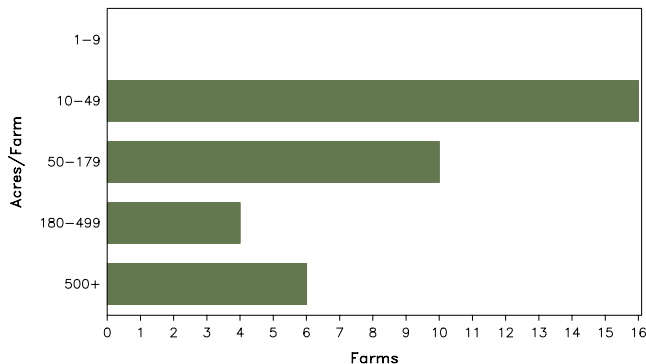
### Farms with Women Principal Operators Compared with All Farms

	Women Principal Operators	All Farms
<b>Number of Farms</b>	36	551
<b>Land in Farms</b>	13,947 acres	477,481 acres
<b>Average Size of Farm</b>	387 acres	867 acres
<b>Market Value of Products Sold</b>	\$5,969,000	\$172,487,000
Crop Sales	(D)	\$91,139,000
Livestock Sales	(D)	\$81,348,000
Average Per Farm	\$165,796	\$313,044
<b>Government Payments</b>	\$177,000	\$5,771,000
Average Per Farm Receiving Payments	\$6,538	\$13,176

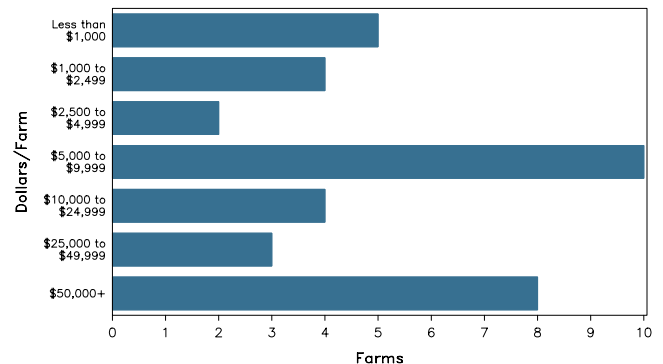
See footnotes on reverse page.

### Farms with Women Principal Operators

Farms by Size



Farms by Economic Size



# 2007 CENSUS OF AGRICULTURE

## Kingsbury County – South Dakota Farms with Women Principal Operators

### Selected Highlights

Item	Farms	Quantity
<b>MARKET VALUE OF AGRICULTURAL PRODUCTS SOLD (\$1,000)</b>		
Total value of agricultural products sold	36	5,969
Value of crops including nursery and greenhouse	18	(D)
Value of livestock, poultry, and their products	11	(D)
<b>VALUE OF SALES BY COMMODITY GROUP (\$1,000)</b>		
Grains, oilseeds, dry beans, and dry peas	14	3,888
Tobacco	-	-
Cotton and cottonseed	-	-
Vegetables, melons, potatoes and sweet potatoes	-	-
Fruits, tree nuts, and berries	-	-
Nursery, greenhouse, floriculture, and sod	2	(D)
Cut Christmas trees and short rotation woody crops	-	-
Other crops and hay	5	(D)
Poultry and eggs	2	(D)
Cattle and calves	8	(D)
Milk and other dairy products from cows	-	-
Hogs and pigs	1	(D)
Sheep, goats, and their products	2	(D)
Horses, ponies, mules, burros, and donkeys	-	-
Aquaculture	-	-
Other animals and other animal products	-	-
<b>TOP CROP ITEMS (acres)</b>		
Corn for grain	13	6,532
Soybeans for beans	7	3,033
Wheat for grain, all	2	(D)
Forage - land used for all hay and haylage, grass silage, and greenchop	7	537
Oats for grain	1	(D)
<b>TOP LIVESTOCK INVENTORY ITEMS (number)</b>		
Hogs and pigs	1	(D)
Cattle and calves	8	1,187
Layers	4	42
Sheep and lambs	3	34
Horses and ponies	6	26

### Operator Characteristics

Item	Quantity
Primary occupation:	
Farming	17
Other	19
Days worked off farm:	
None	18
Any	18
Years on present farm:	
2 years or less	5
3 to 4 years	-
5 to 9 years	6
10 years or more	25
Age group:	
Under 45 years	4
45 to 64 years	16
65 years and over	16
Average age of principal operator (years)	62.1

### Economic Characteristics

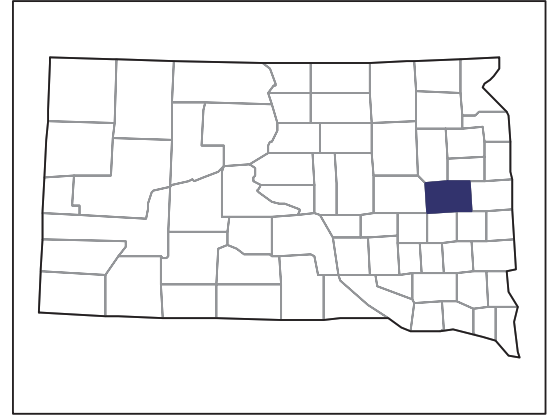
Item	Quantity
Farms by value of sales:	
Less than \$1,000	18
\$1,000 to \$2,499	-
\$2,500 to \$4,999	4
\$5,000 to \$9,999	2
\$10,000 to \$49,999	4
\$50,000 to \$99,999	3
\$100,000 to \$249,999	-
\$250,000 to \$499,999	-
\$500,000 or more	5
Total farm production expenses (\$1,000)	2,721
Average per farm (\$)	75,570
Net cash farm income of operation (\$1,000)	3,652
Average per farm (\$)	101,447
Value of agricultural products sold directly to individuals for human consumption (\$1,000)	-
Total organic product sales (\$1,000)	-
Total income from farm-related sources, gross before taxes and expenses (\$1,000)	227

See "Census of Agriculture, Volume 1, Geographic Area Series" for complete footnotes, explanations, definitions, and methodology.  
(D) Cannot be disclosed. (Z) Less than half of the unit shown.

# 2007 CENSUS OF AGRICULTURE

## Kingsbury County – South Dakota

### Farms with Spanish, Hispanic, or Latino Operators Compared with All Farms



Data are not available at this geographic level for farms with Spanish, Hispanic, or Latino operators.



United States Department of Agriculture  
National Agricultural Statistics Service

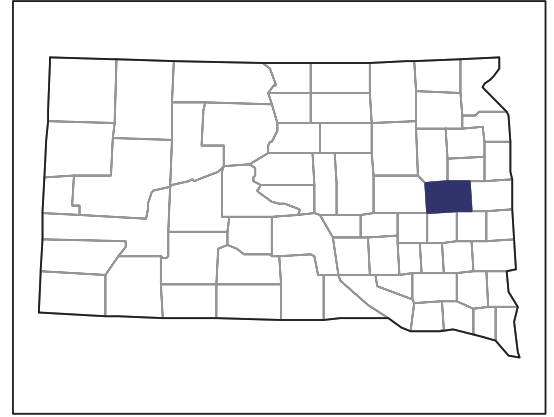
[www.agcensus.usda.gov](http://www.agcensus.usda.gov)



# 2007 CENSUS OF AGRICULTURE

## Kingsbury County – South Dakota

### Farms with American Indian or Alaska Native Operators Compared with All Farms



Data are not available at this geographic level for farms with American Indian or Alaska Native operators.



United States Department of Agriculture  
National Agricultural Statistics Service

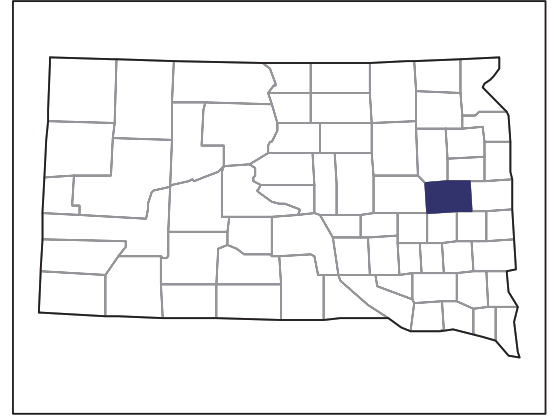
[www.agcensus.usda.gov](http://www.agcensus.usda.gov)



# 2007 CENSUS OF AGRICULTURE

## Kingsbury County – South Dakota

### Farms with Asian Operators Compared with All Farms



Data are not available at this geographic level for farms with Asian operators.



United States Department of Agriculture  
National Agricultural Statistics Service

[www.agcensus.usda.gov](http://www.agcensus.usda.gov)

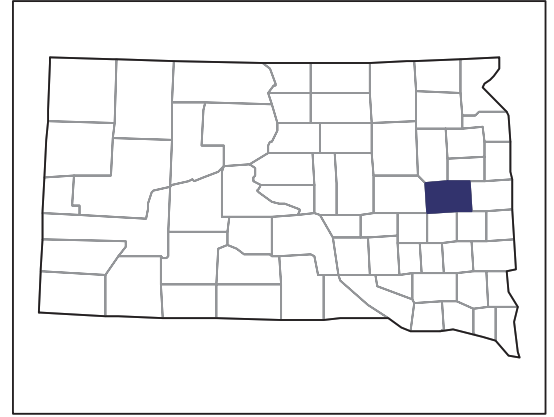




# 2007 CENSUS OF AGRICULTURE

## Kingsbury County – South Dakota

### Farms with Black or African American Operators Compared with All Farms



Data are not available at this geographic level for farms with Black or African American operators.



United States Department of Agriculture  
National Agricultural Statistics Service

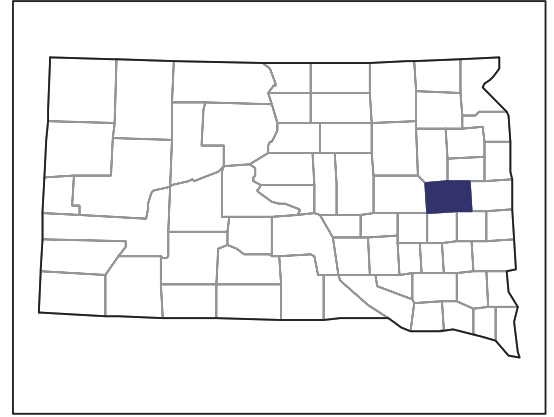
[www.agcensus.usda.gov](http://www.agcensus.usda.gov)



# 2007 CENSUS OF AGRICULTURE

## Kingsbury County – South Dakota

### Farms with Native Hawaiian or Other Pacific Islander Operators Compared with All Farms



Data are not available at this geographic level for farms with Native Hawaiian or Other Pacific Islander operators.



United States Department of Agriculture  
National Agricultural Statistics Service

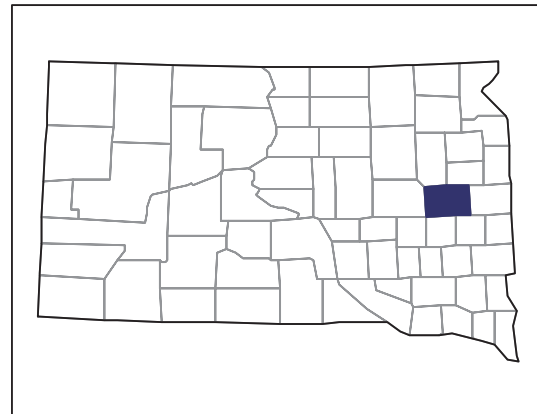
[www.agcensus.usda.gov](http://www.agcensus.usda.gov)



# 2007 CENSUS OF AGRICULTURE

## Kingsbury County – South Dakota

### Farms with White Operators Compared with All Farms



Data are not available at this geographic level for farms with White operators.



United States Department of Agriculture  
National Agricultural Statistics Service

[www.agcensus.usda.gov](http://www.agcensus.usda.gov)

