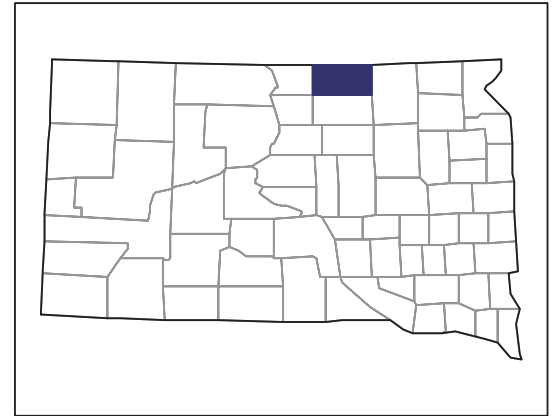


2007 CENSUS OF AGRICULTURE



McPherson County – South Dakota

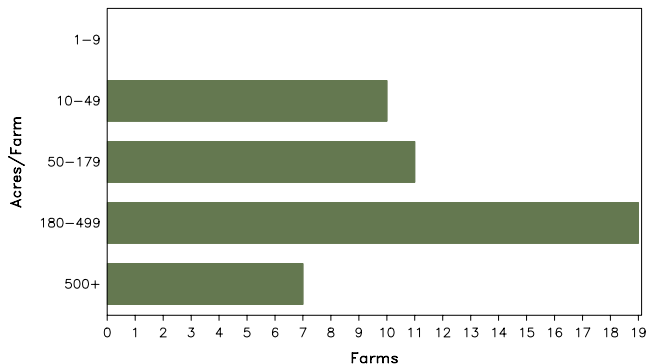
Farms with Women Principal Operators Compared with All Farms

	Women Principal Operators	All Farms
Number of Farms	47	398
Land in Farms	19,384 acres	518,187 acres
Average Size of Farm	412 acres	1,302 acres
Market Value of Products Sold	\$2,368,000	\$84,858,000
Crop Sales	\$1,282,000	\$28,283,000
Livestock Sales	\$1,086,000	\$56,575,000
Average Per Farm	\$50,388	\$213,210
Government Payments	\$217,000	\$3,206,000
Average Per Farm Receiving Payments	\$6,034	\$9,512

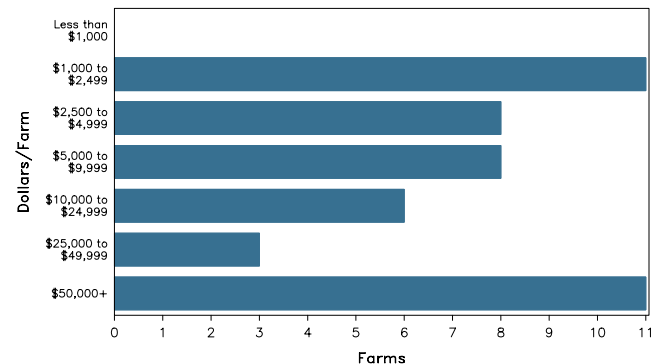
See footnotes on reverse page.

Farms with Women Principal Operators

Farms by Size



Farms by Economic Size



2007 CENSUS OF AGRICULTURE

McPherson County – South Dakota Farms with Women Principal Operators

Selected Highlights

Item	Farms	Quantity
MARKET VALUE OF AGRICULTURAL PRODUCTS SOLD (\$1,000)		
Total value of agricultural products sold	47	2,368
Value of crops including nursery and greenhouse	14	1,282
Value of livestock, poultry, and their products	18	1,086
VALUE OF SALES BY COMMODITY GROUP (\$1,000)		
Grains, oilseeds, dry beans, and dry peas	7	1,240
Tobacco	-	-
Cotton and cottonseed	-	-
Vegetables, melons, potatoes and sweet potatoes	-	-
Fruits, tree nuts, and berries	-	-
Nursery, greenhouse, floriculture, and sod	-	-
Cut Christmas trees and short rotation woody crops	-	-
Other crops and hay	10	42
Poultry and eggs	1	(D)
Cattle and calves	14	982
Milk and other dairy products from cows	1	(D)
Hogs and pigs	1	(D)
Sheep, goats, and their products	2	(D)
Horses, ponies, mules, burros, and donkeys	3	4
Aquaculture	-	-
Other animals and other animal products	1	(D)
TOP CROP ITEMS (acres)		
Wheat for grain, all	5	1,790
Forage - land used for all hay and haylage, grass silage, and greenchop	12	1,445
Corn for grain	6	1,036
Soybeans for beans	2	(D)
Oats for grain	4	575
TOP LIVESTOCK INVENTORY ITEMS (number)		
Cattle and calves	13	2,565
Bison	1	(D)
Sheep and lambs	1	(D)
Horses and ponies	9	114
Layers	2	(D)

Operator Characteristics

Item	Quantity
Primary occupation:	
Farming	17
Other	30
Days worked off farm:	
None	24
Any	23
Years on present farm:	
2 years or less	3
3 to 4 years	8
5 to 9 years	7
10 years or more	29
Age group:	
Under 45 years	11
45 to 64 years	14
65 years and over	22
Average age of principal operator (years)	58.2

Economic Characteristics

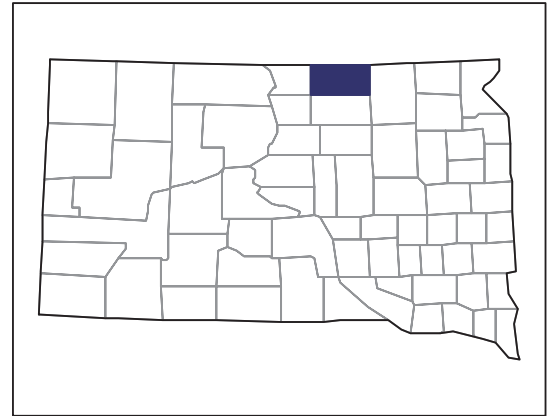
Item	Quantity
Farms by value of sales:	
Less than \$1,000	21
\$1,000 to \$2,499	5
\$2,500 to \$4,999	2
\$5,000 to \$9,999	2
\$10,000 to \$49,999	6
\$50,000 to \$99,999	6
\$100,000 to \$249,999	3
\$250,000 to \$499,999	1
\$500,000 or more	1
Total farm production expenses (\$1,000)	1,899
Average per farm (\$)	40,398
Net cash farm income of operation (\$1,000)	1,130
Average per farm (\$)	24,042
Value of agricultural products sold directly to individuals for human consumption (\$1,000)	(D)
Total organic product sales (\$1,000)	-
Total income from farm-related sources, gross before taxes and expenses (\$1,000)	443

See "Census of Agriculture, Volume 1, Geographic Area Series" for complete footnotes, explanations, definitions, and methodology.
(D) Cannot be disclosed. (Z) Less than half of the unit shown.

2007 CENSUS OF AGRICULTURE

McPherson County – South Dakota

Farms with Spanish, Hispanic, or Latino Operators Compared with All Farms



Data are not available at this geographic level for farms with Spanish, Hispanic, or Latino operators.



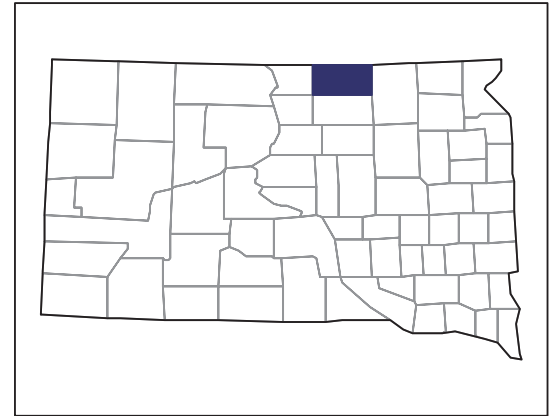
United States Department of Agriculture
National Agricultural Statistics Service

www.agcensus.usda.gov

2007 CENSUS OF AGRICULTURE

McPherson County – South Dakota

Farms with American Indian or Alaska Native Operators Compared with All Farms



Data are not available at this geographic level for farms with American Indian or Alaska Native operators.



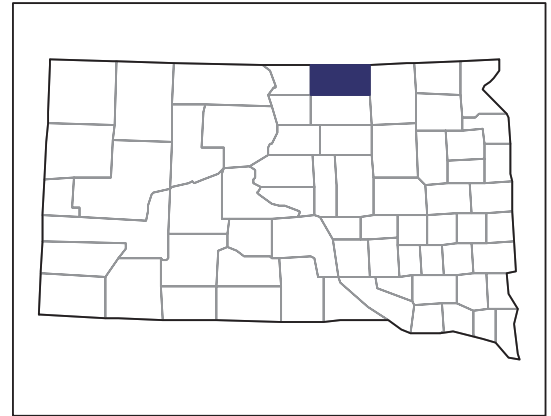
United States Department of Agriculture
National Agricultural Statistics Service

www.agcensus.usda.gov

2007 CENSUS OF AGRICULTURE

McPherson County – South Dakota

**Farms with Asian Operators
Compared with All Farms**



Data are not available at this geographic level for farms with Asian operators.



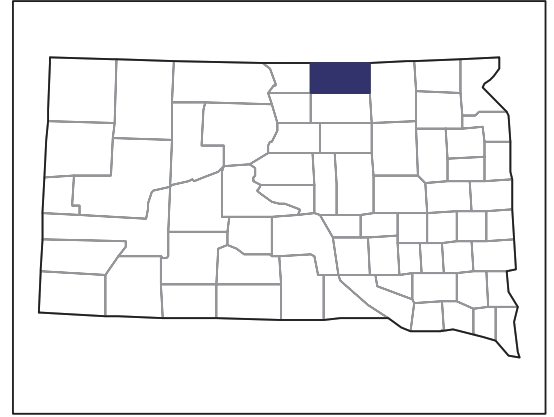
United States Department of Agriculture
National Agricultural Statistics Service

www.agcensus.usda.gov

2007 CENSUS OF AGRICULTURE

McPherson County – South Dakota

Farms with Black or African American Operators Compared with All Farms



Data are not available at this geographic level for farms with Black or African American operators.



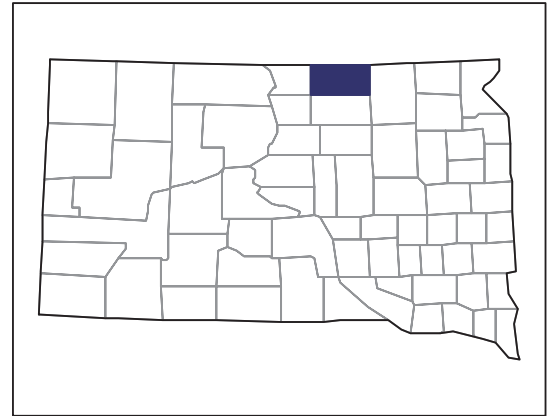
United States Department of Agriculture
National Agricultural Statistics Service

www.agcensus.usda.gov

2007 CENSUS *OF* AGRICULTURE

McPherson County – South Dakota

**Farms with Native Hawaiian or Other
Pacific Islander Operators Compared
with All Farms**



Data are not available at this geographic level for farms with Native Hawaiian or Other Pacific Islander operators.



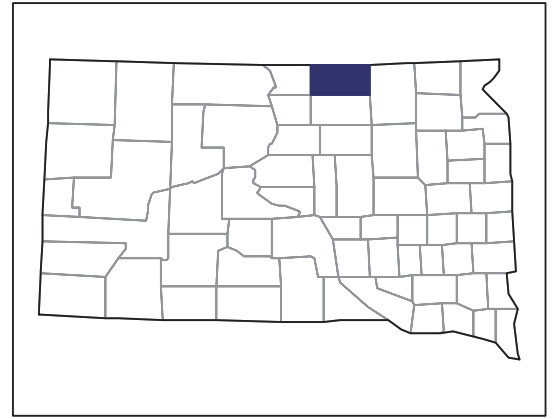
United States Department of Agriculture
National Agricultural Statistics Service

www.agcensus.usda.gov

2007 CENSUS OF AGRICULTURE

McPherson County – South Dakota

**Farms with White Operators
Compared with All Farms**



Data are not available at this geographic level for farms with White operators.



United States Department of Agriculture
National Agricultural Statistics Service

www.agcensus.usda.gov

