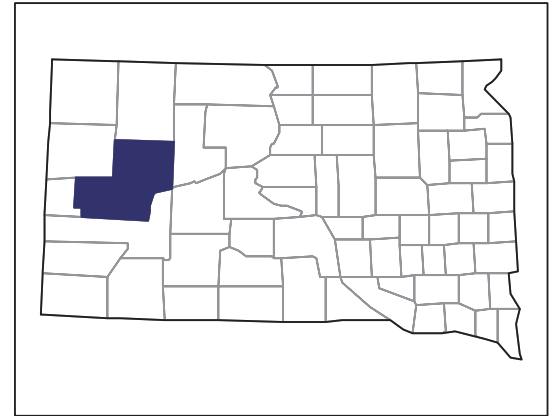


2007 CENSUS OF AGRICULTURE



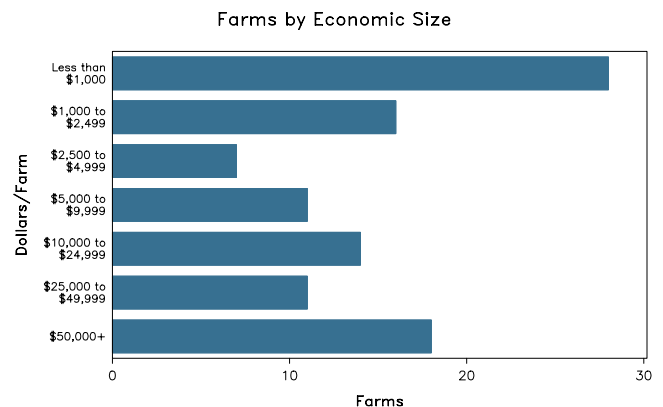
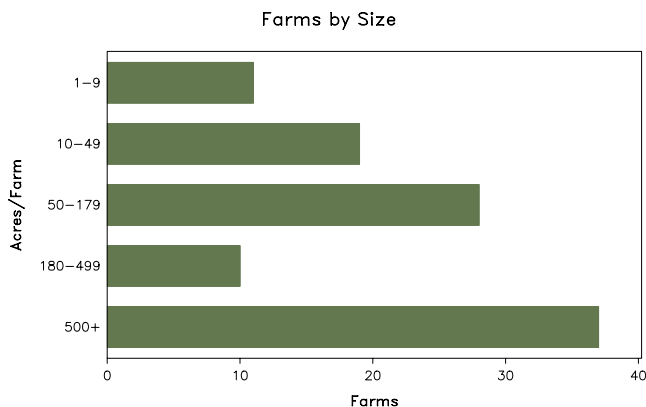
Meade County – South Dakota

Farms with Women Principal Operators Compared with All Farms

	Women Principal Operators	All Farms
Number of Farms	105	879
Land in Farms	99,503 acres	2,208,880 acres
Average Size of Farm	948 acres	2,513 acres
Market Value of Products Sold	\$3,450,000	\$78,408,000
Crop Sales	\$582,000	\$20,292,000
Livestock Sales	\$2,868,000	\$58,116,000
Average Per Farm	\$32,856	\$89,201
Government Payments	\$264,000	\$5,967,000
Average Per Farm Receiving Payments	\$8,794	\$13,942

See footnotes on reverse page.

Farms with Women Principal Operators



2007 CENSUS OF AGRICULTURE

Meade County – South Dakota Farms with Women Principal Operators

Selected Highlights

Item	Farms	Quantity
MARKET VALUE OF AGRICULTURAL PRODUCTS SOLD (\$1,000)		
Total value of agricultural products sold	105	3,450
Value of crops including nursery and greenhouse	33	582
Value of livestock, poultry, and their products	56	2,868
VALUE OF SALES BY COMMODITY GROUP (\$1,000)		
Grains, oilseeds, dry beans, and dry peas	7	(D)
Tobacco	-	-
Cotton and cottonseed	-	-
Vegetables, melons, potatoes and sweet potatoes	-	-
Fruits, tree nuts, and berries	-	-
Nursery, greenhouse, floriculture, and sod	-	-
Cut Christmas trees and short rotation woody crops	-	-
Other crops and hay	26	(D)
Poultry and eggs	5	5
Cattle and calves	44	2,536
Milk and other dairy products from cows	2	(D)
Hogs and pigs	-	-
Sheep, goats, and their products	7	143
Horses, ponies, mules, burros, and donkeys	10	80
Aquaculture	-	-
Other animals and other animal products	3	(D)
TOP CROP ITEMS (acres)		
Forage - land used for all hay and haylage, grass silage, and greenchop	53	10,092
Wheat for grain, all	7	1,200
TOP LIVESTOCK INVENTORY ITEMS (number)		
Cattle and calves	51	4,424
Sheep and lambs	7	597
Horses and ponies	58	569
Layers	7	179
Bison	1	(D)

Operator Characteristics

Item	Quantity
Primary occupation:	
Farming	46
Other	59
Days worked off farm:	
None	46
Any	59
Years on present farm:	
2 years or less	5
3 to 4 years	7
5 to 9 years	19
10 years or more	74
Age group:	
Under 45 years	17
45 to 64 years	60
65 years and over	28
Average age of principal operator (years)	57.4

Economic Characteristics

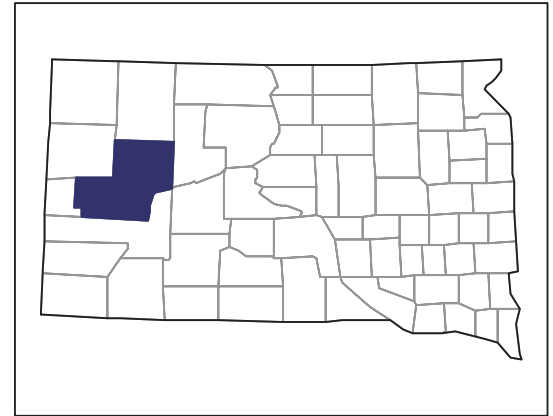
Item	Quantity
Farms by value of sales:	
Less than \$1,000	31
\$1,000 to \$2,499	16
\$2,500 to \$4,999	10
\$5,000 to \$9,999	11
\$10,000 to \$49,999	20
\$50,000 to \$99,999	8
\$100,000 to \$249,999	4
\$250,000 to \$499,999	5
\$500,000 or more	-
Total farm production expenses (\$1,000)	3,221
Average per farm (\$)	30,674
Net cash farm income of operation (\$1,000)	948
Average per farm (\$)	9,030
Value of agricultural products sold directly to individuals for human consumption (\$1,000)	(D)
Total organic product sales (\$1,000)	-
Total income from farm-related sources, gross before taxes and expenses (\$1,000)	455

See "Census of Agriculture, Volume 1, Geographic Area Series" for complete footnotes, explanations, definitions, and methodology.
(D) Cannot be disclosed. (Z) Less than half of the unit shown.

2007 CENSUS OF AGRICULTURE

Meade County – South Dakota

Farms with Spanish, Hispanic, or Latino Operators Compared with All Farms



Data are not available at this geographic level for farms with Spanish, Hispanic, or Latino operators.



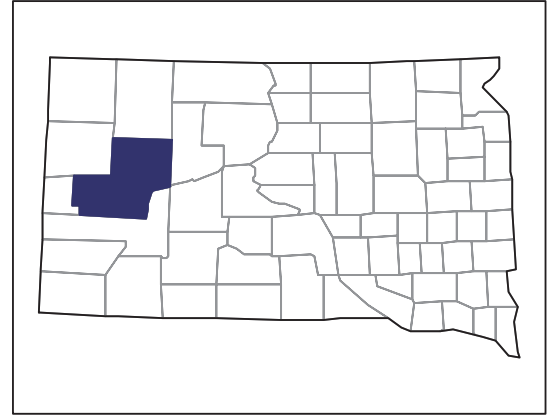
United States Department of Agriculture
National Agricultural Statistics Service

www.agcensus.usda.gov

2007 CENSUS OF AGRICULTURE

Meade County – South Dakota

Farms with American Indian or Alaska Native Operators Compared with All Farms



Data are not available at this geographic level for farms with American Indian or Alaska Native operators.



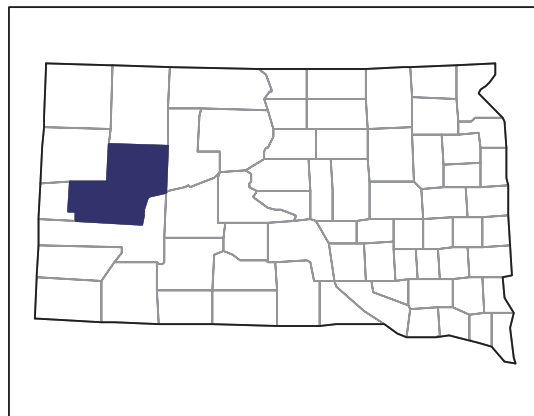
United States Department of Agriculture
National Agricultural Statistics Service

www.agcensus.usda.gov

2007 CENSUS OF AGRICULTURE

Meade County – South Dakota

**Farms with Asian Operators
Compared with All Farms**



Data are not available at this geographic level for farms with Asian operators.



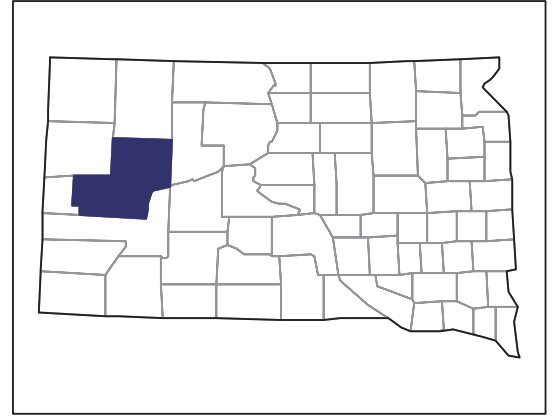
United States Department of Agriculture
National Agricultural Statistics Service

www.agcensus.usda.gov

2007 CENSUS OF AGRICULTURE

Meade County – South Dakota

Farms with Black or African American Operators Compared with All Farms



Data are not available at this geographic level for farms with Black or African American operators.



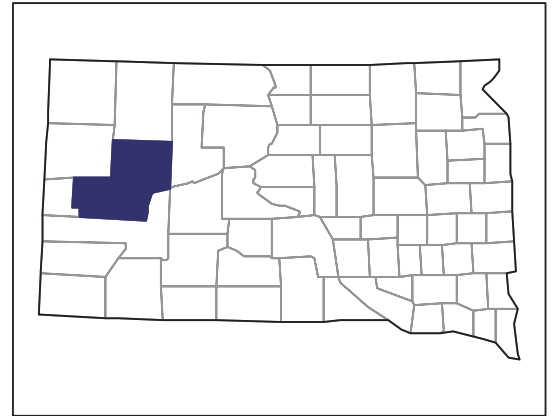
United States Department of Agriculture
National Agricultural Statistics Service

www.agcensus.usda.gov

2007 CENSUS OF AGRICULTURE

Meade County – South Dakota

Farms with Native Hawaiian or Other Pacific Islander Operators Compared with All Farms



Data are not available at this geographic level for farms with Native Hawaiian or Other Pacific Islander operators.



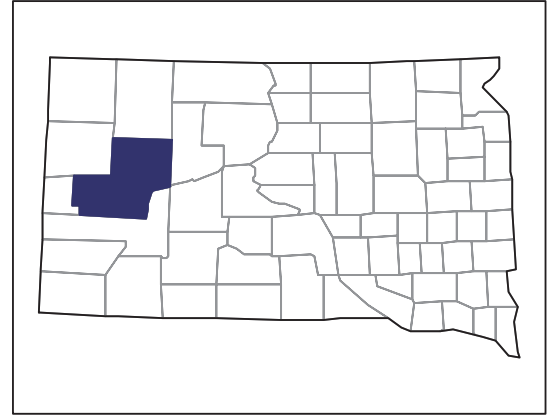
United States Department of Agriculture
National Agricultural Statistics Service

www.agcensus.usda.gov

2007 CENSUS OF AGRICULTURE

Meade County – South Dakota

Farms with White Operators Compared with All Farms



Data are not available at this geographic level for farms with White operators.



United States Department of Agriculture
National Agricultural Statistics Service

www.agcensus.usda.gov

