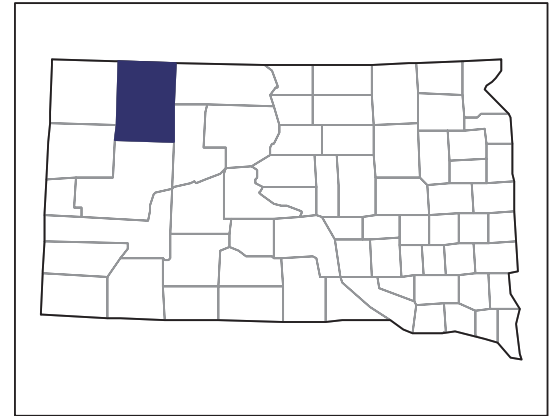


# 2007 CENSUS OF AGRICULTURE



## Perkins County – South Dakota

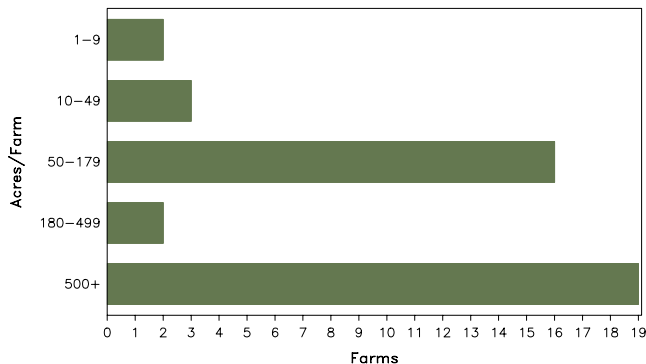
### Farms with Women Principal Operators Compared with All Farms

	Women Principal Operators	All Farms
<b>Number of Farms</b>	42	432
<b>Land in Farms</b>	231,238 acres	1,829,157 acres
<b>Average Size of Farm</b>	5,506 acres	4,234 acres
<b>Market Value of Products Sold</b>	\$2,200,000	\$59,485,000
Crop Sales	\$513,000	\$13,751,000
Livestock Sales	\$1,687,000	\$45,734,000
Average Per Farm	\$52,381	\$137,696
<b>Government Payments</b>	\$230,000	\$5,362,000
Average Per Farm Receiving Payments	\$8,221	\$15,633

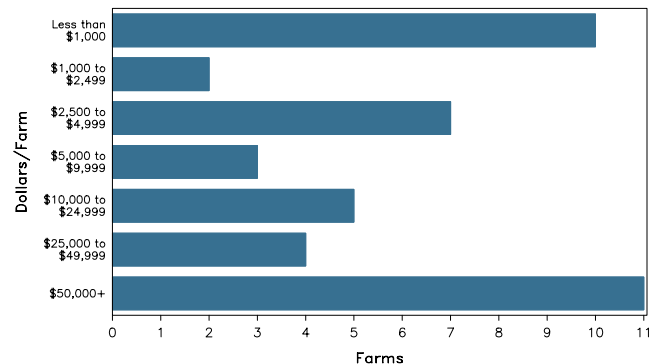
See footnotes on reverse page.

### Farms with Women Principal Operators

Farms by Size



Farms by Economic Size



# 2007 CENSUS OF AGRICULTURE

## Perkins County – South Dakota Farms with Women Principal Operators

### Selected Highlights

Item	Farms	Quantity
<b>MARKET VALUE OF AGRICULTURAL PRODUCTS SOLD (\$1,000)</b>		
Total value of agricultural products sold	42	2,200
Value of crops including nursery and greenhouse	13	513
Value of livestock, poultry, and their products	21	1,687
<b>VALUE OF SALES BY COMMODITY GROUP (\$1,000)</b>		
Grains, oilseeds, dry beans, and dry peas	10	476
Tobacco	-	-
Cotton and cottonseed	-	-
Vegetables, melons, potatoes and sweet potatoes	-	-
Fruits, tree nuts, and berries	-	-
Nursery, greenhouse, floriculture, and sod	-	-
Cut Christmas trees and short rotation woody crops	-	-
Other crops and hay	5	37
Poultry and eggs	2	(D)
Cattle and calves	16	1,500
Milk and other dairy products from cows	-	-
Hogs and pigs	-	-
Sheep, goats, and their products	5	(D)
Horses, ponies, mules, burros, and donkeys	1	(D)
Aquaculture	-	-
Other animals and other animal products	1	(D)
<b>TOP CROP ITEMS (acres)</b>		
Wheat for grain, all	10	3,424
Forage - land used for all hay and haylage, grass silage, and greenchop	16	2,586
Corn for silage or greenchop	2	(D)
Corn for grain	1	(D)
Barley for grain	2	(D)
<b>TOP LIVESTOCK INVENTORY ITEMS (number)</b>		
Colonies of bees	1	(D)
Cattle and calves	23	3,299
Sheep and lambs	4	624
Horses and ponies	17	108
Layers	2	(D)

### Operator Characteristics

Item	Quantity
Primary occupation:	
Farming	21
Other	21
Days worked off farm:	
None	24
Any	18
Years on present farm:	
2 years or less	3
3 to 4 years	5
5 to 9 years	9
10 years or more	25
Age group:	
Under 45 years	7
45 to 64 years	15
65 years and over	20
Average age of principal operator (years)	62.4

### Economic Characteristics

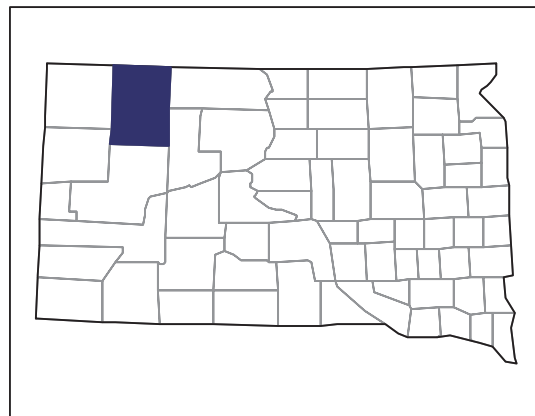
Item	Quantity
Farms by value of sales:	
Less than \$1,000	18
\$1,000 to \$2,499	1
\$2,500 to \$4,999	1
\$5,000 to \$9,999	5
\$10,000 to \$49,999	9
\$50,000 to \$99,999	2
\$100,000 to \$249,999	2
\$250,000 to \$499,999	3
\$500,000 or more	1
Total farm production expenses (\$1,000)	2,016
Average per farm (\$)	47,993
Net cash farm income of operation (\$1,000)	684
Average per farm (\$)	16,283
Value of agricultural products sold directly to individuals for human consumption (\$1,000)	-
Total organic product sales (\$1,000)	-
Total income from farm-related sources, gross before taxes and expenses (\$1,000)	269

See "Census of Agriculture, Volume 1, Geographic Area Series" for complete footnotes, explanations, definitions, and methodology.  
(D) Cannot be disclosed. (Z) Less than half of the unit shown.

# 2007 CENSUS *OF* AGRICULTURE

## Perkins County – South Dakota

### Farms with Spanish, Hispanic, or Latino Operators Compared with All Farms



Data are not available at this geographic level for farms with Spanish, Hispanic, or Latino operators.



United States Department of Agriculture  
National Agricultural Statistics Service

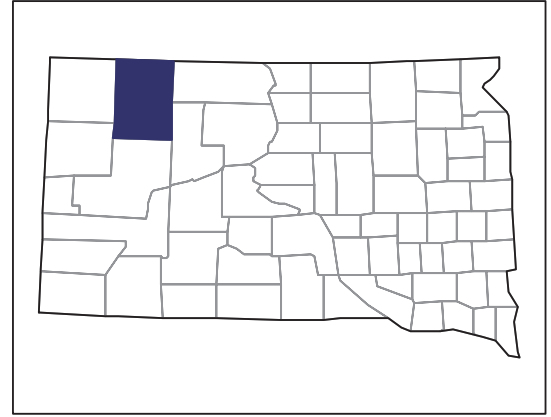
[www.agcensus.usda.gov](http://www.agcensus.usda.gov)



# 2007 CENSUS OF AGRICULTURE

## Perkins County – South Dakota

### Farms with American Indian or Alaska Native Operators Compared with All Farms



Data are not available at this geographic level for farms with American Indian or Alaska Native operators.



United States Department of Agriculture  
National Agricultural Statistics Service

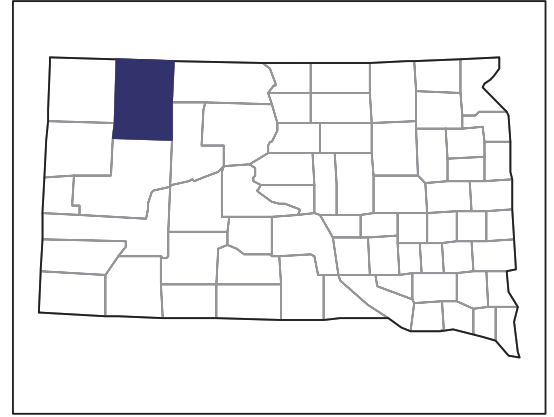
[www.agcensus.usda.gov](http://www.agcensus.usda.gov)



# 2007 CENSUS *OF* AGRICULTURE

**Perkins County – South Dakota**

**Farms with Asian Operators  
Compared with All Farms**



**Data are not available at this geographic level for farms with Asian operators.**



United States Department of Agriculture  
National Agricultural Statistics Service

[www.agcensus.usda.gov](http://www.agcensus.usda.gov)

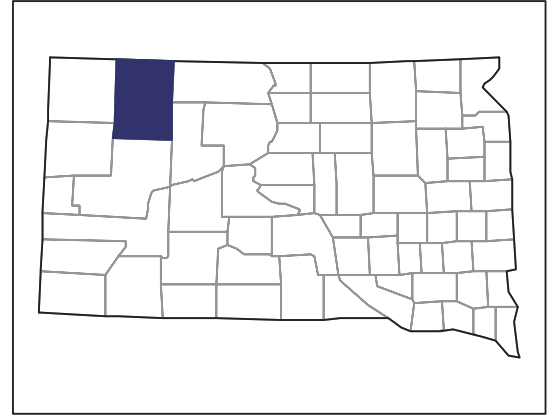




# 2007 CENSUS OF AGRICULTURE

## Perkins County – South Dakota

### Farms with Black or African American Operators Compared with All Farms



Data are not available at this geographic level for farms with Black or African American operators.



United States Department of Agriculture  
National Agricultural Statistics Service

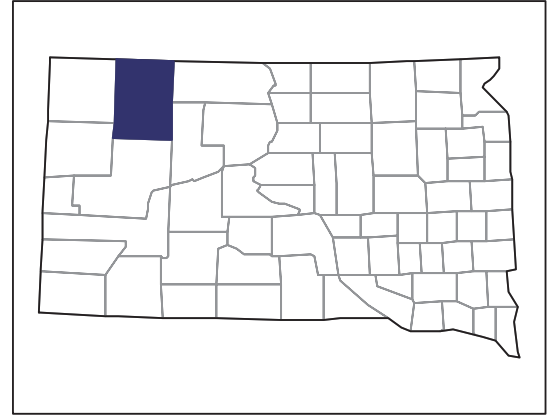
[www.agcensus.usda.gov](http://www.agcensus.usda.gov)



# 2007 CENSUS OF AGRICULTURE

## Perkins County – South Dakota

### Farms with Native Hawaiian or Other Pacific Islander Operators Compared with All Farms



Data are not available at this geographic level for farms with Native Hawaiian or Other Pacific Islander operators.



United States Department of Agriculture  
National Agricultural Statistics Service

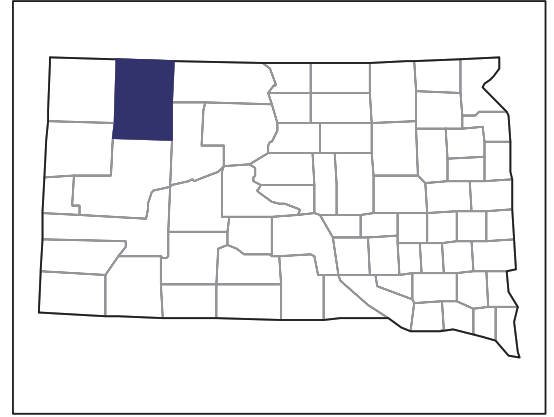
[www.agcensus.usda.gov](http://www.agcensus.usda.gov)



# 2007 CENSUS *OF* AGRICULTURE

## Perkins County – South Dakota

### Farms with White Operators Compared with All Farms



Data are not available at this geographic level for farms with White operators.



United States Department of Agriculture  
National Agricultural Statistics Service

[www.agcensus.usda.gov](http://www.agcensus.usda.gov)

