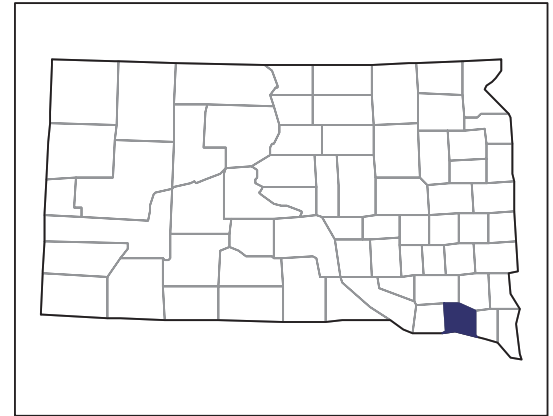


2007 CENSUS OF AGRICULTURE



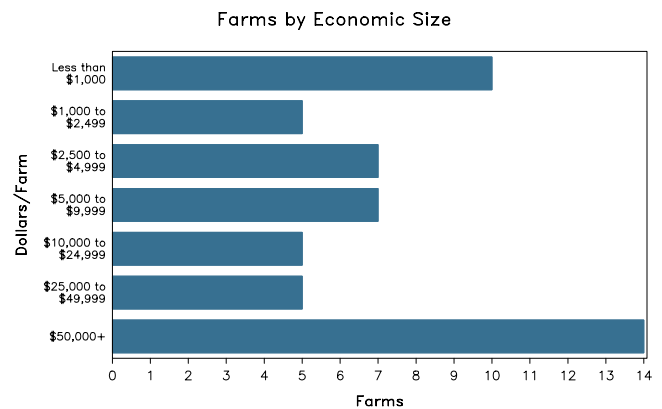
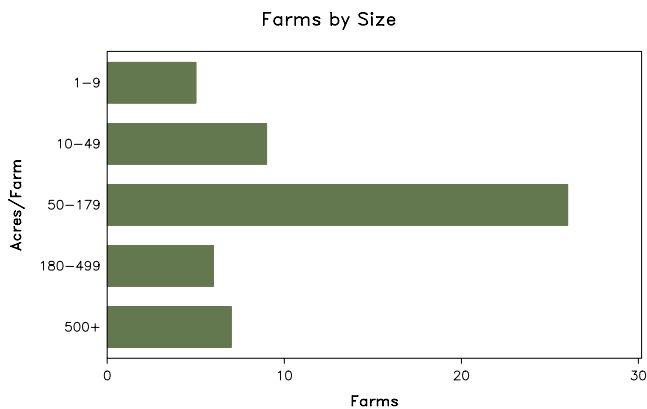
Yankton County – South Dakota

Farms with Women Principal Operators Compared with All Farms

	Women Principal Operators	All Farms
Number of Farms	53	658
Land in Farms	10,065 acres	322,242 acres
Average Size of Farm	190 acres	490 acres
Market Value of Products Sold	\$2,319,000	\$123,591,000
Crop Sales	\$1,438,000	\$68,510,000
Livestock Sales	\$881,000	\$55,081,000
Average Per Farm	\$43,748	\$187,828
Government Payments	\$113,000	\$3,961,000
Average Per Farm Receiving Payments	\$3,321	\$7,602

See footnotes on reverse page.

Farms with Women Principal Operators



2007 CENSUS OF AGRICULTURE

Yankton County – South Dakota Farms with Women Principal Operators

Selected Highlights

Item	Farms	Quantity
MARKET VALUE OF AGRICULTURAL PRODUCTS SOLD (\$1,000)		
Total value of agricultural products sold	53	2,319
Value of crops including nursery and greenhouse	21	1,438
Value of livestock, poultry, and their products	24	881
VALUE OF SALES BY COMMODITY GROUP (\$1,000)		
Grains, oilseeds, dry beans, and dry peas	16	(D)
Tobacco	-	-
Cotton and cottonseed	-	-
Vegetables, melons, potatoes and sweet potatoes	1	(D)
Fruits, tree nuts, and berries	1	(D)
Nursery, greenhouse, floriculture, and sod	-	-
Cut Christmas trees and short rotation woody crops	-	-
Other crops and hay	8	(D)
Poultry and eggs	3	-
Cattle and calves	16	694
Milk and other dairy products from cows	1	(D)
Hogs and pigs	3	(D)
Sheep, goats, and their products	7	(D)
Horses, ponies, mules, burros, and donkeys	3	(D)
Aquaculture	-	-
Other animals and other animal products	-	-
TOP CROP ITEMS (acres)		
Corn for grain	16	2,162
Soybeans for beans	11	1,993
Forage - land used for all hay and haylage, grass silage, and greenchop	19	738
Wheat for grain, all	3	392
Corn for silage or greenchop	2	(D)
TOP LIVESTOCK INVENTORY ITEMS (number)		
Cattle and calves	15	1,143
Sheep and lambs	8	703
Horses and ponies	16	90
Goats, all	2	(D)
Hogs and pigs	3	27

Operator Characteristics

Item	Quantity
Primary occupation:	
Farming	17
Other	36
Days worked off farm:	
None	20
Any	33
Years on present farm:	
2 years or less	4
3 to 4 years	-
5 to 9 years	7
10 years or more	42
Age group:	
Under 45 years	11
45 to 64 years	30
65 years and over	12
Average age of principal operator (years)	55.9

Economic Characteristics

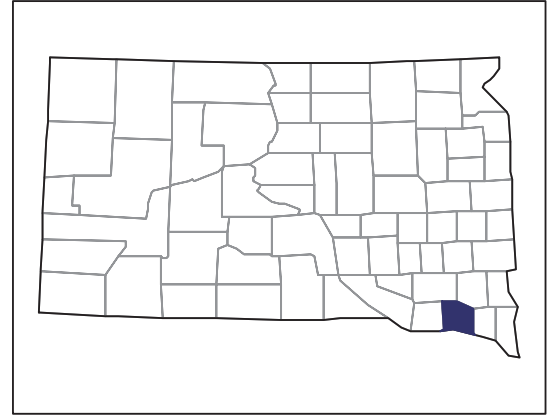
Item	Quantity
Farms by value of sales:	
Less than \$1,000	21
\$1,000 to \$2,499	3
\$2,500 to \$4,999	4
\$5,000 to \$9,999	1
\$10,000 to \$49,999	10
\$50,000 to \$99,999	5
\$100,000 to \$249,999	7
\$250,000 to \$499,999	2
\$500,000 or more	-
Total farm production expenses (\$1,000)	1,894
Average per farm (\$)	35,730
Net cash farm income of operation (\$1,000)	824
Average per farm (\$)	15,553
Value of agricultural products sold directly to individuals for human consumption (\$1,000)	11
Total organic product sales (\$1,000)	(D)
Total income from farm-related sources, gross before taxes and expenses (\$1,000)	286

See "Census of Agriculture, Volume 1, Geographic Area Series" for complete footnotes, explanations, definitions, and methodology.
(D) Cannot be disclosed. (Z) Less than half of the unit shown.

2007 CENSUS *OF* AGRICULTURE

Yankton County – South Dakota

Farms with Spanish, Hispanic, or Latino Operators Compared with All Farms



Data are not available at this geographic level for farms with Spanish, Hispanic, or Latino operators.



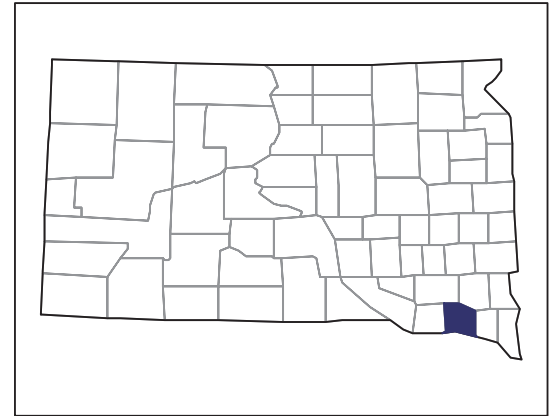
United States Department of Agriculture
National Agricultural Statistics Service

www.agcensus.usda.gov

2007 CENSUS OF AGRICULTURE

Yankton County – South Dakota

Farms with American Indian or Alaska Native Operators Compared with All Farms



Data are not available at this geographic level for farms with American Indian or Alaska Native operators.



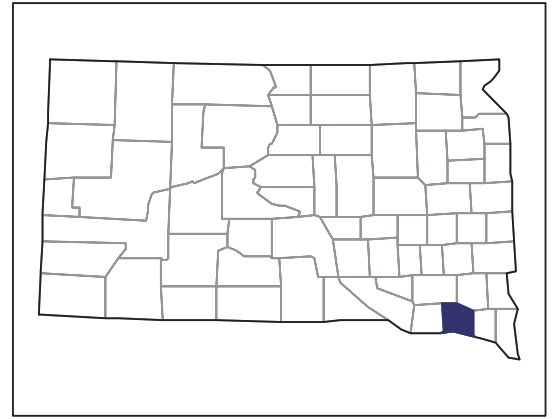
United States Department of Agriculture
National Agricultural Statistics Service

www.agcensus.usda.gov

2007 CENSUS *OF* AGRICULTURE

Yankton County – South Dakota

**Farms with Asian Operators
Compared with All Farms**



Data are not available at this geographic level for farms with Asian operators.



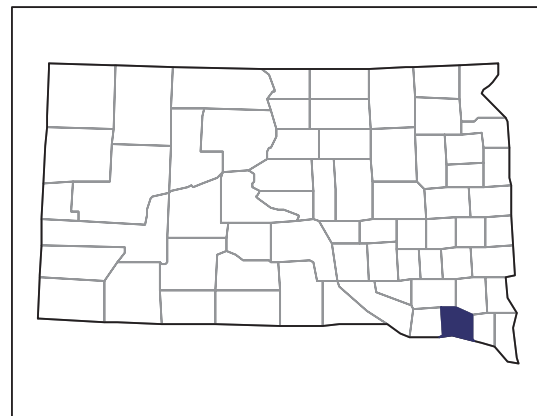
United States Department of Agriculture
National Agricultural Statistics Service

www.agcensus.usda.gov

2007 CENSUS OF AGRICULTURE

Yankton County – South Dakota

Farms with Black or African American Operators Compared with All Farms



Data are not available at this geographic level for farms with Black or African American operators.



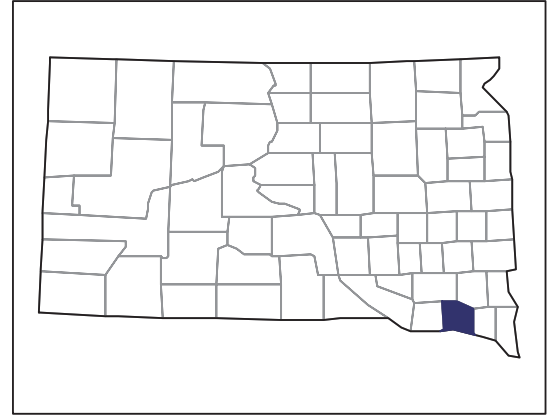
United States Department of Agriculture
National Agricultural Statistics Service

www.agcensus.usda.gov

2007 CENSUS OF AGRICULTURE

Yankton County – South Dakota

Farms with Native Hawaiian or Other Pacific Islander Operators Compared with All Farms



Data are not available at this geographic level for farms with Native Hawaiian or Other Pacific Islander operators.



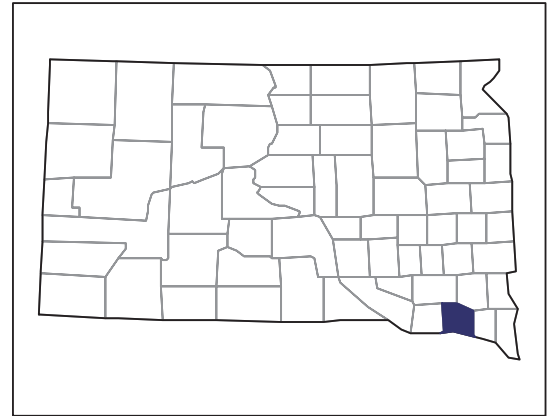
United States Department of Agriculture
National Agricultural Statistics Service

www.agcensus.usda.gov

2007 CENSUS OF AGRICULTURE

Yankton County – South Dakota

Farms with White Operators
Compared with All Farms



Data are not available at this geographic level for farms with White operators.



United States Department of Agriculture
National Agricultural Statistics Service

www.agcensus.usda.gov

