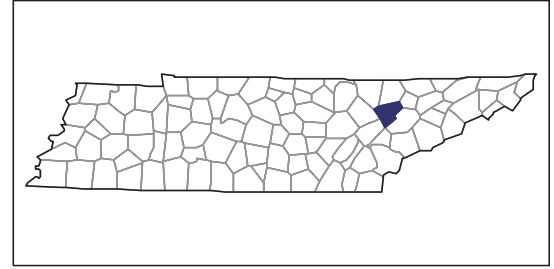


2007 CENSUS OF AGRICULTURE



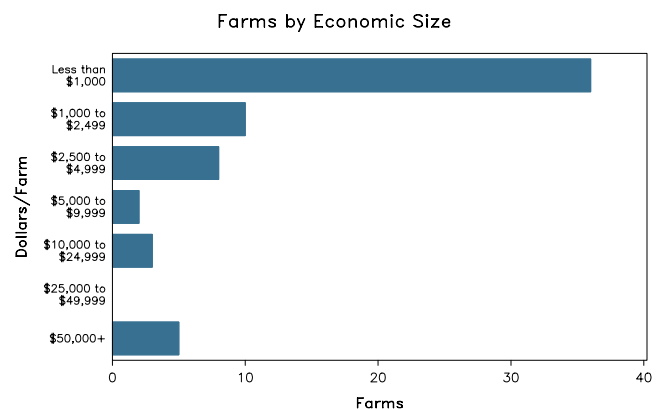
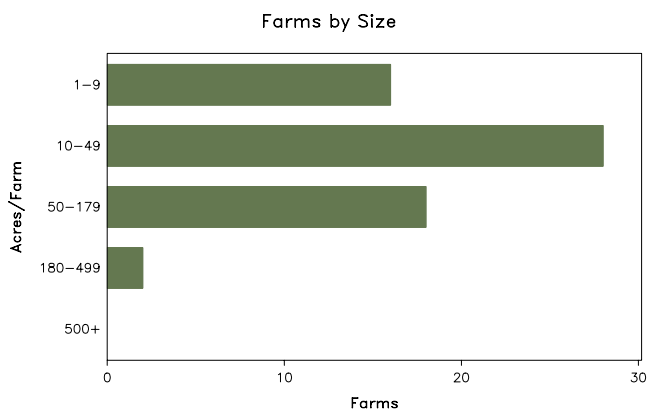
Anderson County – Tennessee

Farms with Women Principal Operators Compared with All Farms

	Women Principal Operators	All Farms
Number of Farms	64	538
Land in Farms	2,677 acres	40,135 acres
Average Size of Farm	42 acres	75 acres
Market Value of Products Sold	\$878,000	\$4,425,000
Crop Sales	\$713,000	\$1,155,000
Livestock Sales	\$165,000	\$3,270,000
Average Per Farm	\$13,720	\$8,224
Government Payments	\$1,000	\$20,000
Average Per Farm Receiving Payments	\$247	\$775

See footnotes on reverse page.

Farms with Women Principal Operators



2007 CENSUS OF AGRICULTURE

Anderson County – Tennessee Farms with Women Principal Operators

Selected Highlights

Item	Farms	Quantity
MARKET VALUE OF AGRICULTURAL PRODUCTS SOLD (\$1,000)		
Total value of agricultural products sold	64	878
Value of crops including nursery and greenhouse	27	713
Value of livestock, poultry, and their products	33	165
VALUE OF SALES BY COMMODITY GROUP (\$1,000)		
Grains, oilseeds, dry beans, and dry peas	1	(D)
Tobacco	-	-
Cotton and cottonseed	-	-
Vegetables, melons, potatoes and sweet potatoes	2	(D)
Fruits, tree nuts, and berries	4	1
Nursery, greenhouse, floriculture, and sod	6	(D)
Cut Christmas trees and short rotation woody crops	1	(D)
Other crops and hay	13	(D)
Poultry and eggs	9	3
Cattle and calves	22	(D)
Milk and other dairy products from cows	1	(D)
Hogs and pigs	-	-
Sheep, goats, and their products	2	(D)
Horses, ponies, mules, burros, and donkeys	3	1
Aquaculture	-	-
Other animals and other animal products	1	(D)
TOP CROP ITEMS (acres)		
Forage - land used for all hay and haylage, grass silage, and greenchop	39	774
Nursery stock	2	(D)
Cut Christmas trees	1	(D)
Vegetables harvested for sale	2	(D)
Beans, snap	1	(D)
TOP LIVESTOCK INVENTORY ITEMS (number)		
Cattle and calves	28	509
Layers	12	477
Quail	3	90
Horses and ponies	21	86
Goats, all	5	56

Operator Characteristics

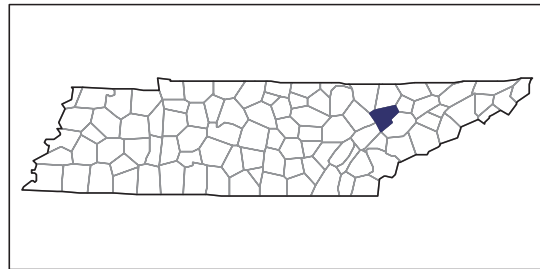
Item	Quantity
Primary occupation:	
Farming	15
Other	49
Days worked off farm:	
None	25
Any	39
Years on present farm:	
2 years or less	5
3 to 4 years	12
5 to 9 years	4
10 years or more	43
Age group:	
Under 45 years	15
45 to 64 years	28
65 years and over	21
Average age of principal operator (years)	58.1

Economic Characteristics

Item	Quantity
Farms by value of sales:	
Less than \$1,000	36
\$1,000 to \$2,499	10
\$2,500 to \$4,999	8
\$5,000 to \$9,999	2
\$10,000 to \$49,999	3
\$50,000 to \$99,999	3
\$100,000 to \$249,999	-
\$250,000 to \$499,999	2
\$500,000 or more	-
Total farm production expenses (\$1,000)	1,192
Average per farm (\$)	18,630
Net cash farm income of operation (\$1,000)	-280
Average per farm (\$)	-4,382
Value of agricultural products sold directly to individuals for human consumption (\$1,000)	2
Total organic product sales (\$1,000)	-
Total income from farm-related sources, gross before taxes and expenses (\$1,000)	33

See "Census of Agriculture, Volume 1, Geographic Area Series" for complete footnotes, explanations, definitions, and methodology.
(D) Cannot be disclosed. (Z) Less than half of the unit shown.

2007 CENSUS OF AGRICULTURE



Anderson County – Tennessee

Farms with Spanish, Hispanic, or Latino Operators Compared with All Farms

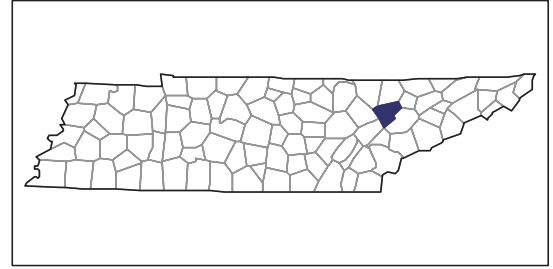
Data are not available at this geographic level for farms with Spanish, Hispanic, or Latino operators.



United States Department of Agriculture
National Agricultural Statistics Service

www.agcensus.usda.gov

2007 CENSUS OF AGRICULTURE



Anderson County – Tennessee

Farms with American Indian or Alaska Native Operators Compared with All Farms

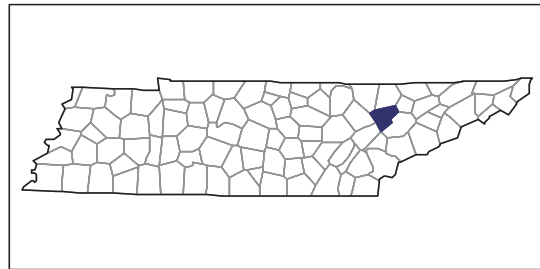
Data are not available at this geographic level for farms with American Indian or Alaska Native operators.



United States Department of Agriculture
National Agricultural Statistics Service

www.agcensus.usda.gov

2007 CENSUS OF AGRICULTURE



Anderson County – Tennessee

Farms with Asian Operators Compared with All Farms

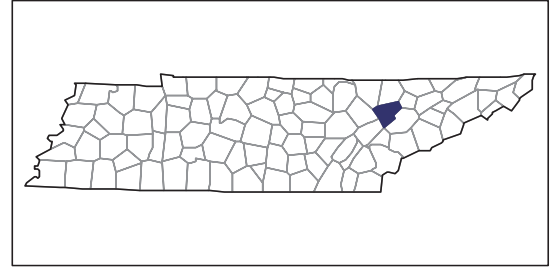
Data are not available at this geographic level for farms with Asian operators.



United States Department of Agriculture
National Agricultural Statistics Service

www.agcensus.usda.gov

2007 CENSUS OF AGRICULTURE



Anderson County – Tennessee

Farms with Black or African American Operators Compared with All Farms

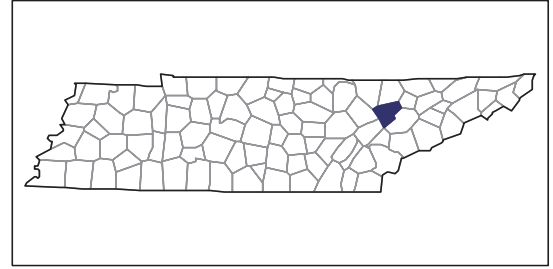
Data are not available at this geographic level for farms with Black or African American operators.



United States Department of Agriculture
National Agricultural Statistics Service

www.agcensus.usda.gov

2007 CENSUS OF AGRICULTURE



Anderson County – Tennessee

Farms with Native Hawaiian or Other Pacific Islander Operators Compared with All Farms

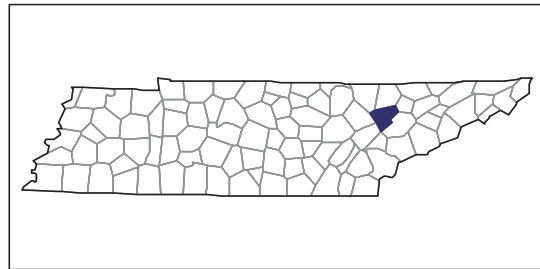
Data are not available at this geographic level for farms with Native Hawaiian or Other Pacific Islander operators.



United States Department of Agriculture
National Agricultural Statistics Service

www.agcensus.usda.gov

2007 CENSUS OF AGRICULTURE



Anderson County – Tennessee

Farms with White Operators Compared with All Farms

Data are not available at this geographic level for farms with White operators.



United States Department of Agriculture
National Agricultural Statistics Service

www.agcensus.usda.gov

