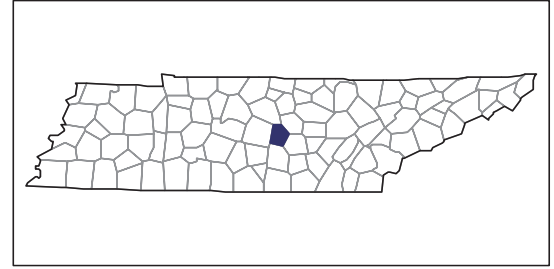


2007 CENSUS OF AGRICULTURE



Cannon County – Tennessee

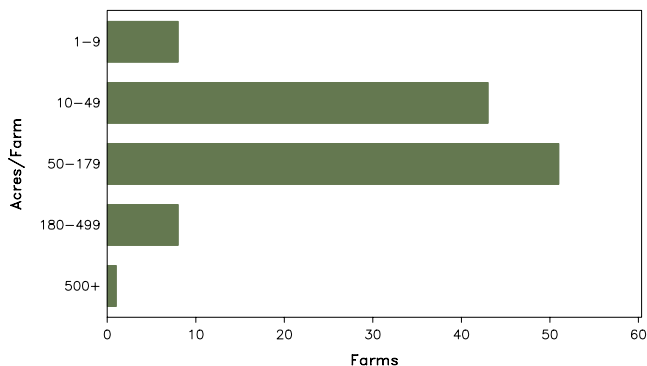
Farms with Women Principal Operators Compared with All Farms

	Women Principal Operators	All Farms
Number of Farms	111	880
Land in Farms	9,659 acres	116,720 acres
Average Size of Farm	87 acres	133 acres
Market Value of Products Sold	\$702,000	\$13,544,000
Crop Sales	\$31,000	\$4,916,000
Livestock Sales	\$671,000	\$8,628,000
Average Per Farm	\$6,320	\$15,391
Government Payments	\$6,000	\$361,000
Average Per Farm Receiving Payments	\$592	\$2,185

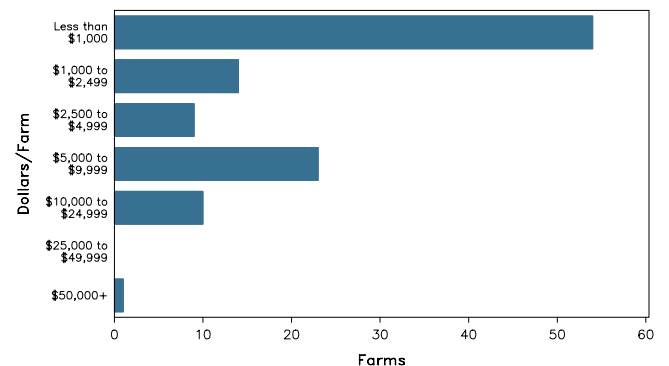
See footnotes on reverse page.

Farms with Women Principal Operators

Farms by Size



Farms by Economic Size



2007 CENSUS OF AGRICULTURE

Cannon County – Tennessee Farms with Women Principal Operators

Selected Highlights

Item	Farms	Quantity
MARKET VALUE OF AGRICULTURAL PRODUCTS SOLD (\$1,000)		
Total value of agricultural products sold	111	702
Value of crops including nursery and greenhouse	17	31
Value of livestock, poultry, and their products	62	671
VALUE OF SALES BY COMMODITY GROUP (\$1,000)		
Grains, oilseeds, dry beans, and dry peas	-	-
Tobacco	-	-
Cotton and cottonseed	-	-
Vegetables, melons, potatoes and sweet potatoes	5	(D)
Fruits, tree nuts, and berries	-	-
Nursery, greenhouse, floriculture, and sod	1	(D)
Cut Christmas trees and short rotation woody crops	-	-
Other crops and hay	11	(D)
Poultry and eggs	17	(D)
Cattle and calves	38	(D)
Milk and other dairy products from cows	6	18
Hogs and pigs	1	(D)
Sheep, goats, and their products	8	21
Horses, ponies, mules, burros, and donkeys	15	27
Aquaculture	-	-
Other animals and other animal products	10	(D)
TOP CROP ITEMS (acres)		
Forage - land used for all hay and haylage, grass silage, and greenchop	45	1,296
Short-rotation woody crops	1	(D)
Vegetables harvested for sale	6	12
Cucumbers and pickles	6	3
Potatoes	5	3
TOP LIVESTOCK INVENTORY ITEMS (number)		
Layers	18	(D)
Cattle and calves	54	1,486
Goats, all	24	605
Horses and ponies	61	362
Broilers and other meat-type chickens	5	250

Operator Characteristics

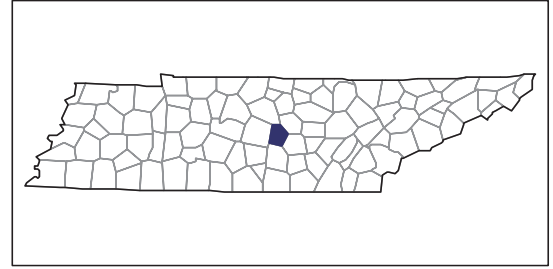
Item	Quantity
Primary occupation:	
Farming	45
Other	66
Days worked off farm:	
None	42
Any	69
Years on present farm:	
2 years or less	2
3 to 4 years	6
5 to 9 years	27
10 years or more	76
Age group:	
Under 45 years	23
45 to 64 years	46
65 years and over	42
Average age of principal operator (years)	57.4

Economic Characteristics

Item	Quantity
Farms by value of sales:	
Less than \$1,000	55
\$1,000 to \$2,499	13
\$2,500 to \$4,999	9
\$5,000 to \$9,999	23
\$10,000 to \$49,999	10
\$50,000 to \$99,999	-
\$100,000 to \$249,999	-
\$250,000 to \$499,999	1
\$500,000 or more	-
Total farm production expenses (\$1,000)	1,698
Average per farm (\$)	15,299
Net cash farm income of operation (\$1,000)	-941
Average per farm (\$)	-8,474
Value of agricultural products sold directly to individuals for human consumption (\$1,000)	5
Total organic product sales (\$1,000)	-
Total income from farm-related sources, gross before taxes and expenses (\$1,000)	50

See "Census of Agriculture, Volume 1, Geographic Area Series" for complete footnotes, explanations, definitions, and methodology.
(D) Cannot be disclosed. (Z) Less than half of the unit shown.

2007 CENSUS OF AGRICULTURE



Cannon County – Tennessee

Farms with Spanish, Hispanic, or Latino Operators Compared with All Farms

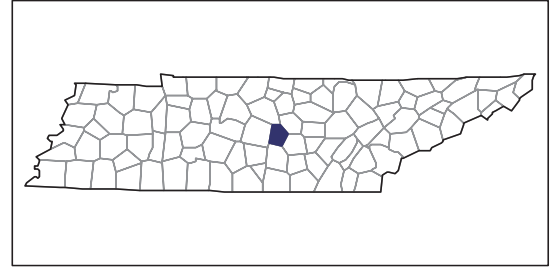
Data are not available at this geographic level for farms with Spanish, Hispanic, or Latino operators.



United States Department of Agriculture
National Agricultural Statistics Service

www.agcensus.usda.gov

2007 CENSUS OF AGRICULTURE



Cannon County – Tennessee

Farms with American Indian or Alaska Native Operators Compared with All Farms

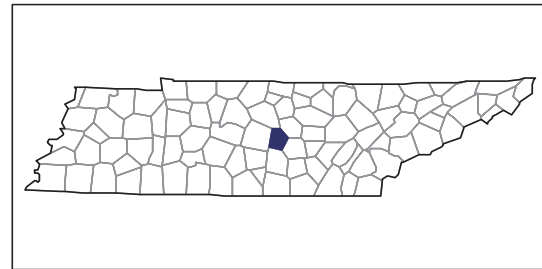
Data are not available at this geographic level for farms with American Indian or Alaska Native operators.



United States Department of Agriculture
National Agricultural Statistics Service

www.agcensus.usda.gov

2007 CENSUS OF AGRICULTURE



Cannon County – Tennessee

**Farms with Asian Operators
Compared with All Farms**

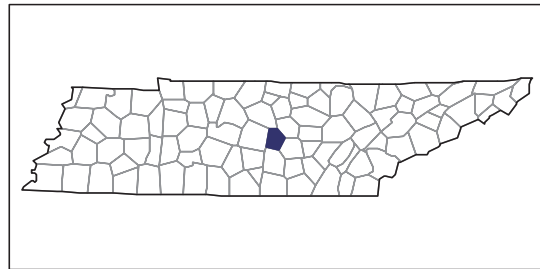
Data are not available at this geographic level for farms with Asian operators.



United States Department of Agriculture
National Agricultural Statistics Service

www.agcensus.usda.gov

2007 CENSUS OF AGRICULTURE



Cannon County – Tennessee

Farms with Black or African American Operators Compared with All Farms

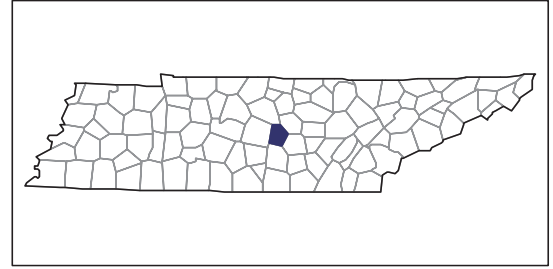
Data are not available at this geographic level for farms with Black or African American operators.



United States Department of Agriculture
National Agricultural Statistics Service

www.agcensus.usda.gov

2007 CENSUS *OF* AGRICULTURE



Cannon County – Tennessee

Farms with Native Hawaiian or Other Pacific Islander Operators Compared with All Farms

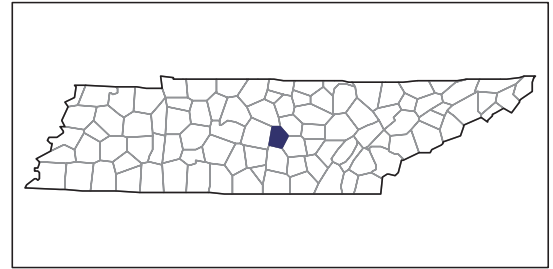
Data are not available at this geographic level for farms with Native Hawaiian or Other Pacific Islander operators.



United States Department of Agriculture
National Agricultural Statistics Service

www.agcensus.usda.gov

2007 CENSUS OF AGRICULTURE



Cannon County – Tennessee

Farms with White Operators Compared with All Farms

Data are not available at this geographic level for farms with White operators.



United States Department of Agriculture
National Agricultural Statistics Service

www.agcensus.usda.gov

