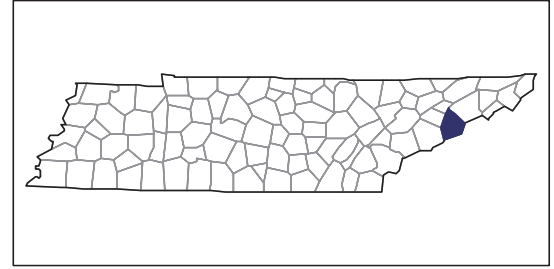


2007 CENSUS OF AGRICULTURE



Coker County – Tennessee

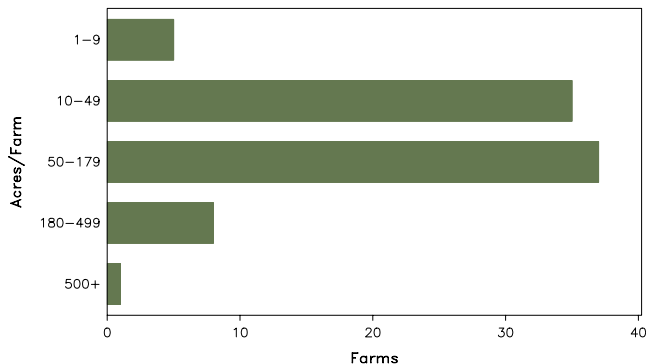
Farms with Women Principal Operators Compared with All Farms

	Women Principal Operators	All Farms
Number of Farms	86	705
Land in Farms	7,194 acres	64,163 acres
Average Size of Farm	84 acres	91 acres
Market Value of Products Sold	\$794,000	\$22,237,000
Crop Sales	\$38,000	\$6,557,000
Livestock Sales	\$756,000	\$15,680,000
Average Per Farm	\$9,234	\$31,541
Government Payments	\$9,000	\$154,000
Average Per Farm Receiving Payments	\$984	\$2,696

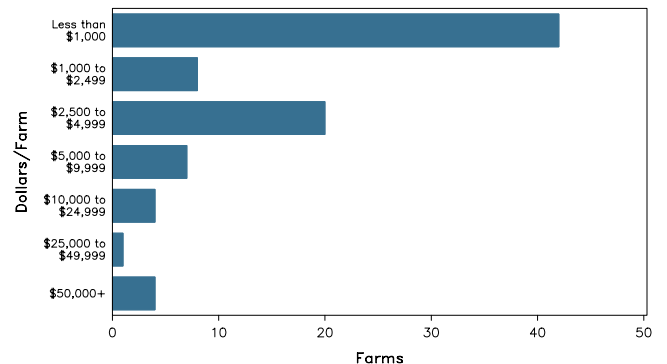
See footnotes on reverse page.

Farms with Women Principal Operators

Farms by Size



Farms by Economic Size



2007 CENSUS OF AGRICULTURE

Cocke County – Tennessee Farms with Women Principal Operators

Selected Highlights

Item	Farms	Quantity
MARKET VALUE OF AGRICULTURAL PRODUCTS SOLD (\$1,000)		
Total value of agricultural products sold	86	794
Value of crops including nursery and greenhouse	15	38
Value of livestock, poultry, and their products	44	756
VALUE OF SALES BY COMMODITY GROUP (\$1,000)		
Grains, oilseeds, dry beans, and dry peas	2	(D)
Tobacco	-	-
Cotton and cottonseed	-	-
Vegetables, melons, potatoes and sweet potatoes	1	(D)
Fruits, tree nuts, and berries	1	(D)
Nursery, greenhouse, floriculture, and sod	1	(D)
Cut Christmas trees and short rotation woody crops	-	-
Other crops and hay	13	(D)
Poultry and eggs	12	(D)
Cattle and calves	31	(D)
Milk and other dairy products from cows	3	424
Hogs and pigs	2	(D)
Sheep, goats, and their products	7	7
Horses, ponies, mules, burros, and donkeys	3	-
Aquaculture	-	-
Other animals and other animal products	1	(D)
TOP CROP ITEMS (acres)		
Forage - land used for all hay and haylage, grass silage, and greenchop	44	1,131
Apples	2	(D)
Corn for grain	1	(D)
Vegetables harvested for sale	1	(D)
Corn for silage or greenchop	1	(D)
TOP LIVESTOCK INVENTORY ITEMS (number)		
Cattle and calves	42	1,092
Colonies of bees	3	(D)
Layers	22	663
Goats, all	16	177
Horses and ponies	25	124

Operator Characteristics

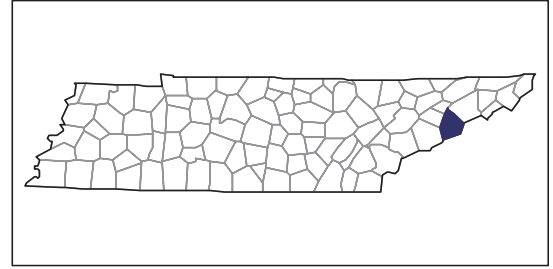
Item	Quantity
Primary occupation:	
Farming	39
Other	47
Days worked off farm:	
None	57
Any	29
Years on present farm:	
2 years or less	4
3 to 4 years	9
5 to 9 years	18
10 years or more	55
Age group:	
Under 45 years	13
45 to 64 years	35
65 years and over	38
Average age of principal operator (years)	61.9

Economic Characteristics

Item	Quantity
Farms by value of sales:	
Less than \$1,000	42
\$1,000 to \$2,499	8
\$2,500 to \$4,999	20
\$5,000 to \$9,999	7
\$10,000 to \$49,999	5
\$50,000 to \$99,999	1
\$100,000 to \$249,999	3
\$250,000 to \$499,999	-
\$500,000 or more	-
Total farm production expenses (\$1,000)	1,050
Average per farm (\$)	12,206
Net cash farm income of operation (\$1,000)	-112
Average per farm (\$)	-1,301
Value of agricultural products sold directly to individuals for human consumption (\$1,000)	(D)
Total organic product sales (\$1,000)	-
Total income from farm-related sources, gross before taxes and expenses (\$1,000)	135

See "Census of Agriculture, Volume 1, Geographic Area Series" for complete footnotes, explanations, definitions, and methodology.
(D) Cannot be disclosed. (Z) Less than half of the unit shown.

2007 CENSUS OF AGRICULTURE



Cocke County – Tennessee

Farms with Spanish, Hispanic, or Latino Operators Compared with All Farms

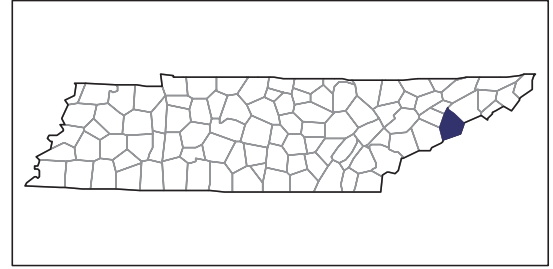
Data are not available at this geographic level for farms with Spanish, Hispanic, or Latino operators.



United States Department of Agriculture
National Agricultural Statistics Service

www.agcensus.usda.gov

2007 CENSUS OF AGRICULTURE



Cocke County – Tennessee

Farms with American Indian or Alaska Native Operators Compared with All Farms

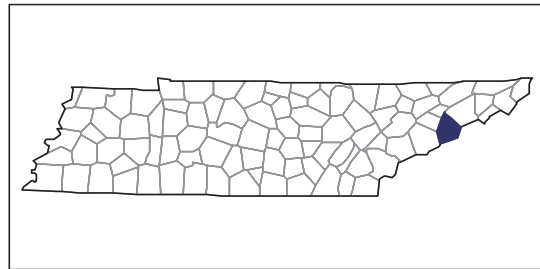
Data are not available at this geographic level for farms with American Indian or Alaska Native operators.



United States Department of Agriculture
National Agricultural Statistics Service

www.agcensus.usda.gov

2007 CENSUS *OF* AGRICULTURE



Coker County – Tennessee

**Farms with Asian Operators
Compared with All Farms**

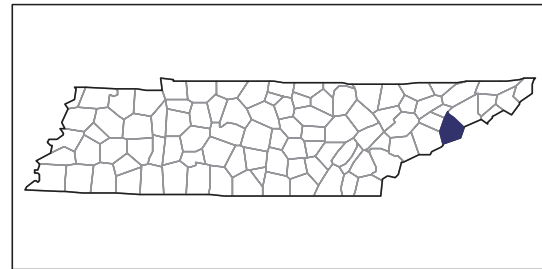
Data are not available at this geographic level for farms with Asian operators.



United States Department of Agriculture
National Agricultural Statistics Service

www.agcensus.usda.gov

2007 CENSUS OF AGRICULTURE



Coker County – Tennessee

Farms with Black or African American Operators Compared with All Farms

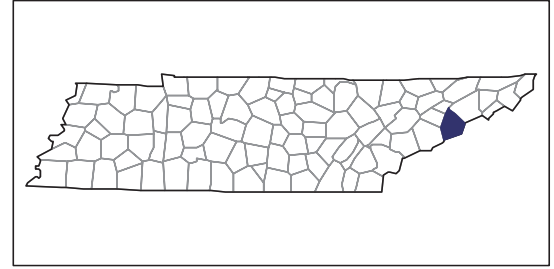
Data are not available at this geographic level for farms with Black or African American operators.



United States Department of Agriculture
National Agricultural Statistics Service

www.agcensus.usda.gov

2007 CENSUS OF AGRICULTURE



Cocke County – Tennessee

Farms with Native Hawaiian or Other Pacific Islander Operators Compared with All Farms

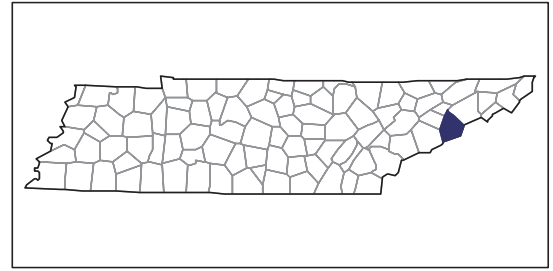
Data are not available at this geographic level for farms with Native Hawaiian or Other Pacific Islander operators.



United States Department of Agriculture
National Agricultural Statistics Service

www.agcensus.usda.gov

2007 CENSUS *OF* AGRICULTURE



Cocke County – Tennessee

Farms with White Operators Compared with All Farms

Data are not available at this geographic level for farms with White operators.



United States Department of Agriculture
National Agricultural Statistics Service

www.agcensus.usda.gov

