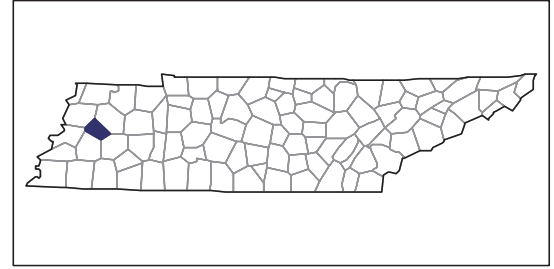


2007 CENSUS OF AGRICULTURE



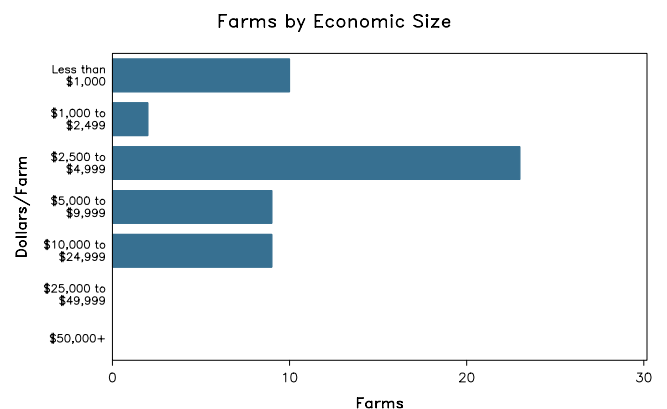
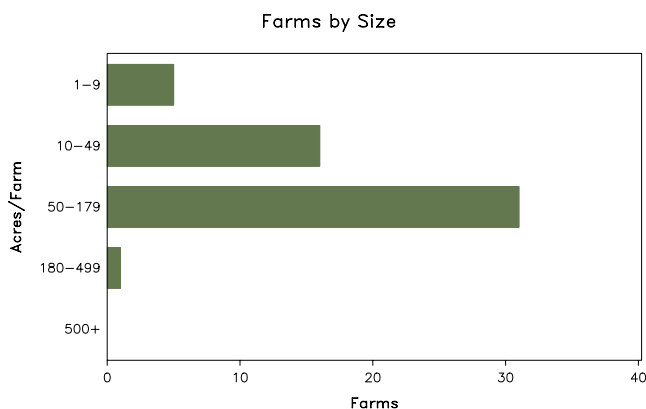
Crockett County – Tennessee

Farms with Women Principal Operators Compared with All Farms

	Women Principal Operators	All Farms
Number of Farms	53	470
Land in Farms	3,065 acres	149,227 acres
Average Size of Farm	58 acres	318 acres
Market Value of Products Sold	\$123,000	\$31,050,000
Crop Sales	\$104,000	\$29,125,000
Livestock Sales	\$19,000	\$1,925,000
Average Per Farm	\$2,321	\$66,064
Government Payments	\$164,000	\$6,749,000
Average Per Farm Receiving Payments	\$3,896	\$18,046

See footnotes on reverse page.

Farms with Women Principal Operators



2007 CENSUS OF AGRICULTURE

Crockett County – Tennessee Farms with Women Principal Operators

Selected Highlights

Item	Farms	Quantity
MARKET VALUE OF AGRICULTURAL PRODUCTS SOLD (\$1,000)		
Total value of agricultural products sold	53	123
Value of crops including nursery and greenhouse	15	104
Value of livestock, poultry, and their products	9	19
VALUE OF SALES BY COMMODITY GROUP (\$1,000)		
Grains, oilseeds, dry beans, and dry peas	7	(D)
Tobacco	-	-
Cotton and cottonseed	6	75
Vegetables, melons, potatoes and sweet potatoes	-	-
Fruits, tree nuts, and berries	-	-
Nursery, greenhouse, floriculture, and sod	-	-
Cut Christmas trees and short rotation woody crops	-	-
Other crops and hay	2	(D)
Poultry and eggs	1	(D)
Cattle and calves	2	(D)
Milk and other dairy products from cows	-	-
Hogs and pigs	-	-
Sheep, goats, and their products	6	(D)
Horses, ponies, mules, burros, and donkeys	-	-
Aquaculture	-	-
Other animals and other animal products	-	-
TOP CROP ITEMS (acres)		
Cotton, all	6	420
Forage - land used for all hay and haylage, grass silage, and greenchop	9	128
Wheat for grain, all	7	83
Soybeans for beans	1	(D)
Corn for grain	6	48
TOP LIVESTOCK INVENTORY ITEMS (number)		
Cattle and calves	9	160
Horses and ponies	12	77
Emus	1	(D)
Goats, all	3	6
Mules, burros, and donkeys	4	4

Operator Characteristics

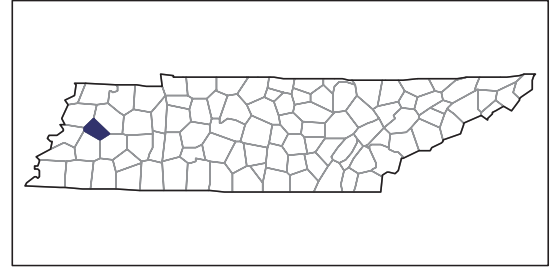
Item	Quantity
Primary occupation:	
Farming	8
Other	45
Days worked off farm:	
None	23
Any	30
Years on present farm:	
2 years or less	5
3 to 4 years	14
5 to 9 years	1
10 years or more	33
Age group:	
Under 45 years	7
45 to 64 years	33
65 years and over	13
Average age of principal operator (years)	58.6

Economic Characteristics

Item	Quantity
Farms by value of sales:	
Less than \$1,000	37
\$1,000 to \$2,499	8
\$2,500 to \$4,999	-
\$5,000 to \$9,999	-
\$10,000 to \$49,999	8
\$50,000 to \$99,999	-
\$100,000 to \$249,999	-
\$250,000 to \$499,999	-
\$500,000 or more	-
Total farm production expenses (\$1,000)	435
Average per farm (\$)	8,202
Net cash farm income of operation (\$1,000)	-144
Average per farm (\$)	-2,718
Value of agricultural products sold directly to individuals for human consumption (\$1,000)	-
Total organic product sales (\$1,000)	-
Total income from farm-related sources, gross before taxes and expenses (\$1,000)	(D)

See "Census of Agriculture, Volume 1, Geographic Area Series" for complete footnotes, explanations, definitions, and methodology.
(D) Cannot be disclosed. (Z) Less than half of the unit shown.

2007 CENSUS OF AGRICULTURE



Crockett County – Tennessee

Farms with Spanish, Hispanic, or Latino Operators Compared with All Farms

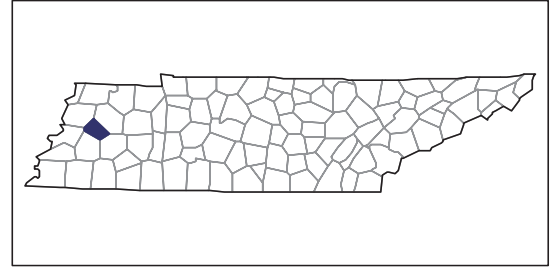
Data are not available at this geographic level for farms with Spanish, Hispanic, or Latino operators.



United States Department of Agriculture
National Agricultural Statistics Service

www.agcensus.usda.gov

2007 CENSUS OF AGRICULTURE



Crockett County – Tennessee

Farms with American Indian or Alaska Native Operators Compared with All Farms

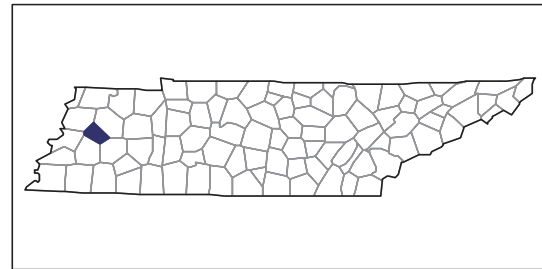
Data are not available at this geographic level for farms with American Indian or Alaska Native operators.



United States Department of Agriculture
National Agricultural Statistics Service

www.agcensus.usda.gov

2007 CENSUS OF AGRICULTURE



Crockett County – Tennessee

Farms with Asian Operators Compared with All Farms

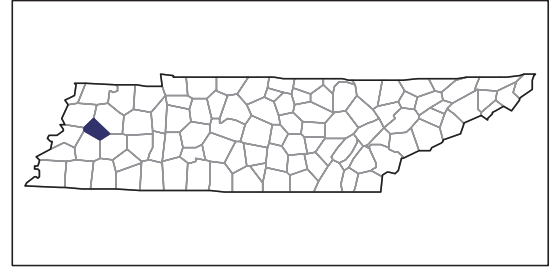
Data are not available at this geographic level for farms with Asian operators.



United States Department of Agriculture
National Agricultural Statistics Service

www.agcensus.usda.gov

2007 CENSUS OF AGRICULTURE



Crockett County – Tennessee

Farms with Black or African American Operators Compared with All Farms

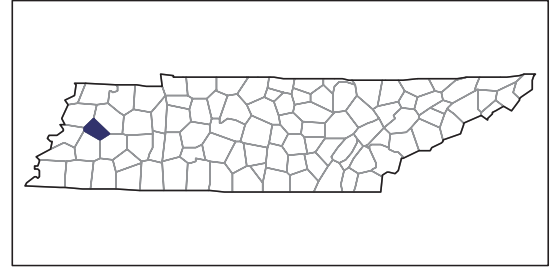
Data are not available at this geographic level for farms with Black or African American operators.



United States Department of Agriculture
National Agricultural Statistics Service

www.agcensus.usda.gov

2007 CENSUS OF AGRICULTURE



Crockett County – Tennessee

Farms with Native Hawaiian or Other Pacific Islander Operators Compared with All Farms

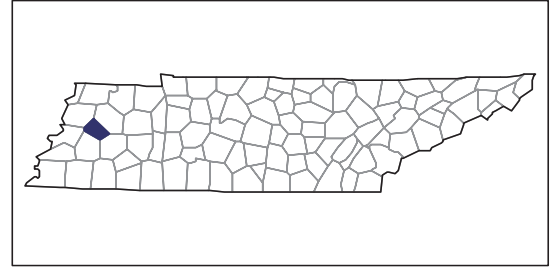
Data are not available at this geographic level for farms with Native Hawaiian or Other Pacific Islander operators.



United States Department of Agriculture
National Agricultural Statistics Service

www.agcensus.usda.gov

2007 CENSUS OF AGRICULTURE



Crockett County – Tennessee

Farms with White Operators Compared with All Farms

Data are not available at this geographic level for farms with White operators.



United States Department of Agriculture
National Agricultural Statistics Service

www.agcensus.usda.gov

