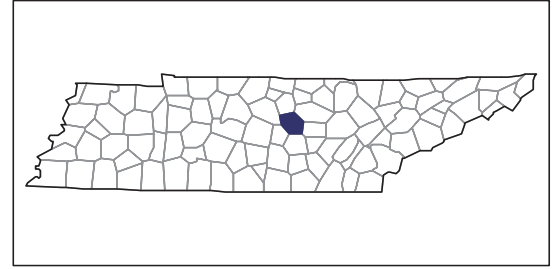


2007 CENSUS OF AGRICULTURE



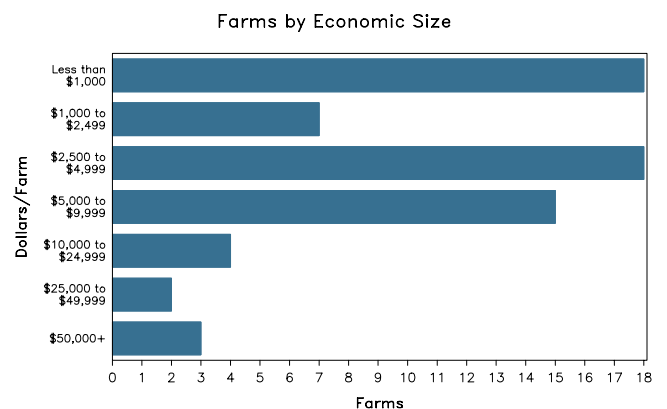
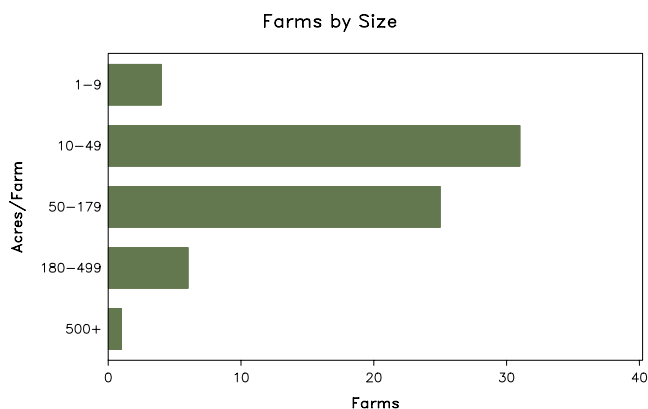
DeKalb County – Tennessee

Farms with Women Principal Operators Compared with All Farms

	Women Principal Operators	All Farms
Number of Farms	67	722
Land in Farms	5,963 acres	95,315 acres
Average Size of Farm	89 acres	132 acres
Market Value of Products Sold	\$1,769,000	\$72,021,000
Crop Sales	(D)	\$66,016,000
Livestock Sales	(D)	\$6,005,000
Average Per Farm	\$26,408	\$99,752
Government Payments	\$3,000	\$147,000
Average Per Farm Receiving Payments	\$219	\$1,060

See footnotes on reverse page.

Farms with Women Principal Operators



2007 CENSUS OF AGRICULTURE

DeKalb County – Tennessee Farms with Women Principal Operators

Selected Highlights

Item	Farms	Quantity
MARKET VALUE OF AGRICULTURAL PRODUCTS SOLD (\$1,000)		
Total value of agricultural products sold	67	1,769
Value of crops including nursery and greenhouse	25	(D)
Value of livestock, poultry, and their products	37	(D)
VALUE OF SALES BY COMMODITY GROUP (\$1,000)		
Grains, oilseeds, dry beans, and dry peas	-	-
Tobacco	-	-
Cotton and cottonseed	-	-
Vegetables, melons, potatoes and sweet potatoes	1	(D)
Fruits, tree nuts, and berries	2	(D)
Nursery, greenhouse, floriculture, and sod	7	(D)
Cut Christmas trees and short rotation woody crops	-	-
Other crops and hay	16	26
Poultry and eggs	13	2
Cattle and calves	27	(D)
Milk and other dairy products from cows	-	-
Hogs and pigs	-	-
Sheep, goats, and their products	8	(D)
Horses, ponies, mules, burros, and donkeys	3	(D)
Aquaculture	-	-
Other animals and other animal products	-	-
TOP CROP ITEMS (acres)		
Forage - land used for all hay and haylage, grass silage, and greenchop	27	953
Nursery stock	3	(D)
Vegetables harvested for sale	1	(D)
Peaches, all	1	(D)
Apples	1	(D)
TOP LIVESTOCK INVENTORY ITEMS (number)		
Cattle and calves	27	1,132
Goats, all	9	353
Layers	16	215
Horses and ponies	25	190
Mules, burros, and donkeys	17	60

Operator Characteristics

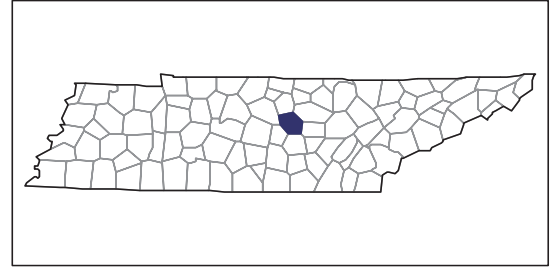
Item	Quantity
Primary occupation:	
Farming	22
Other	45
Days worked off farm:	
None	26
Any	41
Years on present farm:	
2 years or less	7
3 to 4 years	1
5 to 9 years	18
10 years or more	41
Age group:	
Under 45 years	9
45 to 64 years	37
65 years and over	21
Average age of principal operator (years)	58.2

Economic Characteristics

Item	Quantity
Farms by value of sales:	
Less than \$1,000	18
\$1,000 to \$2,499	7
\$2,500 to \$4,999	18
\$5,000 to \$9,999	15
\$10,000 to \$49,999	6
\$50,000 to \$99,999	1
\$100,000 to \$249,999	1
\$250,000 to \$499,999	-
\$500,000 or more	1
Total farm production expenses (\$1,000)	1,765
Average per farm (\$)	26,345
Net cash farm income of operation (\$1,000)	83
Average per farm (\$)	1,243
Value of agricultural products sold directly to individuals for human consumption (\$1,000)	(D)
Total organic product sales (\$1,000)	(D)
Total income from farm-related sources, gross before taxes and expenses (\$1,000)	76

See "Census of Agriculture, Volume 1, Geographic Area Series" for complete footnotes, explanations, definitions, and methodology.
(D) Cannot be disclosed. (Z) Less than half of the unit shown.

2007 CENSUS OF AGRICULTURE



DeKalb County – Tennessee

Farms with Spanish, Hispanic, or Latino Operators Compared with All Farms

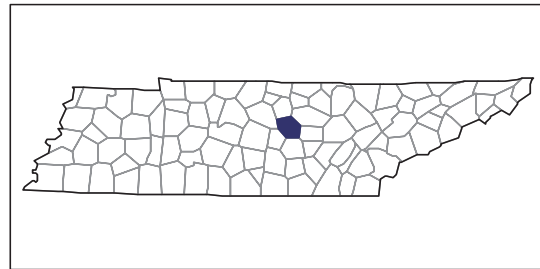
Data are not available at this geographic level for farms with Spanish, Hispanic, or Latino operators.



United States Department of Agriculture
National Agricultural Statistics Service

www.agcensus.usda.gov

2007 CENSUS OF AGRICULTURE



DeKalb County – Tennessee

Farms with American Indian or Alaska Native Operators Compared with All Farms

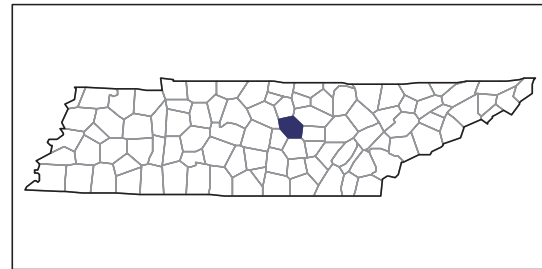
Data are not available at this geographic level for farms with American Indian or Alaska Native operators.



United States Department of Agriculture
National Agricultural Statistics Service

www.agcensus.usda.gov

2007 CENSUS OF AGRICULTURE



DeKalb County – Tennessee

Farms with Asian Operators Compared with All Farms

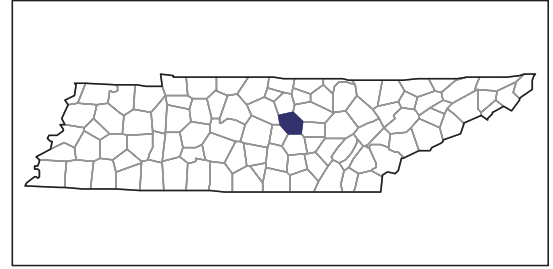
Data are not available at this geographic level for farms with Asian operators.



United States Department of Agriculture
National Agricultural Statistics Service

www.agcensus.usda.gov

2007 CENSUS OF AGRICULTURE



DeKalb County – Tennessee

Farms with Black or African American Operators Compared with All Farms

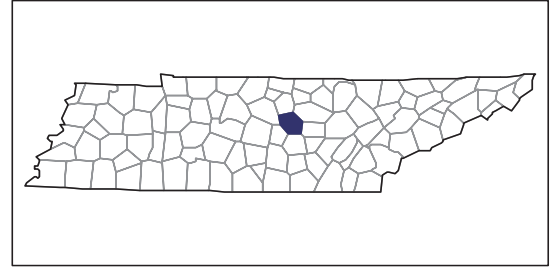
Data are not available at this geographic level for farms with Black or African American operators.



United States Department of Agriculture
National Agricultural Statistics Service

www.agcensus.usda.gov

2007 CENSUS OF AGRICULTURE



DeKalb County – Tennessee

Farms with Native Hawaiian or Other Pacific Islander Operators Compared with All Farms

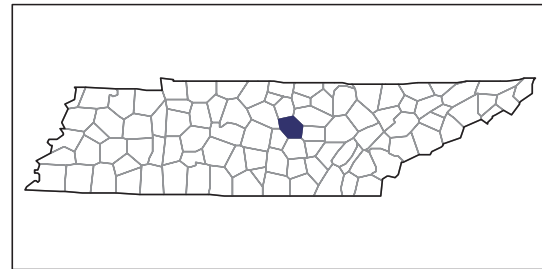
Data are not available at this geographic level for farms with Native Hawaiian or Other Pacific Islander operators.



United States Department of Agriculture
National Agricultural Statistics Service

www.agcensus.usda.gov

2007 CENSUS OF AGRICULTURE



DeKalb County – Tennessee

Farms with White Operators Compared with All Farms

Data are not available at this geographic level for farms with White operators.



United States Department of Agriculture
National Agricultural Statistics Service

www.agcensus.usda.gov

