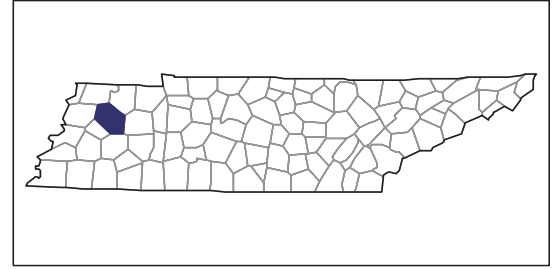


2007 CENSUS OF AGRICULTURE



Gibson County – Tennessee

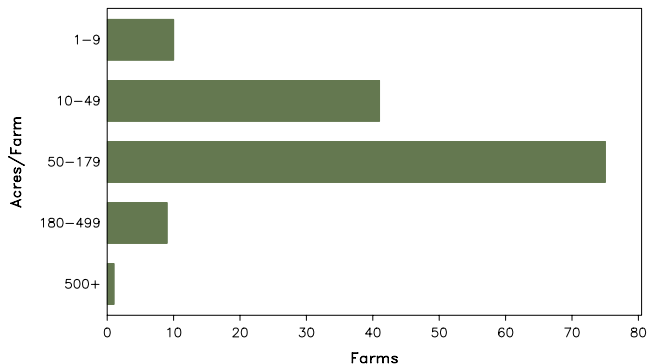
Farms with Women Principal Operators Compared with All Farms

	Women Principal Operators	All Farms
Number of Farms	136	1,049
Land in Farms	10,136 acres	286,769 acres
Average Size of Farm	75 acres	273 acres
Market Value of Products Sold	\$557,000	\$71,677,000
Crop Sales	\$373,000	\$63,625,000
Livestock Sales	\$184,000	\$8,051,000
Average Per Farm	\$4,096	\$68,329
Government Payments	\$390,000	\$7,852,000
Average Per Farm Receiving Payments	\$4,063	\$10,876

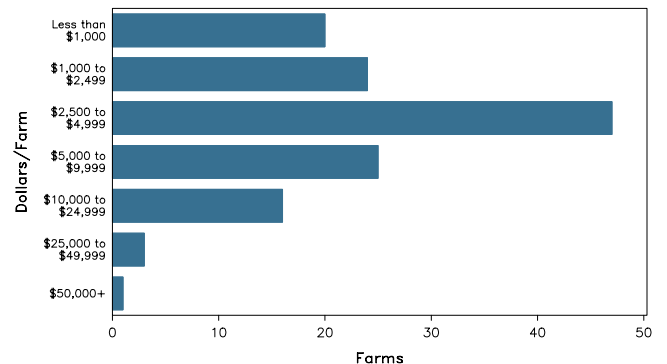
See footnotes on reverse page.

Farms with Women Principal Operators

Farms by Size



Farms by Economic Size



2007 CENSUS OF AGRICULTURE

Gibson County – Tennessee Farms with Women Principal Operators

Selected Highlights

Item	Farms	Quantity
MARKET VALUE OF AGRICULTURAL PRODUCTS SOLD (\$1,000)		
Total value of agricultural products sold	136	557
Value of crops including nursery and greenhouse	27	373
Value of livestock, poultry, and their products	42	184
VALUE OF SALES BY COMMODITY GROUP (\$1,000)		
Grains, oilseeds, dry beans, and dry peas	7	(D)
Tobacco	-	-
Cotton and cottonseed	6	27
Vegetables, melons, potatoes and sweet potatoes	5	(D)
Fruits, tree nuts, and berries	-	-
Nursery, greenhouse, floriculture, and sod	1	(D)
Cut Christmas trees and short rotation woody crops	-	-
Other crops and hay	8	20
Poultry and eggs	3	(D)
Cattle and calves	36	165
Milk and other dairy products from cows	-	-
Hogs and pigs	-	-
Sheep, goats, and their products	2	(D)
Horses, ponies, mules, burros, and donkeys	4	(D)
Aquaculture	-	-
Other animals and other animal products	-	-
TOP CROP ITEMS (acres)		
Forage - land used for all hay and haylage, grass silage, and greenchop	22	1,044
Soybeans for beans	7	822
Cotton, all	6	426
Wheat for grain, all	4	416
Corn for grain	5	275
TOP LIVESTOCK INVENTORY ITEMS (number)		
Cattle and calves	39	1,032
Horses and ponies	17	152
Layers	4	151
Sheep and lambs	6	69
Goats, all	3	(D)

Operator Characteristics

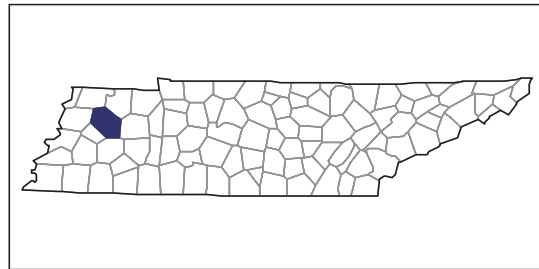
Item	Quantity
Primary occupation:	
Farming	38
Other	98
Days worked off farm:	
None	78
Any	58
Years on present farm:	
2 years or less	5
3 to 4 years	5
5 to 9 years	19
10 years or more	107
Age group:	
Under 45 years	11
45 to 64 years	45
65 years and over	80
Average age of principal operator (years)	66.8

Economic Characteristics

Item	Quantity
Farms by value of sales:	
Less than \$1,000	87
\$1,000 to \$2,499	13
\$2,500 to \$4,999	8
\$5,000 to \$9,999	18
\$10,000 to \$49,999	9
\$50,000 to \$99,999	-
\$100,000 to \$249,999	1
\$250,000 to \$499,999	-
\$500,000 or more	-
Total farm production expenses (\$1,000)	761
Average per farm (\$)	5,596
Net cash farm income of operation (\$1,000)	344
Average per farm (\$)	2,528
Value of agricultural products sold directly to individuals for human consumption (\$1,000)	6
Total organic product sales (\$1,000)	(D)
Total income from farm-related sources, gross before taxes and expenses (\$1,000)	158

See "Census of Agriculture, Volume 1, Geographic Area Series" for complete footnotes, explanations, definitions, and methodology.
(D) Cannot be disclosed. (Z) Less than half of the unit shown.

2007 CENSUS OF AGRICULTURE



Gibson County – Tennessee

Farms with Spanish, Hispanic, or Latino Operators Compared with All Farms

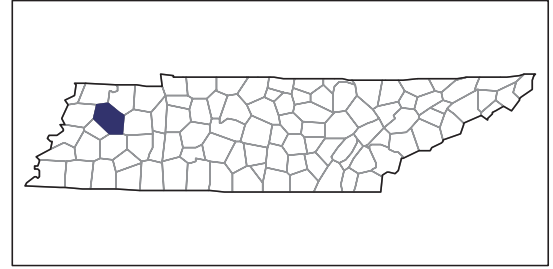
Data are not available at this geographic level for farms with Spanish, Hispanic, or Latino operators.



United States Department of Agriculture
National Agricultural Statistics Service

www.agcensus.usda.gov

2007 CENSUS OF AGRICULTURE



Gibson County – Tennessee

Farms with American Indian or Alaska Native Operators Compared with All Farms

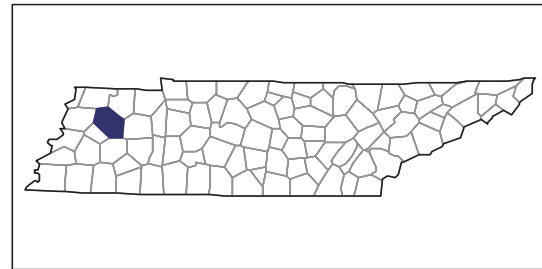
Data are not available at this geographic level for farms with American Indian or Alaska Native operators.



United States Department of Agriculture
National Agricultural Statistics Service

www.agcensus.usda.gov

2007 CENSUS OF AGRICULTURE



Gibson County – Tennessee

Farms with Asian Operators Compared with All Farms

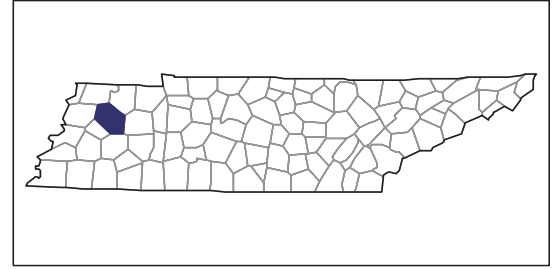
Data are not available at this geographic level for farms with Asian operators.



United States Department of Agriculture
National Agricultural Statistics Service

www.agcensus.usda.gov

2007 CENSUS OF AGRICULTURE



Gibson County – Tennessee

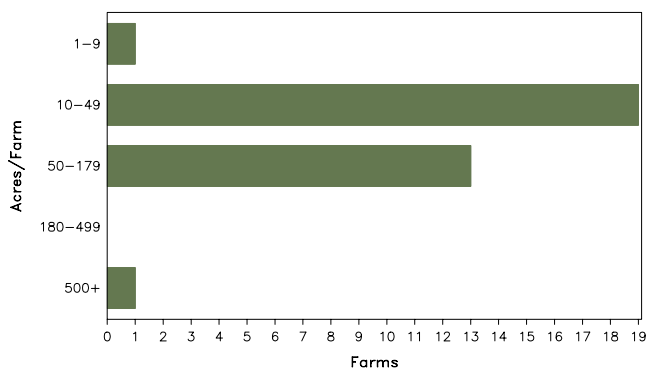
Farms with Black or African American Operators Compared with All Farms

	Black or African American Operators ²	All Farms
Number of Farm Operators ¹	49	1,433
Number of Farms	34	1,049
Land in Farms	2,553 acres	286,769 acres
Average Size of Farm	75 acres	273 acres
Market Value of Products Sold	\$250,000	\$71,677,000
Crop Sales	\$189,000	\$63,625,000
Livestock Sales	\$60,000	\$8,051,000
Average Per Farm	\$7,341	\$68,329
Government Payments	\$61,000	\$7,852,000
Average Per Farm Receiving Payments	\$3,361	\$10,876

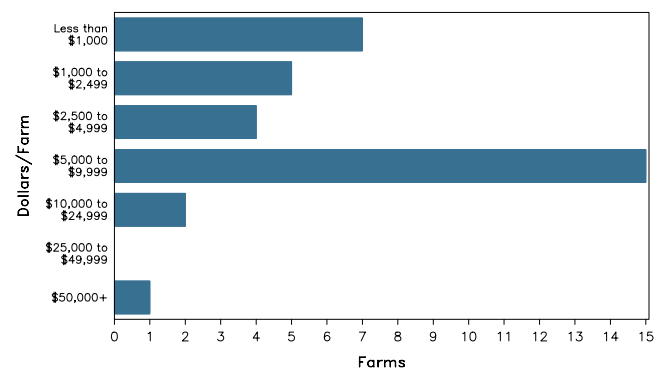
See footnotes on reverse page.

Farms with Black or African American Operators

Farms by Size



Farms by Economic Size



2007 CENSUS OF AGRICULTURE

Gibson County – Tennessee Farms with Black or African American Operators

Selected Highlights

Item	Farms	Quantity
MARKET VALUE OF AGRICULTURAL PRODUCTS SOLD (\$1,000)		
Total value of agricultural products sold	34	250
Value of crops including nursery and greenhouse	17	189
Value of livestock, poultry, and their products	14	60
VALUE OF SALES BY COMMODITY GROUP (\$1,000)		
Grains, oilseeds, dry beans, and dry peas	9	(D)
Tobacco	-	-
Cotton and cottonseed	-	-
Vegetables, melons, potatoes and sweet potatoes	1	(D)
Fruits, tree nuts, and berries	-	-
Nursery, greenhouse, floriculture, and sod	-	-
Cut Christmas trees and short rotation woody crops	-	-
Other crops and hay	7	14
Poultry and eggs	-	-
Cattle and calves	8	13
Milk and other dairy products from cows	-	-
Hogs and pigs	6	32
Sheep, goats, and their products	6	15
Horses, ponies, mules, burros, and donkeys	-	-
Aquaculture	-	-
Other animals and other animal products	-	-
TOP CROP ITEMS (acres)		
Soybeans for beans	3	933
Wheat for grain, all	1	(D)
Corn for grain	7	244
Forage - land used for all hay and haylage, grass silage, and greenchop	9	190
Sorghum for grain	1	(D)
TOP LIVESTOCK INVENTORY ITEMS (number)		
Cattle and calves	15	527
Hogs and pigs	6	270
Horses and ponies	5	16

Operator Characteristics

Item	Quantity
Primary occupation:	
Farming	21
Other	28
Days worked off farm:	
None	14
Any	35
Years on present farm:	
2 years or less	3
3 to 4 years	-
5 to 9 years	12
10 years or more	34
Age group:	
Under 45 years	12
45 to 64 years	25
65 years and over	12
Average age (years)	55.5

Economic Characteristics

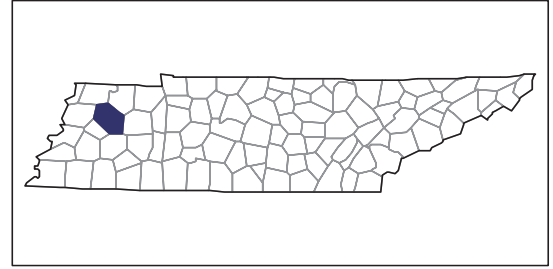
Item	Quantity
Farms by value of sales:	
Less than \$1,000	15
\$1,000 to \$2,499	1
\$2,500 to \$4,999	1
\$5,000 to \$9,999	15
\$10,000 to \$49,999	1
\$50,000 to \$99,999	-
\$100,000 to \$249,999	1
\$250,000 to \$499,999	-
\$500,000 or more	-
Total farm production expenses (\$1,000)	394
Average per farm (\$)	11,587
Net cash farm income of operation (\$1,000)	-54
Average per farm (\$)	-1,584
Value of agricultural products sold directly to individuals for human consumption (\$1,000)	32
Total organic product sales (\$1,000)	-
Total income from farm-related sources, gross before taxes and expenses (\$1,000)	30

See "Census of Agriculture, Volume 1, Geographic Area Series" for complete footnotes, explanations, definitions, and methodology.

(D) Cannot be disclosed. (Z) Less than half of the unit shown.

¹ Data were collected for a maximum of three operators per farm. ² Operators reporting selected race alone or in combination with other races.

2007 CENSUS OF AGRICULTURE



Gibson County – Tennessee

Farms with Native Hawaiian or Other Pacific Islander Operators Compared with All Farms

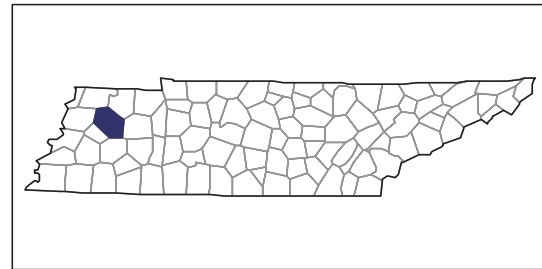
Data are not available at this geographic level for farms with Native Hawaiian or Other Pacific Islander operators.



United States Department of Agriculture
National Agricultural Statistics Service

www.agcensus.usda.gov

2007 CENSUS OF AGRICULTURE



Gibson County – Tennessee

Farms with White Operators Compared with All Farms

Data are not available at this geographic level for farms with White operators.



United States Department of Agriculture
National Agricultural Statistics Service

www.agcensus.usda.gov

