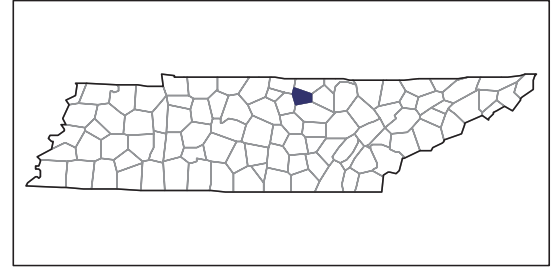


# 2007 CENSUS OF AGRICULTURE



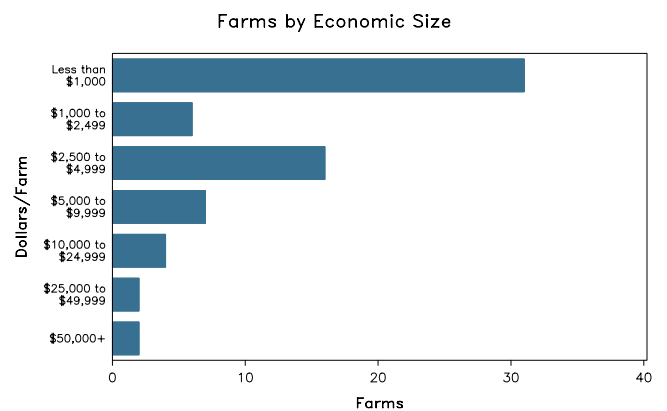
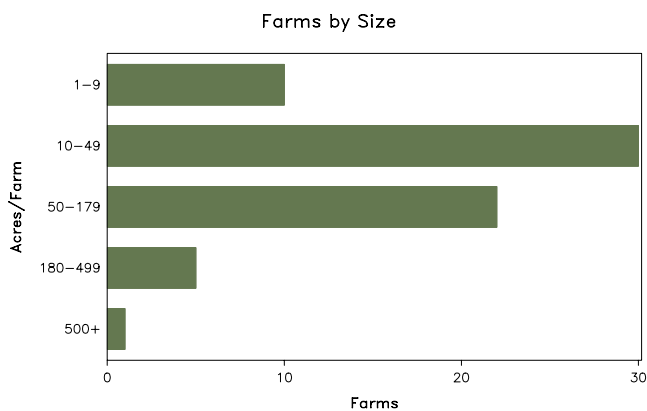
## Jackson County – Tennessee

### Farms with Women Principal Operators Compared with All Farms

	Women Principal Operators	All Farms
<b>Number of Farms</b>	68	587
<b>Land in Farms</b>	4,869 acres	75,642 acres
<b>Average Size of Farm</b>	72 acres	129 acres
<b>Market Value of Products Sold</b>	\$360,000	\$5,086,000
Crop Sales	\$115,000	\$1,315,000
Livestock Sales	\$245,000	\$3,770,000
Average Per Farm	\$5,297	\$8,664
<b>Government Payments</b>	\$1,000	\$64,000
Average Per Farm Receiving Payments	\$192	\$889

See footnotes on reverse page.

### Farms with Women Principal Operators



# 2007 CENSUS OF AGRICULTURE

## Jackson County – Tennessee Farms with Women Principal Operators

### Selected Highlights

Item	Farms	Quantity
<b>MARKET VALUE OF AGRICULTURAL PRODUCTS SOLD (\$1,000)</b>		
Total value of agricultural products sold	68	360
Value of crops including nursery and greenhouse	9	115
Value of livestock, poultry, and their products	34	245
<b>VALUE OF SALES BY COMMODITY GROUP (\$1,000)</b>		
Grains, oilseeds, dry beans, and dry peas	-	-
Tobacco	-	-
Cotton and cottonseed	-	-
Vegetables, melons, potatoes and sweet potatoes	-	-
Fruits, tree nuts, and berries	-	-
Nursery, greenhouse, floriculture, and sod	3	(D)
Cut Christmas trees and short rotation woody crops	-	-
Other crops and hay	7	(D)
Poultry and eggs	1	(D)
Cattle and calves	20	192
Milk and other dairy products from cows	1	(D)
Hogs and pigs	-	-
Sheep, goats, and their products	13	16
Horses, ponies, mules, burros, and donkeys	8	22
Aquaculture	-	-
Other animals and other animal products	4	(D)
<b>TOP CROP ITEMS (acres)</b>		
Forage - land used for all hay and haylage, grass silage, and greenchop	32	737
Corn for grain	1	(D)
Floriculture crops, total	1	(D)
<b>TOP LIVESTOCK INVENTORY ITEMS (number)</b>		
Rabbits and their pelts	2	(D)
Cattle and calves	37	878
Goats, all	22	338
Layers	4	89
Horses and ponies	12	60

### Operator Characteristics

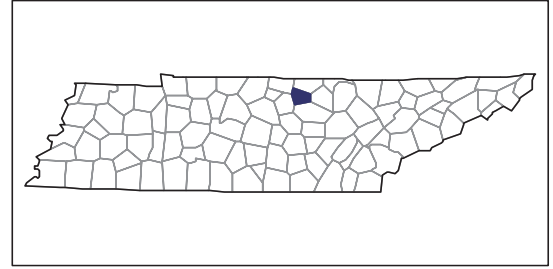
Item	Quantity
Primary occupation:	
Farming	16
Other	52
Days worked off farm:	
None	22
Any	46
Years on present farm:	
2 years or less	15
3 to 4 years	2
5 to 9 years	8
10 years or more	43
Age group:	
Under 45 years	10
45 to 64 years	43
65 years and over	15
Average age of principal operator (years)	55.8

### Economic Characteristics

Item	Quantity
Farms by value of sales:	
Less than \$1,000	31
\$1,000 to \$2,499	6
\$2,500 to \$4,999	16
\$5,000 to \$9,999	7
\$10,000 to \$49,999	6
\$50,000 to \$99,999	2
\$100,000 to \$249,999	-
\$250,000 to \$499,999	-
\$500,000 or more	-
Total farm production expenses (\$1,000)	517
Average per farm (\$)	7,609
Net cash farm income of operation (\$1,000)	-116
Average per farm (\$)	-1,713
Value of agricultural products sold directly to individuals for human consumption (\$1,000)	(D)
Total organic product sales (\$1,000)	(D)
Total income from farm-related sources, gross before taxes and expenses (\$1,000)	40

See "Census of Agriculture, Volume 1, Geographic Area Series" for complete footnotes, explanations, definitions, and methodology.  
(D) Cannot be disclosed. (Z) Less than half of the unit shown.

# 2007 CENSUS OF AGRICULTURE



## Jackson County – Tennessee

### Farms with Spanish, Hispanic, or Latino Operators Compared with All Farms

Data are not available at this geographic level for farms with Spanish, Hispanic, or Latino operators.

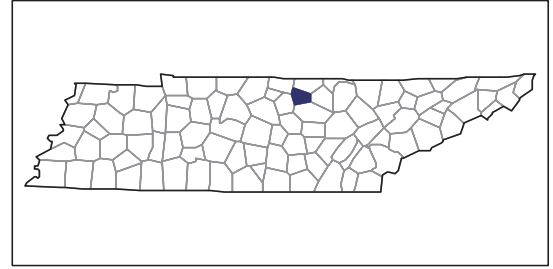


United States Department of Agriculture  
National Agricultural Statistics Service

[www.agcensus.usda.gov](http://www.agcensus.usda.gov)



# 2007 CENSUS OF AGRICULTURE



## Jackson County – Tennessee

### Farms with American Indian or Alaska Native Operators Compared with All Farms

Data are not available at this geographic level for farms with American Indian or Alaska Native operators.

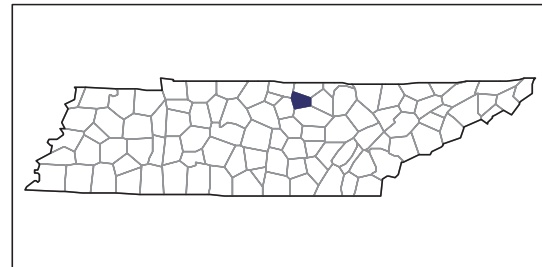


United States Department of Agriculture  
National Agricultural Statistics Service

[www.agcensus.usda.gov](http://www.agcensus.usda.gov)



# 2007 CENSUS OF AGRICULTURE



## Jackson County – Tennessee

### Farms with Asian Operators Compared with All Farms

**Data are not available at this geographic level for farms with Asian operators.**



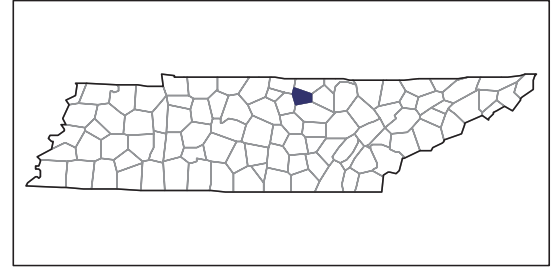
United States Department of Agriculture  
National Agricultural Statistics Service

[www.agcensus.usda.gov](http://www.agcensus.usda.gov)





# 2007 CENSUS OF AGRICULTURE



## Jackson County – Tennessee

### Farms with Black or African American Operators Compared with All Farms

Data are not available at this geographic level for farms with Black or African American operators.

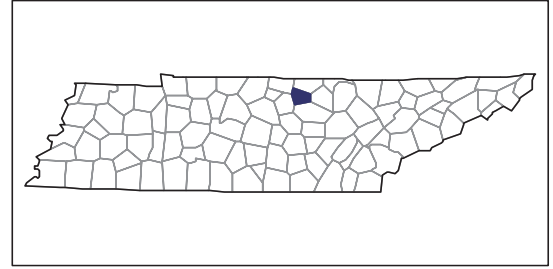


United States Department of Agriculture  
National Agricultural Statistics Service

[www.agcensus.usda.gov](http://www.agcensus.usda.gov)



# 2007 CENSUS OF AGRICULTURE



## Jackson County – Tennessee

### Farms with Native Hawaiian or Other Pacific Islander Operators Compared with All Farms

Data are not available at this geographic level for farms with Native Hawaiian or Other Pacific Islander operators.

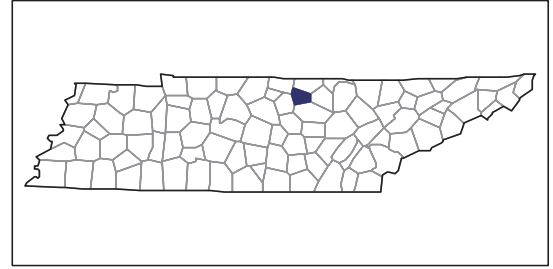


United States Department of Agriculture  
National Agricultural Statistics Service

[www.agcensus.usda.gov](http://www.agcensus.usda.gov)



# 2007 CENSUS OF AGRICULTURE



## Jackson County – Tennessee

### Farms with White Operators Compared with All Farms

Data are not available at this geographic level for farms with White operators.



United States Department of Agriculture  
National Agricultural Statistics Service

[www.agcensus.usda.gov](http://www.agcensus.usda.gov)

