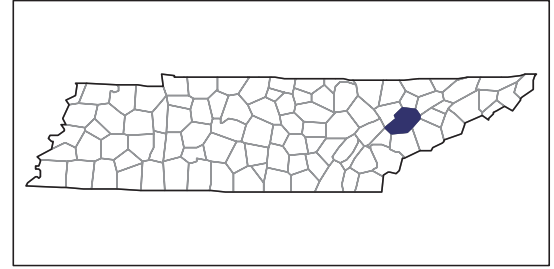


2007 CENSUS OF AGRICULTURE



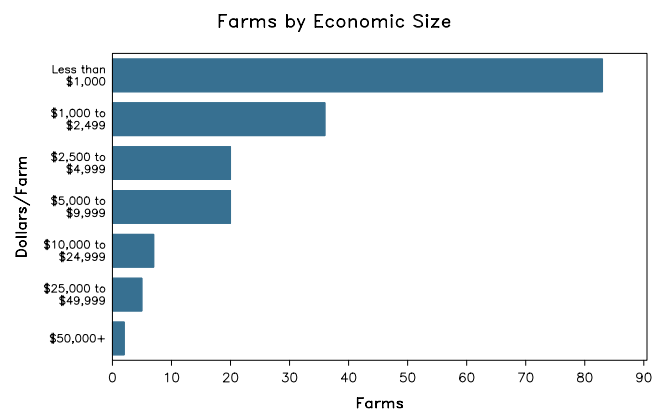
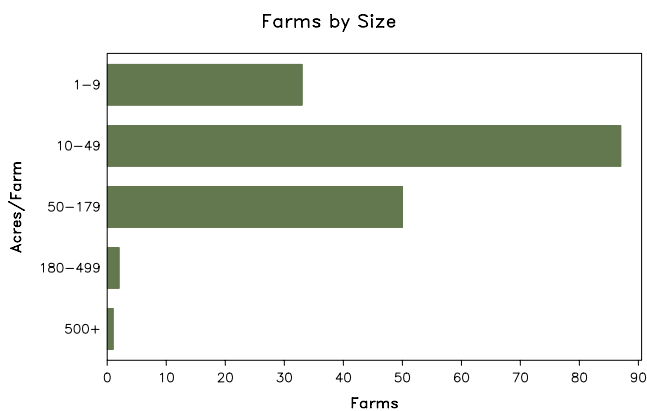
Knox County – Tennessee

Farms with Women Principal Operators Compared with All Farms

	Women Principal Operators	All Farms
Number of Farms	173	1,224
Land in Farms	8,205 acres	82,938 acres
Average Size of Farm	47 acres	68 acres
Market Value of Products Sold	\$725,000	\$19,379,000
Crop Sales	\$223,000	\$11,971,000
Livestock Sales	\$502,000	\$7,408,000
Average Per Farm	\$4,188	\$15,832
Government Payments	\$11,000	\$102,000
Average Per Farm Receiving Payments	\$810	\$1,954

See footnotes on reverse page.

Farms with Women Principal Operators



2007 CENSUS OF AGRICULTURE

Knox County – Tennessee Farms with Women Principal Operators

Selected Highlights

Item	Farms	Quantity
MARKET VALUE OF AGRICULTURAL PRODUCTS SOLD (\$1,000)		
Total value of agricultural products sold	173	725
Value of crops including nursery and greenhouse	53	223
Value of livestock, poultry, and their products	81	502
VALUE OF SALES BY COMMODITY GROUP (\$1,000)		
Grains, oilseeds, dry beans, and dry peas	-	-
Tobacco	-	-
Cotton and cottonseed	-	-
Vegetables, melons, potatoes and sweet potatoes	3	(D)
Fruits, tree nuts, and berries	4	(D)
Nursery, greenhouse, floriculture, and sod	9	170
Cut Christmas trees and short rotation woody crops	-	-
Other crops and hay	39	(D)
Poultry and eggs	10	(D)
Cattle and calves	50	348
Milk and other dairy products from cows	1	(D)
Hogs and pigs	1	(D)
Sheep, goats, and their products	11	47
Horses, ponies, mules, burros, and donkeys	25	90
Aquaculture	-	-
Other animals and other animal products	10	14
TOP CROP ITEMS (acres)		
Forage - land used for all hay and haylage, grass silage, and greenchop	77	2,386
Land in berries	4	(D)
Floriculture crops, total	5	3
Vegetables harvested for sale	3	2
Nursery stock	1	(D)
TOP LIVESTOCK INVENTORY ITEMS (number)		
Cattle and calves	69	1,852
Horses and ponies	85	1,137
Rabbits and their pelts	11	470
Layers	10	374
Sheep and lambs	4	142

Operator Characteristics

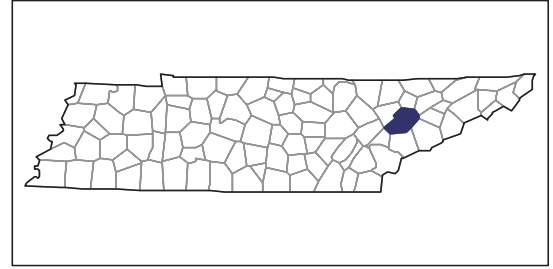
Item	Quantity
Primary occupation:	
Farming	86
Other	87
Days worked off farm:	
None	88
Any	85
Years on present farm:	
2 years or less	6
3 to 4 years	17
5 to 9 years	33
10 years or more	117
Age group:	
Under 45 years	29
45 to 64 years	79
65 years and over	65
Average age of principal operator (years)	59.8

Economic Characteristics

Item	Quantity
Farms by value of sales:	
Less than \$1,000	84
\$1,000 to \$2,499	36
\$2,500 to \$4,999	19
\$5,000 to \$9,999	20
\$10,000 to \$49,999	12
\$50,000 to \$99,999	2
\$100,000 to \$249,999	-
\$250,000 to \$499,999	-
\$500,000 or more	-
Total farm production expenses (\$1,000)	2,614
Average per farm (\$)	15,109
Net cash farm income of operation (\$1,000)	-1,065
Average per farm (\$)	-6,158
Value of agricultural products sold directly to individuals for human consumption (\$1,000)	81
Total organic product sales (\$1,000)	(D)
Total income from farm-related sources, gross before taxes and expenses (\$1,000)	813

See "Census of Agriculture, Volume 1, Geographic Area Series" for complete footnotes, explanations, definitions, and methodology.
(D) Cannot be disclosed. (Z) Less than half of the unit shown.

2007 CENSUS OF AGRICULTURE



Knox County – Tennessee

Farms with Spanish, Hispanic, or Latino Operators Compared with All Farms

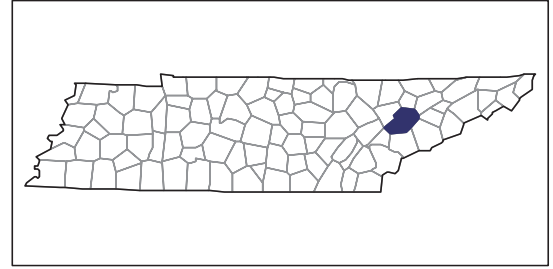
Data are not available at this geographic level for farms with Spanish, Hispanic, or Latino operators.



United States Department of Agriculture
National Agricultural Statistics Service

www.agcensus.usda.gov

2007 CENSUS OF AGRICULTURE



Knox County – Tennessee

Farms with American Indian or Alaska Native Operators Compared with All Farms

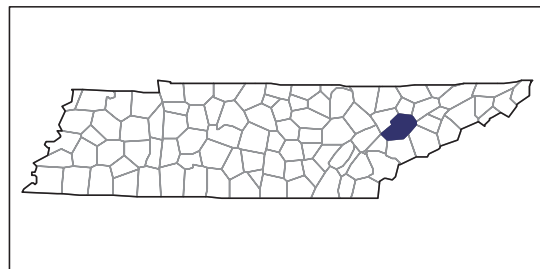
Data are not available at this geographic level for farms with American Indian or Alaska Native operators.



United States Department of Agriculture
National Agricultural Statistics Service

www.agcensus.usda.gov

2007 CENSUS OF AGRICULTURE



Knox County – Tennessee

Farms with Asian Operators Compared with All Farms

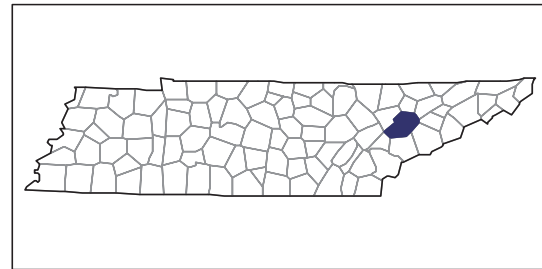
Data are not available at this geographic level for farms with Asian operators.



United States Department of Agriculture
National Agricultural Statistics Service

www.agcensus.usda.gov

2007 CENSUS OF AGRICULTURE



Knox County – Tennessee

Farms with Black or African American Operators Compared with All Farms

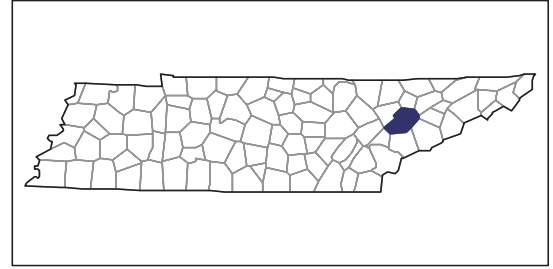
Data are not available at this geographic level for farms with Black or African American operators.



United States Department of Agriculture
National Agricultural Statistics Service

www.agcensus.usda.gov

2007 CENSUS OF AGRICULTURE



Knox County – Tennessee

Farms with Native Hawaiian or Other Pacific Islander Operators Compared with All Farms

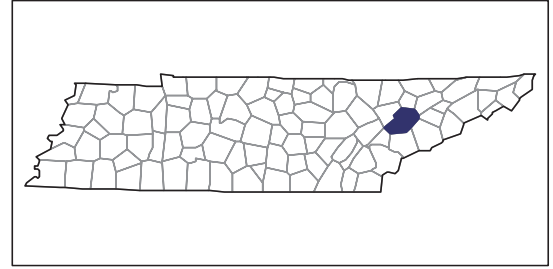
Data are not available at this geographic level for farms with Native Hawaiian or Other Pacific Islander operators.



United States Department of Agriculture
National Agricultural Statistics Service

www.agcensus.usda.gov

2007 CENSUS OF AGRICULTURE



Knox County – Tennessee

Farms with White Operators Compared with All Farms

Data are not available at this geographic level for farms with White operators.



United States Department of Agriculture
National Agricultural Statistics Service

www.agcensus.usda.gov

