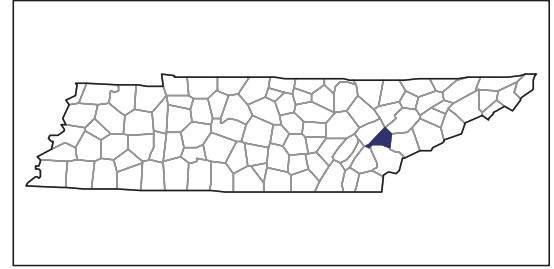


2007 CENSUS OF AGRICULTURE



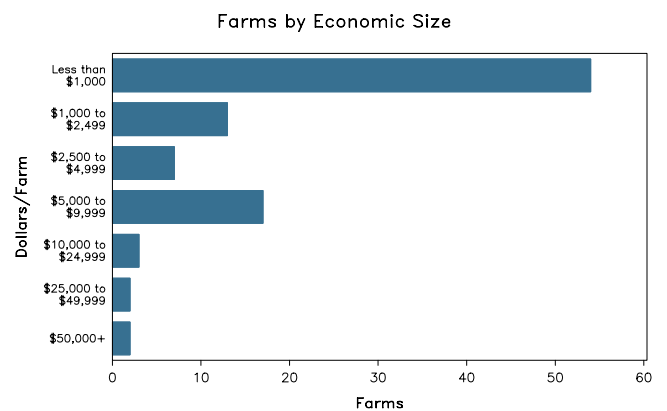
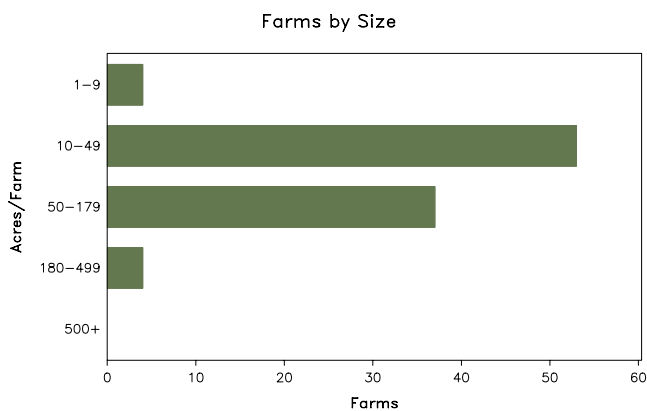
Loudon County – Tennessee

Farms with Women Principal Operators Compared with All Farms

	Women Principal Operators	All Farms
Number of Farms	98	768
Land in Farms	5,800 acres	77,040 acres
Average Size of Farm	59 acres	100 acres
Market Value of Products Sold	\$440,000	\$60,232,000
Crop Sales	\$40,000	(D)
Livestock Sales	\$400,000	(D)
Average Per Farm	\$4,489	\$78,427
Government Payments	\$5,000	\$159,000
Average Per Farm Receiving Payments	\$318	\$1,363

See footnotes on reverse page.

Farms with Women Principal Operators



2007 CENSUS OF AGRICULTURE

Loudon County – Tennessee Farms with Women Principal Operators

Selected Highlights

Item	Farms	Quantity
MARKET VALUE OF AGRICULTURAL PRODUCTS SOLD (\$1,000)		
Total value of agricultural products sold	98	440
Value of crops including nursery and greenhouse	25	40
Value of livestock, poultry, and their products	40	400
VALUE OF SALES BY COMMODITY GROUP (\$1,000)		
Grains, oilseeds, dry beans, and dry peas	-	-
Tobacco	-	-
Cotton and cottonseed	-	-
Vegetables, melons, potatoes and sweet potatoes	-	-
Fruits, tree nuts, and berries	1	(D)
Nursery, greenhouse, floriculture, and sod	-	-
Cut Christmas trees and short rotation woody crops	-	-
Other crops and hay	24	(D)
Poultry and eggs	3	1
Cattle and calves	33	280
Milk and other dairy products from cows	1	(D)
Hogs and pigs	1	(D)
Sheep, goats, and their products	-	-
Horses, ponies, mules, burros, and donkeys	9	(D)
Aquaculture	-	-
Other animals and other animal products	1	(D)
TOP CROP ITEMS (acres)		
Forage - land used for all hay and haylage, grass silage, and greenchop	58	1,690
Land in berries	1	(D)
TOP LIVESTOCK INVENTORY ITEMS (number)		
Cattle and calves	54	1,673
Horses and ponies	41	366
Layers	8	80
Goats, all	7	30
Llamas	1	(D)

Operator Characteristics

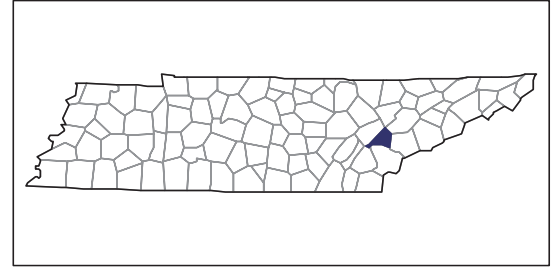
Item	Quantity
Primary occupation:	
Farming	45
Other	53
Days worked off farm:	
None	32
Any	66
Years on present farm:	
2 years or less	10
3 to 4 years	10
5 to 9 years	8
10 years or more	70
Age group:	
Under 45 years	23
45 to 64 years	40
65 years and over	35
Average age of principal operator (years)	56.7

Economic Characteristics

Item	Quantity
Farms by value of sales:	
Less than \$1,000	55
\$1,000 to \$2,499	12
\$2,500 to \$4,999	7
\$5,000 to \$9,999	17
\$10,000 to \$49,999	5
\$50,000 to \$99,999	2
\$100,000 to \$249,999	-
\$250,000 to \$499,999	-
\$500,000 or more	-
Total farm production expenses (\$1,000)	1,104
Average per farm (\$)	11,268
Net cash farm income of operation (\$1,000)	-405
Average per farm (\$)	-4,128
Value of agricultural products sold directly to individuals for human consumption (\$1,000)	45
Total organic product sales (\$1,000)	-
Total income from farm-related sources, gross before taxes and expenses (\$1,000)	255

See "Census of Agriculture, Volume 1, Geographic Area Series" for complete footnotes, explanations, definitions, and methodology.
(D) Cannot be disclosed. (Z) Less than half of the unit shown.

2007 CENSUS OF AGRICULTURE



Loudon County – Tennessee

Farms with Spanish, Hispanic, or Latino Operators Compared with All Farms

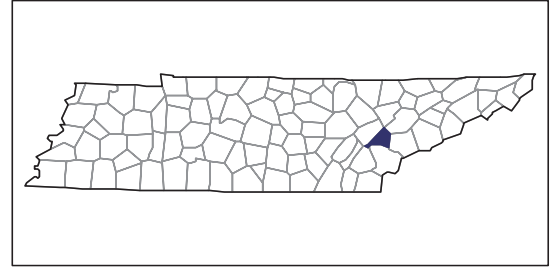
Data are not available at this geographic level for farms with Spanish, Hispanic, or Latino operators.



United States Department of Agriculture
National Agricultural Statistics Service

www.agcensus.usda.gov

2007 CENSUS OF AGRICULTURE



Loudon County – Tennessee

Farms with American Indian or Alaska Native Operators Compared with All Farms

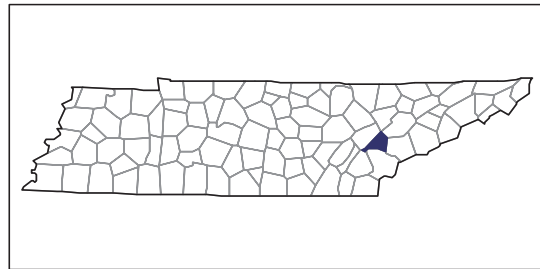
Data are not available at this geographic level for farms with American Indian or Alaska Native operators.



United States Department of Agriculture
National Agricultural Statistics Service

www.agcensus.usda.gov

2007 CENSUS OF AGRICULTURE



Loudon County – Tennessee

Farms with Asian Operators Compared with All Farms

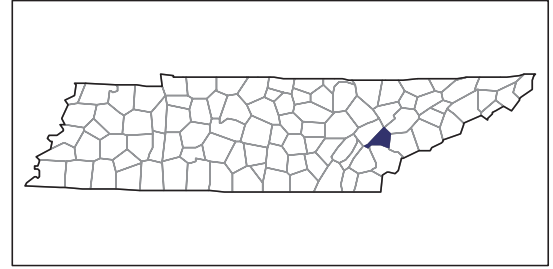
Data are not available at this geographic level for farms with Asian operators.



United States Department of Agriculture
National Agricultural Statistics Service

www.agcensus.usda.gov

2007 CENSUS OF AGRICULTURE



Loudon County – Tennessee

Farms with Black or African American Operators Compared with All Farms

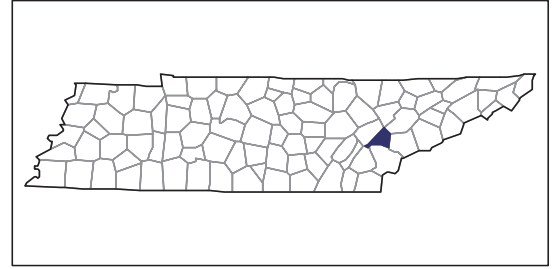
Data are not available at this geographic level for farms with Black or African American operators.



United States Department of Agriculture
National Agricultural Statistics Service

www.agcensus.usda.gov

2007 CENSUS *OF* AGRICULTURE



Loudon County – Tennessee

Farms with Native Hawaiian or Other Pacific Islander Operators Compared with All Farms

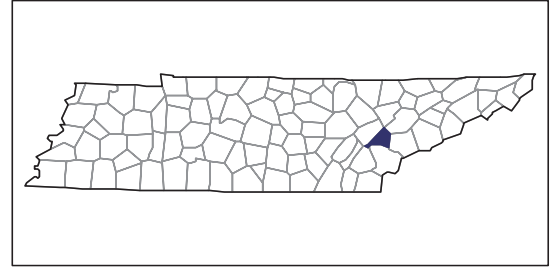
Data are not available at this geographic level for farms with Native Hawaiian or Other Pacific Islander operators.



United States Department of Agriculture
National Agricultural Statistics Service

www.agcensus.usda.gov

2007 CENSUS OF AGRICULTURE



Loudon County – Tennessee

Farms with White Operators Compared with All Farms

Data are not available at this geographic level for farms with White operators.



United States Department of Agriculture
National Agricultural Statistics Service

www.agcensus.usda.gov

