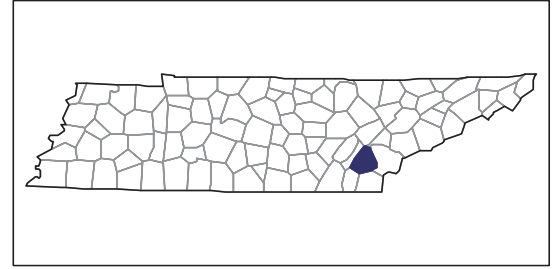


# 2007 CENSUS OF AGRICULTURE



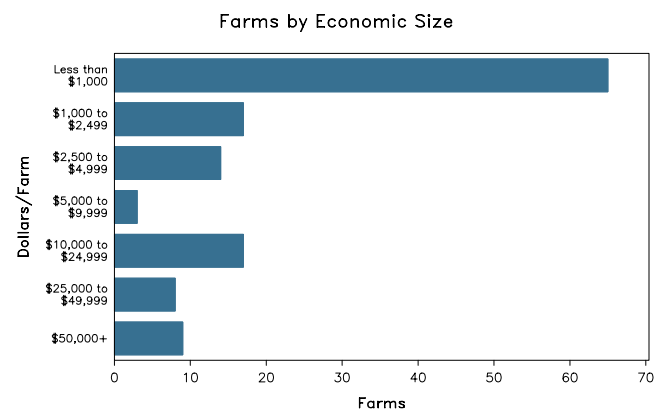
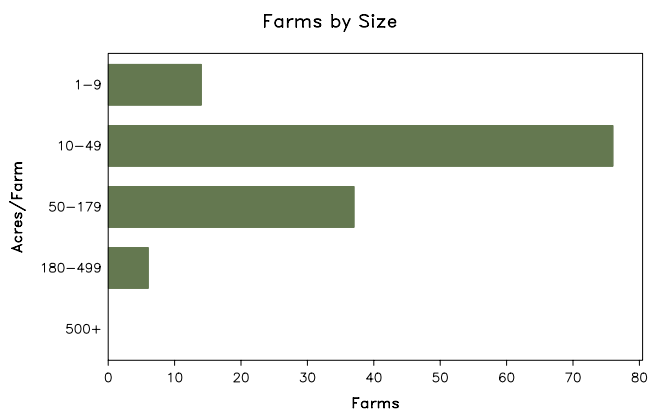
## McMinn County – Tennessee

### Farms with Women Principal Operators Compared with All Farms

	Women Principal Operators	All Farms
<b>Number of Farms</b>	133	1,204
<b>Land in Farms</b>	7,115 acres	122,502 acres
<b>Average Size of Farm</b>	53 acres	102 acres
<b>Market Value of Products Sold</b>	\$8,410,000	\$48,446,000
Crop Sales	\$207,000	\$2,346,000
Livestock Sales	\$8,204,000	\$46,100,000
Average Per Farm	\$63,234	\$40,237
<b>Government Payments</b>	\$6,000	\$177,000
Average Per Farm Receiving Payments	\$772	\$1,684

See footnotes on reverse page.

### Farms with Women Principal Operators



# 2007 CENSUS OF AGRICULTURE

## McMinn County – Tennessee Farms with Women Principal Operators

### Selected Highlights

Item	Farms	Quantity
<b>MARKET VALUE OF AGRICULTURAL PRODUCTS SOLD (\$1,000)</b>		
Total value of agricultural products sold	133	8,410
Value of crops including nursery and greenhouse	18	207
Value of livestock, poultry, and their products	65	8,204
<b>VALUE OF SALES BY COMMODITY GROUP (\$1,000)</b>		
Grains, oilseeds, dry beans, and dry peas	-	-
Tobacco	-	-
Cotton and cottonseed	-	-
Vegetables, melons, potatoes and sweet potatoes	5	106
Fruits, tree nuts, and berries	-	-
Nursery, greenhouse, floriculture, and sod	7	89
Cut Christmas trees and short rotation woody crops	-	-
Other crops and hay	11	12
Poultry and eggs	14	7,181
Cattle and calves	43	961
Milk and other dairy products from cows	4	12
Hogs and pigs	2	(D)
Sheep, goats, and their products	7	(D)
Horses, ponies, mules, burros, and donkeys	7	20
Aquaculture	-	-
Other animals and other animal products	3	(D)
<b>TOP CROP ITEMS (acres)</b>		
Forage - land used for all hay and haylage, grass silage, and greenchop	51	1,435
Corn for silage or greenchop	1	(D)
Vegetables harvested for sale	5	35
Sweet corn	5	15
Cantaloupes	5	10
<b>TOP LIVESTOCK INVENTORY ITEMS (number)</b>		
Broilers and other meat-type chickens	8	558,000
Cattle and calves	71	1,763
Horses and ponies	43	221
Layers	16	155
Goats, all	7	60

### Operator Characteristics

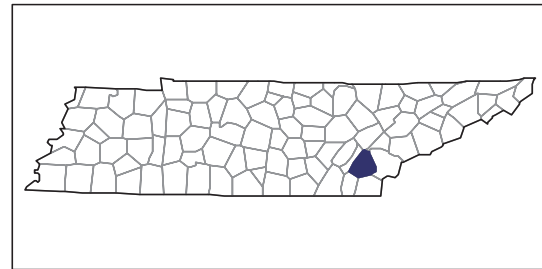
Item	Quantity
Primary occupation:	
Farming	44
Other	89
Days worked off farm:	
None	38
Any	95
Years on present farm:	
2 years or less	4
3 to 4 years	2
5 to 9 years	35
10 years or more	92
Age group:	
Under 45 years	26
45 to 64 years	73
65 years and over	34
Average age of principal operator (years)	56.3

### Economic Characteristics

Item	Quantity
Farms by value of sales:	
Less than \$1,000	67
\$1,000 to \$2,499	15
\$2,500 to \$4,999	14
\$5,000 to \$9,999	3
\$10,000 to \$49,999	25
\$50,000 to \$99,999	-
\$100,000 to \$249,999	-
\$250,000 to \$499,999	-
\$500,000 or more	9
Total farm production expenses (\$1,000)	6,700
Average per farm (\$)	50,374
Net cash farm income of operation (\$1,000)	1,799
Average per farm (\$)	13,525
Value of agricultural products sold directly to individuals for human consumption (\$1,000)	18
Total organic product sales (\$1,000)	-
Total income from farm-related sources, gross before taxes and expenses (\$1,000)	82

See "Census of Agriculture, Volume 1, Geographic Area Series" for complete footnotes, explanations, definitions, and methodology.  
(D) Cannot be disclosed. (Z) Less than half of the unit shown.

# 2007 CENSUS OF AGRICULTURE



## McMinn County – Tennessee

### Farms with Spanish, Hispanic, or Latino Operators Compared with All Farms

Data are not available at this geographic level for farms with Spanish, Hispanic, or Latino operators.

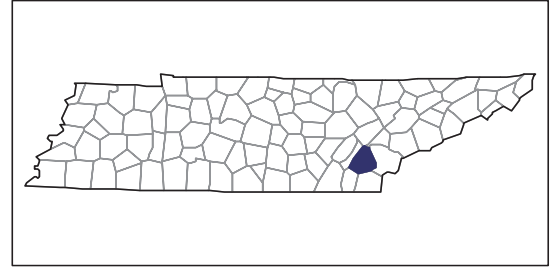


United States Department of Agriculture  
National Agricultural Statistics Service

[www.agcensus.usda.gov](http://www.agcensus.usda.gov)



# 2007 CENSUS OF AGRICULTURE



## McMinn County – Tennessee

### Farms with American Indian or Alaska Native Operators Compared with All Farms

Data are not available at this geographic level for farms with American Indian or Alaska Native operators.

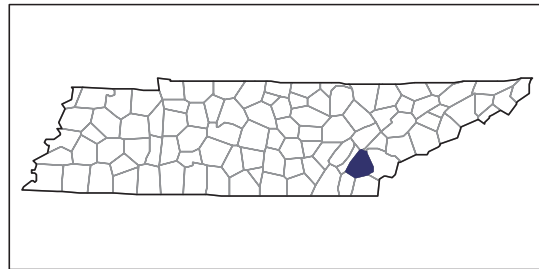


United States Department of Agriculture  
National Agricultural Statistics Service

[www.agcensus.usda.gov](http://www.agcensus.usda.gov)



# 2007 CENSUS OF AGRICULTURE



## McMinn County – Tennessee

### Farms with Asian Operators Compared with All Farms

Data are not available at this geographic level for farms with Asian operators.



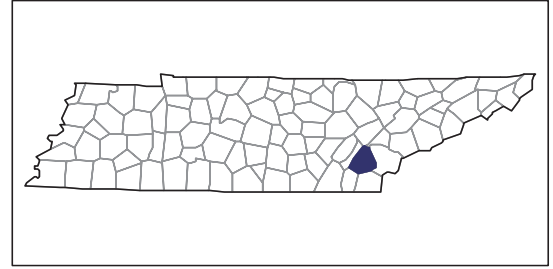
United States Department of Agriculture  
National Agricultural Statistics Service

[www.agcensus.usda.gov](http://www.agcensus.usda.gov)





# 2007 CENSUS OF AGRICULTURE



## McMinn County – Tennessee

### Farms with Black or African American Operators Compared with All Farms

Data are not available at this geographic level for farms with Black or African American operators.

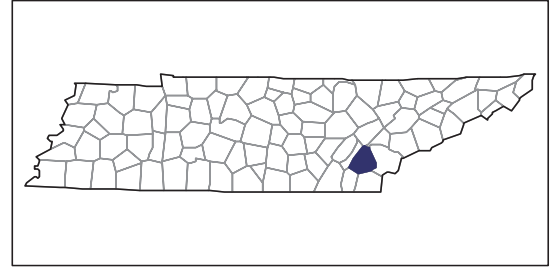


United States Department of Agriculture  
National Agricultural Statistics Service

[www.agcensus.usda.gov](http://www.agcensus.usda.gov)



# 2007 CENSUS OF AGRICULTURE



## McMinn County – Tennessee

### Farms with Native Hawaiian or Other Pacific Islander Operators Compared with All Farms

Data are not available at this geographic level for farms with Native Hawaiian or Other Pacific Islander operators.

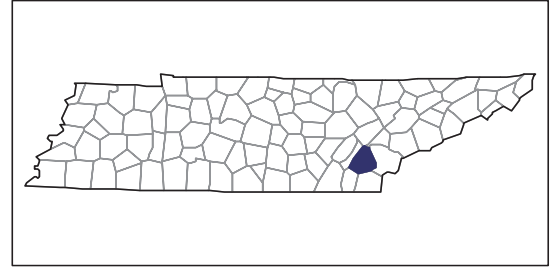


United States Department of Agriculture  
National Agricultural Statistics Service

[www.agcensus.usda.gov](http://www.agcensus.usda.gov)



# 2007 CENSUS OF AGRICULTURE



## McMinn County – Tennessee

### Farms with White Operators Compared with All Farms

Data are not available at this geographic level for farms with White operators.



United States Department of Agriculture  
National Agricultural Statistics Service

[www.agcensus.usda.gov](http://www.agcensus.usda.gov)

