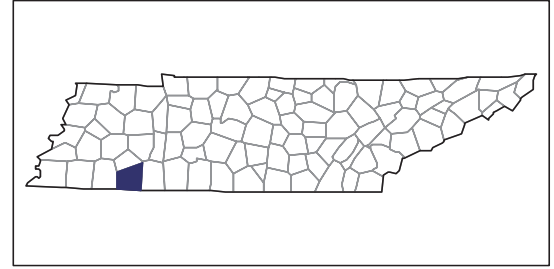


2007 CENSUS OF AGRICULTURE



McNairy County – Tennessee

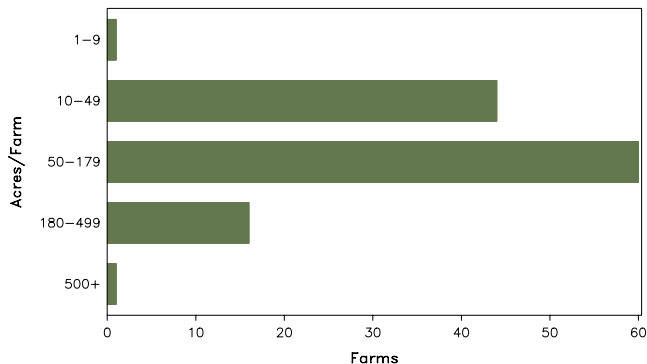
Farms with Women Principal Operators Compared with All Farms

	Women Principal Operators	All Farms
Number of Farms	122	763
Land in Farms	10,713 acres	122,763 acres
Average Size of Farm	88 acres	161 acres
Market Value of Products Sold	\$165,000	\$12,033,000
Crop Sales	\$57,000	\$8,858,000
Livestock Sales	\$108,000	\$3,175,000
Average Per Farm	\$1,349	\$15,771
Government Payments	\$266,000	\$1,587,000
Average Per Farm Receiving Payments	\$3,166	\$3,313

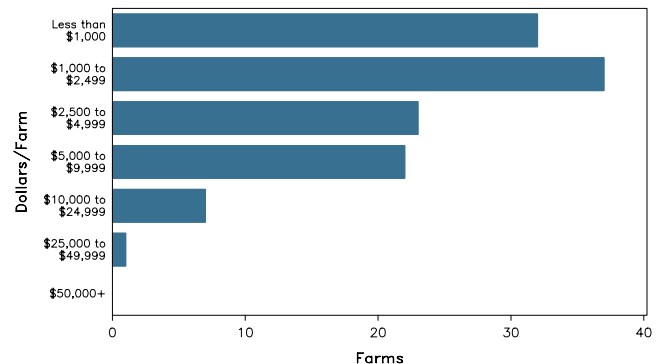
See footnotes on reverse page.

Farms with Women Principal Operators

Farms by Size



Farms by Economic Size



2007 CENSUS OF AGRICULTURE

McNairy County – Tennessee Farms with Women Principal Operators

Selected Highlights

Item	Farms	Quantity
MARKET VALUE OF AGRICULTURAL PRODUCTS SOLD (\$1,000)		
Total value of agricultural products sold	122	165
Value of crops including nursery and greenhouse	16	57
Value of livestock, poultry, and their products	26	108
VALUE OF SALES BY COMMODITY GROUP (\$1,000)		
Grains, oilseeds, dry beans, and dry peas	8	(D)
Tobacco	-	-
Cotton and cottonseed	-	-
Vegetables, melons, potatoes and sweet potatoes	1	(D)
Fruits, tree nuts, and berries	-	-
Nursery, greenhouse, floriculture, and sod	1	(D)
Cut Christmas trees and short rotation woody crops	-	-
Other crops and hay	7	14
Poultry and eggs	3	(D)
Cattle and calves	19	97
Milk and other dairy products from cows	-	-
Hogs and pigs	1	(D)
Sheep, goats, and their products	5	6
Horses, ponies, mules, burros, and donkeys	2	(D)
Aquaculture	-	-
Other animals and other animal products	2	(D)
TOP CROP ITEMS (acres)		
Forage - land used for all hay and haylage, grass silage, and greenchop	20	614
Corn for grain	6	73
Soybeans for beans	1	(D)
Nursery stock	1	(D)
TOP LIVESTOCK INVENTORY ITEMS (number)		
Cattle and calves	25	380
Goats, all	10	142
Layers	5	82
Horses and ponies	18	68
Rabbits and their pelts	1	(D)

Operator Characteristics

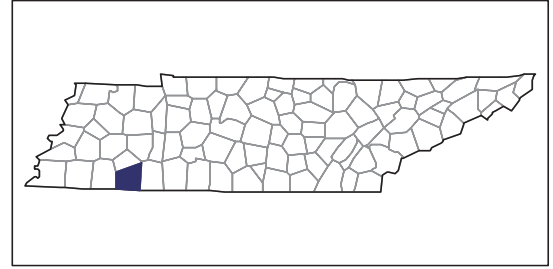
Item	Quantity
Primary occupation:	
Farming	19
Other	103
Days worked off farm:	
None	62
Any	60
Years on present farm:	
2 years or less	12
3 to 4 years	3
5 to 9 years	12
10 years or more	95
Age group:	
Under 45 years	12
45 to 64 years	47
65 years and over	63
Average age of principal operator (years)	65.7

Economic Characteristics

Item	Quantity
Farms by value of sales:	
Less than \$1,000	96
\$1,000 to \$2,499	8
\$2,500 to \$4,999	8
\$5,000 to \$9,999	6
\$10,000 to \$49,999	4
\$50,000 to \$99,999	-
\$100,000 to \$249,999	-
\$250,000 to \$499,999	-
\$500,000 or more	-
Total farm production expenses (\$1,000)	515
Average per farm (\$)	4,224
Net cash farm income of operation (\$1,000)	158
Average per farm (\$)	1,293
Value of agricultural products sold directly to individuals for human consumption (\$1,000)	(D)
Total organic product sales (\$1,000)	-
Total income from farm-related sources, gross before taxes and expenses (\$1,000)	243

See "Census of Agriculture, Volume 1, Geographic Area Series" for complete footnotes, explanations, definitions, and methodology.
(D) Cannot be disclosed. (Z) Less than half of the unit shown.

2007 CENSUS OF AGRICULTURE



McNairy County – Tennessee

Farms with Spanish, Hispanic, or Latino Operators Compared with All Farms

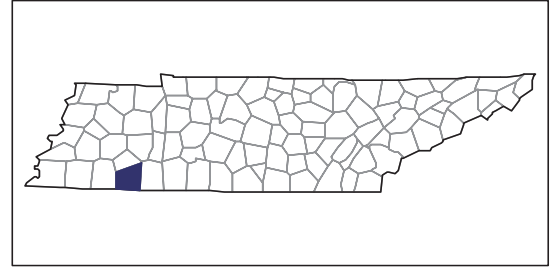
Data are not available at this geographic level for farms with Spanish, Hispanic, or Latino operators.



United States Department of Agriculture
National Agricultural Statistics Service

www.agcensus.usda.gov

2007 CENSUS OF AGRICULTURE



McNairy County – Tennessee

Farms with American Indian or Alaska Native Operators Compared with All Farms

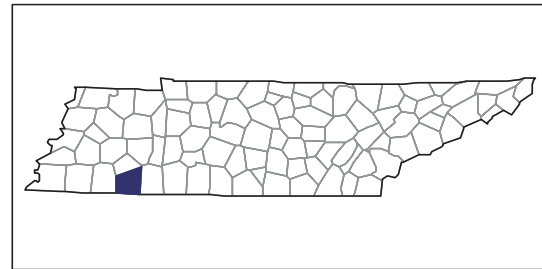
Data are not available at this geographic level for farms with American Indian or Alaska Native operators.



United States Department of Agriculture
National Agricultural Statistics Service

www.agcensus.usda.gov

2007 CENSUS OF AGRICULTURE



McNairy County – Tennessee

Farms with Asian Operators Compared with All Farms

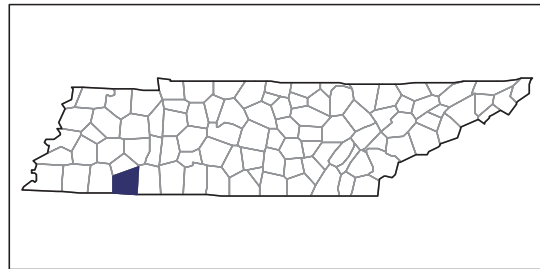
Data are not available at this geographic level for farms with Asian operators.



United States Department of Agriculture
National Agricultural Statistics Service

www.agcensus.usda.gov

2007 CENSUS OF AGRICULTURE



McNairy County – Tennessee

Farms with Black or African American Operators Compared with All Farms

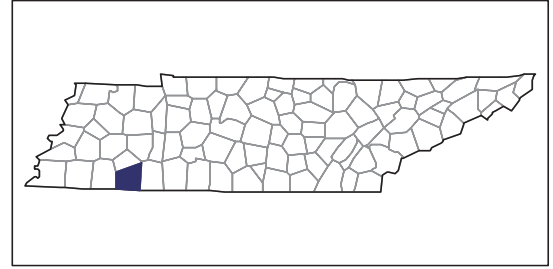
Data are not available at this geographic level for farms with Black or African American operators.



United States Department of Agriculture
National Agricultural Statistics Service

www.agcensus.usda.gov

2007 CENSUS *OF* AGRICULTURE



McNairy County – Tennessee

Farms with Native Hawaiian or Other Pacific Islander Operators Compared with All Farms

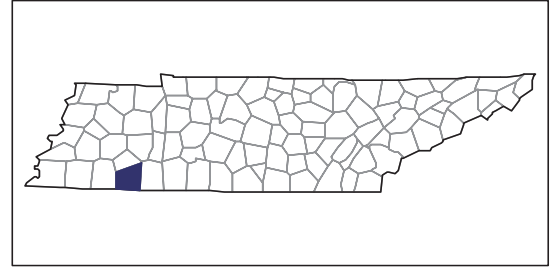
Data are not available at this geographic level for farms with Native Hawaiian or Other Pacific Islander operators.



United States Department of Agriculture
National Agricultural Statistics Service

www.agcensus.usda.gov

2007 CENSUS OF AGRICULTURE



McNairy County – Tennessee

Farms with White Operators Compared with All Farms

Data are not available at this geographic level for farms with White operators.



United States Department of Agriculture
National Agricultural Statistics Service

www.agcensus.usda.gov

