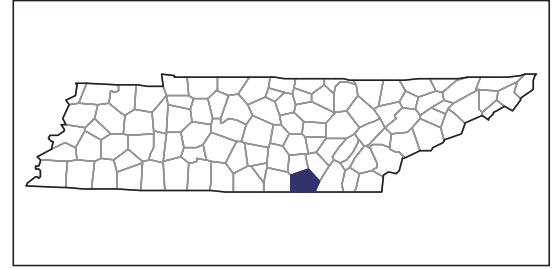


# 2007 CENSUS OF AGRICULTURE



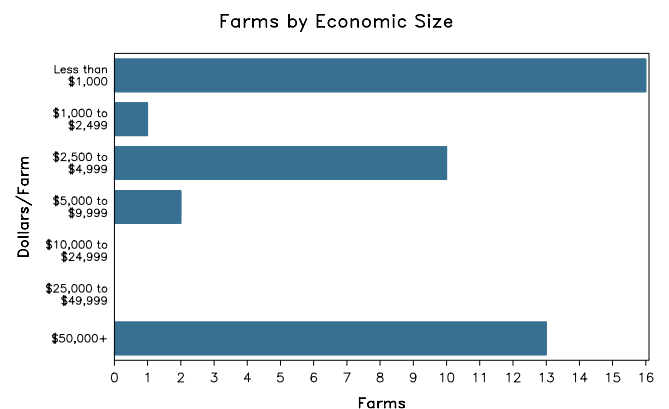
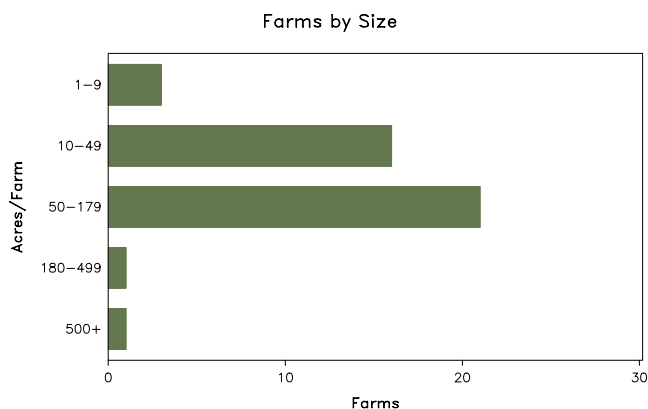
## Marion County – Tennessee

### Farms with Women Principal Operators Compared with All Farms

	Women Principal Operators	All Farms
<b>Number of Farms</b>	42	392
<b>Land in Farms</b>	3,146 acres	50,593 acres
<b>Average Size of Farm</b>	75 acres	129 acres
<b>Market Value of Products Sold</b>	\$8,686,000	\$20,291,000
Crop Sales	(D)	\$2,304,000
Livestock Sales	(D)	\$17,986,000
Average Per Farm	\$206,807	\$51,762
<b>Government Payments</b>	\$6,000	\$115,000
Average Per Farm Receiving Payments	\$801	\$2,865

See footnotes on reverse page.

### Farms with Women Principal Operators



# 2007 CENSUS OF AGRICULTURE

## Marion County – Tennessee Farms with Women Principal Operators

### Selected Highlights

Item	Farms	Quantity
<b>MARKET VALUE OF AGRICULTURAL PRODUCTS SOLD (\$1,000)</b>		
Total value of agricultural products sold	42	8,686
Value of crops including nursery and greenhouse	5	(D)
Value of livestock, poultry, and their products	27	(D)
<b>VALUE OF SALES BY COMMODITY GROUP (\$1,000)</b>		
Grains, oilseeds, dry beans, and dry peas	-	-
Tobacco	-	-
Cotton and cottonseed	-	-
Vegetables, melons, potatoes and sweet potatoes	2	(D)
Fruits, tree nuts, and berries	-	-
Nursery, greenhouse, floriculture, and sod	1	(D)
Cut Christmas trees and short rotation woody crops	-	-
Other crops and hay	2	(D)
Poultry and eggs	13	8,540
Cattle and calves	13	(D)
Milk and other dairy products from cows	-	-
Hogs and pigs	-	-
Sheep, goats, and their products	1	(D)
Horses, ponies, mules, burros, and donkeys	1	(D)
Aquaculture	-	-
Other animals and other animal products	-	-
<b>TOP CROP ITEMS (acres)</b>		
Forage - land used for all hay and haylage, grass silage, and greenchop	9	435
Nursery stock	1	(D)
Short-rotation woody crops	3	6
Vegetables harvested for sale	2	(D)
Apples	1	(D)
<b>TOP LIVESTOCK INVENTORY ITEMS (number)</b>		
Broilers and other meat-type chickens	12	768,000
Cattle and calves	13	486
Horses and ponies	7	88
Layers	1	(D)
Goats, all	1	(D)

### Operator Characteristics

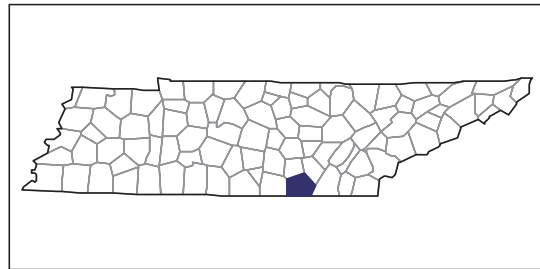
Item	Quantity
Primary occupation:	
Farming	21
Other	21
Days worked off farm:	
None	22
Any	20
Years on present farm:	
2 years or less	2
3 to 4 years	-
5 to 9 years	14
10 years or more	26
Age group:	
Under 45 years	1
45 to 64 years	30
65 years and over	11
Average age of principal operator (years)	60.4

### Economic Characteristics

Item	Quantity
Farms by value of sales:	
Less than \$1,000	16
\$1,000 to \$2,499	1
\$2,500 to \$4,999	10
\$5,000 to \$9,999	2
\$10,000 to \$49,999	-
\$50,000 to \$99,999	-
\$100,000 to \$249,999	1
\$250,000 to \$499,999	-
\$500,000 or more	12
Total farm production expenses (\$1,000)	7,036
Average per farm (\$)	167,529
Net cash farm income of operation (\$1,000)	2,088
Average per farm (\$)	49,710
Value of agricultural products sold directly to individuals for human consumption (\$1,000)	(D)
Total organic product sales (\$1,000)	-
Total income from farm-related sources, gross before taxes and expenses (\$1,000)	433

See "Census of Agriculture, Volume 1, Geographic Area Series" for complete footnotes, explanations, definitions, and methodology.  
(D) Cannot be disclosed. (Z) Less than half of the unit shown.

# 2007 CENSUS OF AGRICULTURE



## Marion County – Tennessee

### Farms with Spanish, Hispanic, or Latino Operators Compared with All Farms

Data are not available at this geographic level for farms with Spanish, Hispanic, or Latino operators.

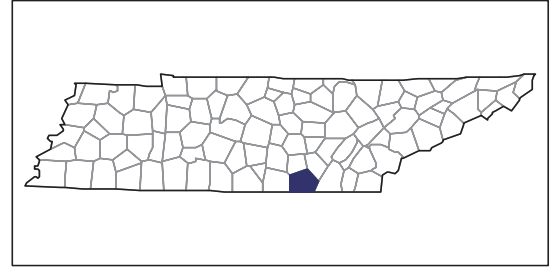


United States Department of Agriculture  
National Agricultural Statistics Service

[www.agcensus.usda.gov](http://www.agcensus.usda.gov)



# 2007 CENSUS OF AGRICULTURE



## Marion County – Tennessee

### Farms with American Indian or Alaska Native Operators Compared with All Farms

Data are not available at this geographic level for farms with American Indian or Alaska Native operators.

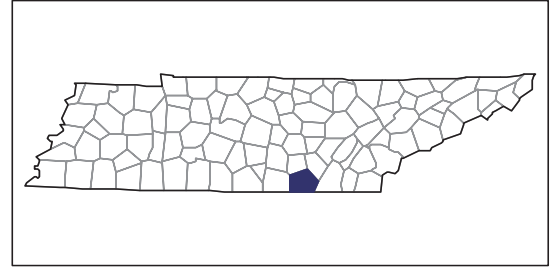


United States Department of Agriculture  
National Agricultural Statistics Service

[www.agcensus.usda.gov](http://www.agcensus.usda.gov)



# 2007 CENSUS OF AGRICULTURE



## Marion County – Tennessee

### Farms with Asian Operators Compared with All Farms

Data are not available at this geographic level for farms with Asian operators.



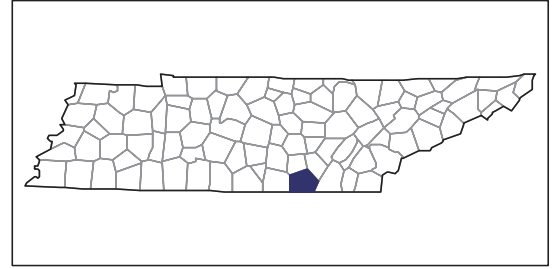
United States Department of Agriculture  
National Agricultural Statistics Service

[www.agcensus.usda.gov](http://www.agcensus.usda.gov)





# 2007 CENSUS OF AGRICULTURE



## Marion County – Tennessee

### Farms with Black or African American Operators Compared with All Farms

Data are not available at this geographic level for farms with Black or African American operators.

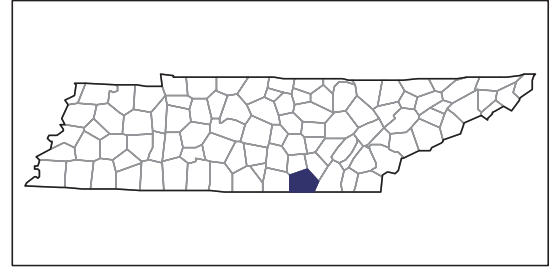


United States Department of Agriculture  
National Agricultural Statistics Service

[www.agcensus.usda.gov](http://www.agcensus.usda.gov)



# 2007 CENSUS OF AGRICULTURE



## Marion County – Tennessee

### Farms with Native Hawaiian or Other Pacific Islander Operators Compared with All Farms

Data are not available at this geographic level for farms with Native Hawaiian or Other Pacific Islander operators.

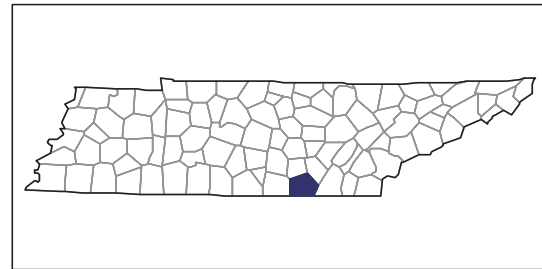


United States Department of Agriculture  
National Agricultural Statistics Service

[www.agcensus.usda.gov](http://www.agcensus.usda.gov)



# 2007 CENSUS OF AGRICULTURE



## Marion County – Tennessee

### Farms with White Operators Compared with All Farms

Data are not available at this geographic level for farms with White operators.



United States Department of Agriculture  
National Agricultural Statistics Service

[www.agcensus.usda.gov](http://www.agcensus.usda.gov)

