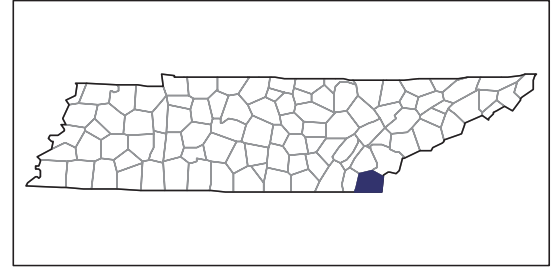


2007 CENSUS OF AGRICULTURE



Polk County – Tennessee

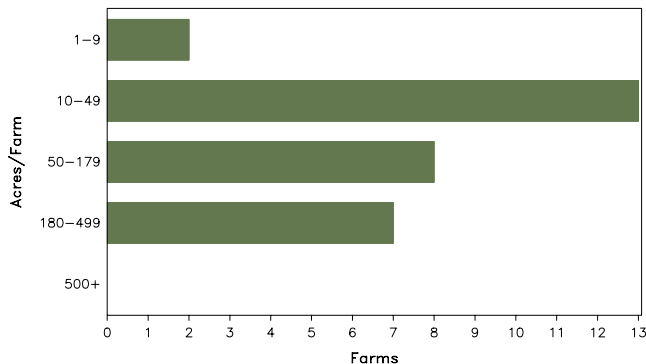
Farms with Women Principal Operators Compared with All Farms

	Women Principal Operators	All Farms
Number of Farms	30	305
Land in Farms	3,761 acres	32,397 acres
Average Size of Farm	125 acres	106 acres
Market Value of Products Sold	\$3,552,000	\$25,075,000
Crop Sales	(D)	\$1,744,000
Livestock Sales	(D)	\$23,331,000
Average Per Farm	\$118,398	\$82,213
Government Payments	(D)	\$148,000
Average Per Farm Receiving Payments	(D)	\$2,837

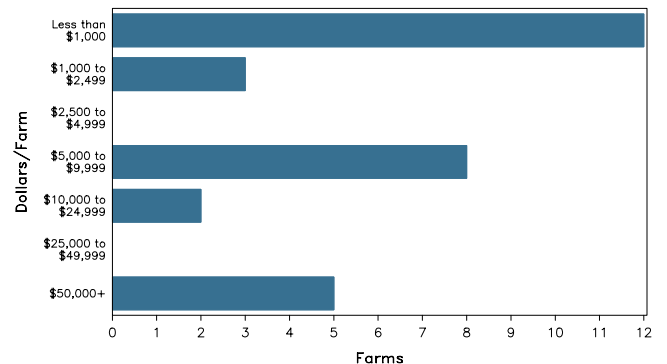
See footnotes on reverse page.

Farms with Women Principal Operators

Farms by Size



Farms by Economic Size



2007 CENSUS OF AGRICULTURE

Polk County – Tennessee Farms with Women Principal Operators

Selected Highlights

Item	Farms	Quantity
MARKET VALUE OF AGRICULTURAL PRODUCTS SOLD (\$1,000)		
Total value of agricultural products sold	30	3,552
Value of crops including nursery and greenhouse	6	(D)
Value of livestock, poultry, and their products	18	(D)
VALUE OF SALES BY COMMODITY GROUP (\$1,000)		
Grains, oilseeds, dry beans, and dry peas	-	-
Tobacco	-	-
Cotton and cottonseed	-	-
Vegetables, melons, potatoes and sweet potatoes	1	(D)
Fruits, tree nuts, and berries	1	(D)
Nursery, greenhouse, floriculture, and sod	1	(D)
Cut Christmas trees and short rotation woody crops	-	-
Other crops and hay	5	3
Poultry and eggs	5	3,467
Cattle and calves	8	(D)
Milk and other dairy products from cows	-	-
Hogs and pigs	-	-
Sheep, goats, and their products	-	-
Horses, ponies, mules, burros, and donkeys	4	8
Aquaculture	-	-
Other animals and other animal products	2	(D)
TOP CROP ITEMS (acres)		
Forage - land used for all hay and haylage, grass silage, and greenchop	18	1,402
Vegetables harvested for sale	1	(D)
Land in berries	1	(D)
Peaches, all	1	(D)
Apples	2	(D)
TOP LIVESTOCK INVENTORY ITEMS (number)		
Broilers and other meat-type chickens	6	230,669
Cattle and calves	12	1,155
Pullets for laying flock replacement	1	(D)
Horses and ponies	11	59
Goats, all	2	(D)

Operator Characteristics

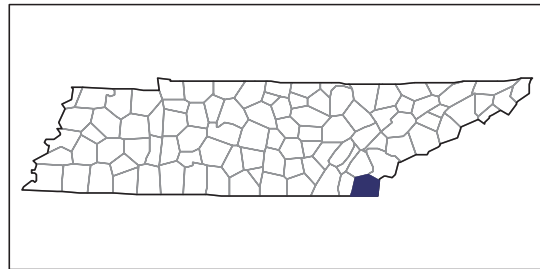
Item	Quantity
Primary occupation:	
Farming	19
Other	11
Days worked off farm:	
None	17
Any	13
Years on present farm:	
2 years or less	1
3 to 4 years	4
5 to 9 years	5
10 years or more	20
Age group:	
Under 45 years	6
45 to 64 years	19
65 years and over	5
Average age of principal operator (years)	53.5

Economic Characteristics

Item	Quantity
Farms by value of sales:	
Less than \$1,000	12
\$1,000 to \$2,499	3
\$2,500 to \$4,999	-
\$5,000 to \$9,999	8
\$10,000 to \$49,999	2
\$50,000 to \$99,999	-
\$100,000 to \$249,999	-
\$250,000 to \$499,999	3
\$500,000 or more	2
Total farm production expenses (\$1,000)	2,869
Average per farm (\$)	95,633
Net cash farm income of operation (\$1,000)	700
Average per farm (\$)	23,328
Value of agricultural products sold directly to individuals for human consumption (\$1,000)	(D)
Total organic product sales (\$1,000)	(D)
Total income from farm-related sources, gross before taxes and expenses (\$1,000)	16

See "Census of Agriculture, Volume 1, Geographic Area Series" for complete footnotes, explanations, definitions, and methodology.
(D) Cannot be disclosed. (Z) Less than half of the unit shown.

2007 CENSUS OF AGRICULTURE



Polk County – Tennessee

Farms with Spanish, Hispanic, or Latino Operators Compared with All Farms

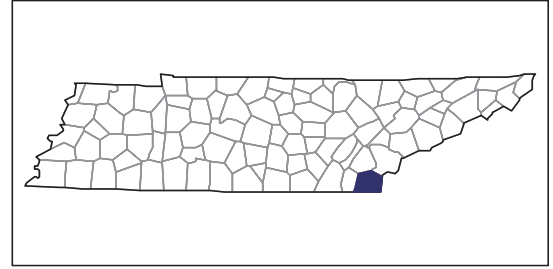
Data are not available at this geographic level for farms with Spanish, Hispanic, or Latino operators.



United States Department of Agriculture
National Agricultural Statistics Service

www.agcensus.usda.gov

2007 CENSUS OF AGRICULTURE



Polk County – Tennessee

Farms with American Indian or Alaska Native Operators Compared with All Farms

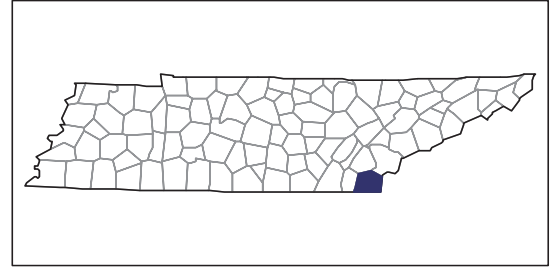
Data are not available at this geographic level for farms with American Indian or Alaska Native operators.



United States Department of Agriculture
National Agricultural Statistics Service

www.agcensus.usda.gov

2007 CENSUS OF AGRICULTURE



Polk County – Tennessee

Farms with Asian Operators Compared with All Farms

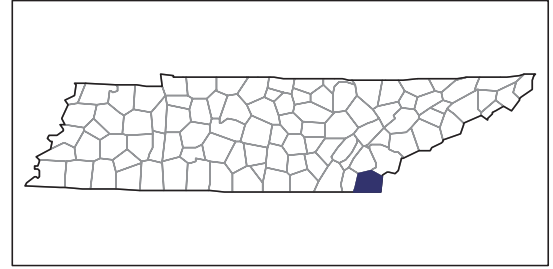
Data are not available at this geographic level for farms with Asian operators.



United States Department of Agriculture
National Agricultural Statistics Service

www.agcensus.usda.gov

2007 CENSUS OF AGRICULTURE



Polk County – Tennessee

Farms with Black or African American Operators Compared with All Farms

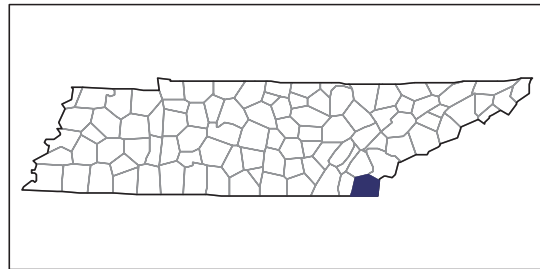
Data are not available at this geographic level for farms with Black or African American operators.



United States Department of Agriculture
National Agricultural Statistics Service

www.agcensus.usda.gov

2007 CENSUS OF AGRICULTURE



Polk County – Tennessee

Farms with Native Hawaiian or Other Pacific Islander Operators Compared with All Farms

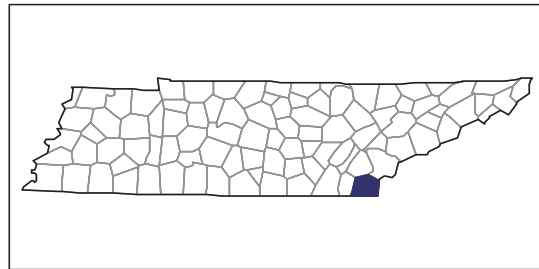
Data are not available at this geographic level for farms with Native Hawaiian or Other Pacific Islander operators.



United States Department of Agriculture
National Agricultural Statistics Service

www.agcensus.usda.gov

2007 CENSUS OF AGRICULTURE



Polk County – Tennessee

Farms with White Operators Compared with All Farms

Data are not available at this geographic level for farms with White operators.



United States Department of Agriculture
National Agricultural Statistics Service

www.agcensus.usda.gov

