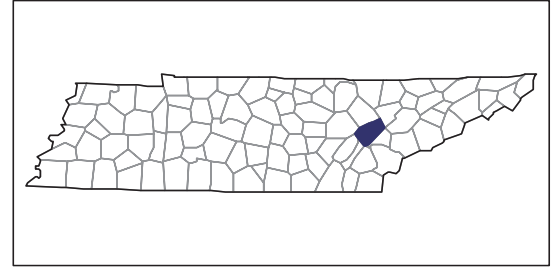


2007 CENSUS OF AGRICULTURE



Roane County – Tennessee

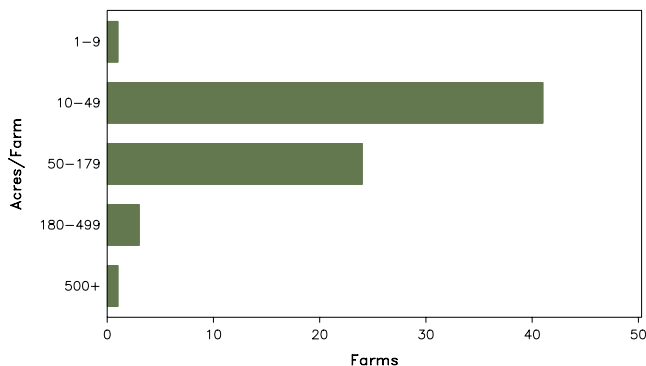
Farms with Women Principal Operators Compared with All Farms

	Women Principal Operators	All Farms
Number of Farms	70	580
Land in Farms	4,855 acres	52,582 acres
Average Size of Farm	69 acres	91 acres
Market Value of Products Sold	\$1,128,000	\$5,138,000
Crop Sales	(D)	\$1,441,000
Livestock Sales	(D)	\$3,696,000
Average Per Farm	\$16,109	\$8,858
Government Payments	(D)	\$21,000
Average Per Farm Receiving Payments	(D)	\$575

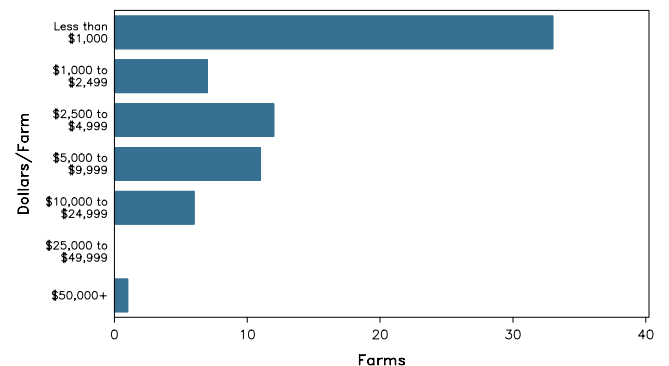
See footnotes on reverse page.

Farms with Women Principal Operators

Farms by Size



Farms by Economic Size



2007 CENSUS OF AGRICULTURE

Roane County – Tennessee Farms with Women Principal Operators

Selected Highlights

Item	Farms	Quantity
MARKET VALUE OF AGRICULTURAL PRODUCTS SOLD (\$1,000)		
Total value of agricultural products sold	70	1,128
Value of crops including nursery and greenhouse	16	(D)
Value of livestock, poultry, and their products	36	(D)
VALUE OF SALES BY COMMODITY GROUP (\$1,000)		
Grains, oilseeds, dry beans, and dry peas	-	-
Tobacco	-	-
Cotton and cottonseed	-	-
Vegetables, melons, potatoes and sweet potatoes	1	(D)
Fruits, tree nuts, and berries	-	-
Nursery, greenhouse, floriculture, and sod	2	(D)
Cut Christmas trees and short rotation woody crops	-	-
Other crops and hay	13	21
Poultry and eggs	10	2
Cattle and calves	25	173
Milk and other dairy products from cows	-	-
Hogs and pigs	-	-
Sheep, goats, and their products	3	(D)
Horses, ponies, mules, burros, and donkeys	5	(D)
Aquaculture	-	-
Other animals and other animal products	3	1
TOP CROP ITEMS (acres)		
Forage - land used for all hay and haylage, grass silage, and greenchop	37	1,019
Field and grass seed crops, all	1	(D)
Apples	1	(D)
Vegetables harvested for sale	1	(D)
Pumpkins	1	(D)
TOP LIVESTOCK INVENTORY ITEMS (number)		
Cattle and calves	32	707
Layers	11	429
Horses and ponies	40	283
Sheep and lambs	5	(D)
Rabbits and their pelts	2	(D)

Operator Characteristics

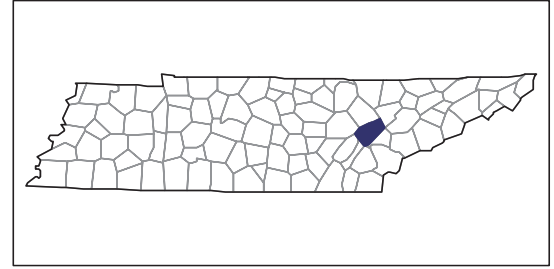
Item	Quantity
Primary occupation:	
Farming	29
Other	41
Days worked off farm:	
None	24
Any	46
Years on present farm:	
2 years or less	4
3 to 4 years	6
5 to 9 years	20
10 years or more	40
Age group:	
Under 45 years	9
45 to 64 years	32
65 years and over	29
Average age of principal operator (years)	61.2

Economic Characteristics

Item	Quantity
Farms by value of sales:	
Less than \$1,000	33
\$1,000 to \$2,499	7
\$2,500 to \$4,999	12
\$5,000 to \$9,999	11
\$10,000 to \$49,999	6
\$50,000 to \$99,999	-
\$100,000 to \$249,999	-
\$250,000 to \$499,999	-
\$500,000 or more	1
Total farm production expenses (\$1,000)	1,501
Average per farm (\$)	21,445
Net cash farm income of operation (\$1,000)	-202
Average per farm (\$)	-2,891
Value of agricultural products sold directly to individuals for human consumption (\$1,000)	-
Total organic product sales (\$1,000)	-
Total income from farm-related sources, gross before taxes and expenses (\$1,000)	171

See "Census of Agriculture, Volume 1, Geographic Area Series" for complete footnotes, explanations, definitions, and methodology.
(D) Cannot be disclosed. (Z) Less than half of the unit shown.

2007 CENSUS OF AGRICULTURE



Roane County – Tennessee

Farms with Spanish, Hispanic, or Latino Operators Compared with All Farms

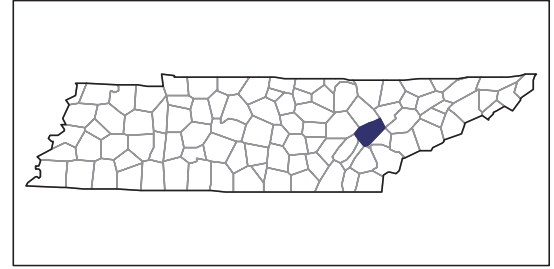
Data are not available at this geographic level for farms with Spanish, Hispanic, or Latino operators.



United States Department of Agriculture
National Agricultural Statistics Service

www.agcensus.usda.gov

2007 CENSUS OF AGRICULTURE



Roane County – Tennessee

Farms with American Indian or Alaska Native Operators Compared with All Farms

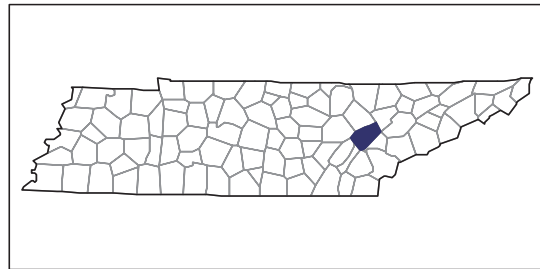
Data are not available at this geographic level for farms with American Indian or Alaska Native operators.



United States Department of Agriculture
National Agricultural Statistics Service

www.agcensus.usda.gov

2007 CENSUS OF AGRICULTURE



Roane County – Tennessee

Farms with Asian Operators Compared with All Farms

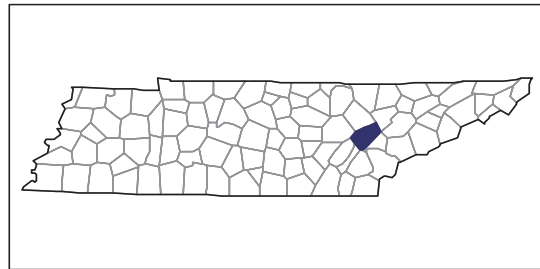
Data are not available at this geographic level for farms with Asian operators.



United States Department of Agriculture
National Agricultural Statistics Service

www.agcensus.usda.gov

2007 CENSUS OF AGRICULTURE



Roane County – Tennessee

Farms with Black or African American Operators Compared with All Farms

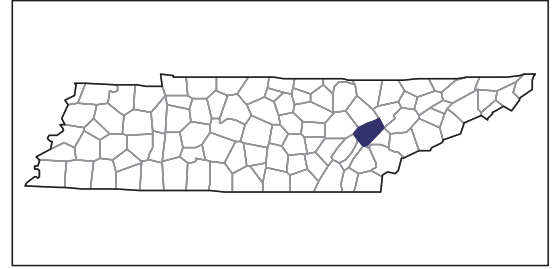
Data are not available at this geographic level for farms with Black or African American operators.



United States Department of Agriculture
National Agricultural Statistics Service

www.agcensus.usda.gov

2007 CENSUS OF AGRICULTURE



Roane County – Tennessee

Farms with Native Hawaiian or Other Pacific Islander Operators Compared with All Farms

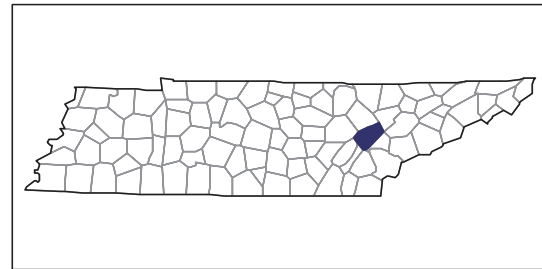
Data are not available at this geographic level for farms with Native Hawaiian or Other Pacific Islander operators.



United States Department of Agriculture
National Agricultural Statistics Service

www.agcensus.usda.gov

2007 CENSUS OF AGRICULTURE



Roane County – Tennessee

Farms with White Operators Compared with All Farms

Data are not available at this geographic level for farms with White operators.



United States Department of Agriculture
National Agricultural Statistics Service

www.agcensus.usda.gov

