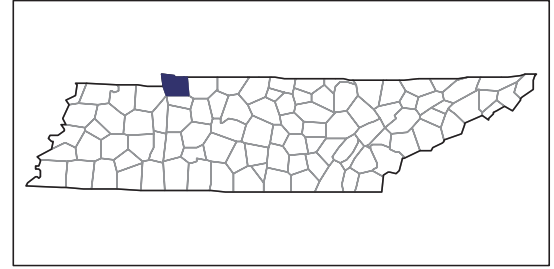


2007 CENSUS OF AGRICULTURE



Stewart County – Tennessee

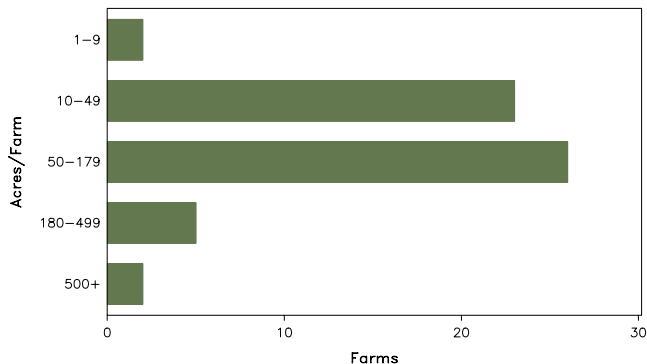
Farms with Women Principal Operators Compared with All Farms

	Women Principal Operators	All Farms
Number of Farms	58	353
Land in Farms	6,008 acres	55,368 acres
Average Size of Farm	104 acres	157 acres
Market Value of Products Sold	\$284,000	\$6,026,000
Crop Sales	\$173,000	(D)
Livestock Sales	\$111,000	(D)
Average Per Farm	\$4,901	\$17,071
Government Payments	\$4,000	\$82,000
Average Per Farm Receiving Payments	\$486	\$2,115

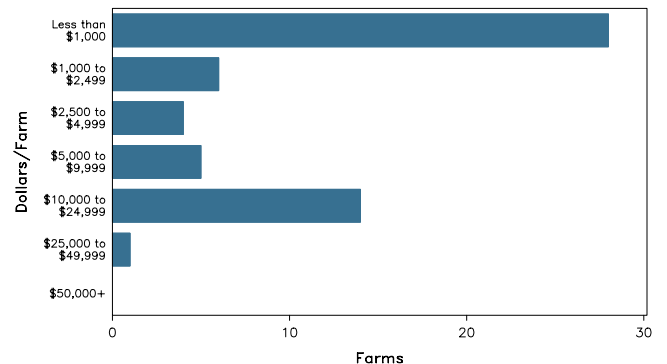
See footnotes on reverse page.

Farms with Women Principal Operators

Farms by Size



Farms by Economic Size



2007 CENSUS OF AGRICULTURE

Stewart County – Tennessee Farms with Women Principal Operators

Selected Highlights

Item	Farms	Quantity
MARKET VALUE OF AGRICULTURAL PRODUCTS SOLD (\$1,000)		
Total value of agricultural products sold	58	284
Value of crops including nursery and greenhouse	21	173
Value of livestock, poultry, and their products	20	111
VALUE OF SALES BY COMMODITY GROUP (\$1,000)		
Grains, oilseeds, dry beans, and dry peas	11	125
Tobacco	1	(D)
Cotton and cottonseed	-	-
Vegetables, melons, potatoes and sweet potatoes	-	-
Fruits, tree nuts, and berries	2	(D)
Nursery, greenhouse, floriculture, and sod	3	(D)
Cut Christmas trees and short rotation woody crops	-	-
Other crops and hay	11	(D)
Poultry and eggs	3	(D)
Cattle and calves	10	94
Milk and other dairy products from cows	-	-
Hogs and pigs	-	-
Sheep, goats, and their products	6	13
Horses, ponies, mules, burros, and donkeys	3	(D)
Aquaculture	-	-
Other animals and other animal products	-	-
TOP CROP ITEMS (acres)		
Forage - land used for all hay and haylage, grass silage, and greenchop	16	1,010
Corn for grain	11	285
Floriculture crops, total	2	(D)
Tobacco	1	(D)
Nursery stock	1	(D)
TOP LIVESTOCK INVENTORY ITEMS (number)		
Cattle and calves	18	449
Goats, all	20	243
Horses and ponies	23	185
Layers	3	51
Sheep and lambs	4	(D)

Operator Characteristics

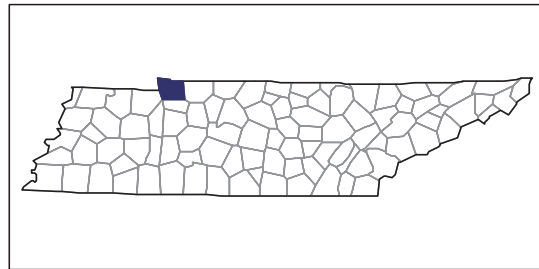
Item	Quantity
Primary occupation:	
Farming	24
Other	34
Days worked off farm:	
None	31
Any	27
Years on present farm:	
2 years or less	6
3 to 4 years	13
5 to 9 years	10
10 years or more	29
Age group:	
Under 45 years	9
45 to 64 years	36
65 years and over	13
Average age of principal operator (years)	56.9

Economic Characteristics

Item	Quantity
Farms by value of sales:	
Less than \$1,000	29
\$1,000 to \$2,499	5
\$2,500 to \$4,999	4
\$5,000 to \$9,999	11
\$10,000 to \$49,999	9
\$50,000 to \$99,999	-
\$100,000 to \$249,999	-
\$250,000 to \$499,999	-
\$500,000 or more	-
Total farm production expenses (\$1,000)	552
Average per farm (\$)	9,519
Net cash farm income of operation (\$1,000)	-228
Average per farm (\$)	-3,925
Value of agricultural products sold directly to individuals for human consumption (\$1,000)	-
Total organic product sales (\$1,000)	-
Total income from farm-related sources, gross before taxes and expenses (\$1,000)	36

See "Census of Agriculture, Volume 1, Geographic Area Series" for complete footnotes, explanations, definitions, and methodology.
(D) Cannot be disclosed. (Z) Less than half of the unit shown.

2007 CENSUS OF AGRICULTURE



Stewart County – Tennessee

Farms with Spanish, Hispanic, or Latino Operators Compared with All Farms

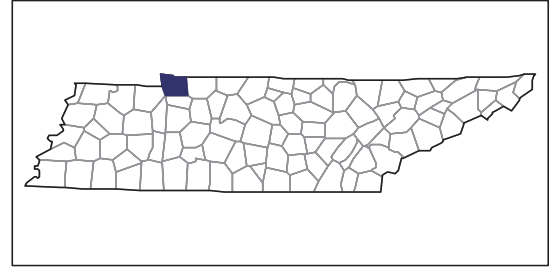
Data are not available at this geographic level for farms with Spanish, Hispanic, or Latino operators.



United States Department of Agriculture
National Agricultural Statistics Service

www.agcensus.usda.gov

2007 CENSUS OF AGRICULTURE



Stewart County – Tennessee

Farms with American Indian or Alaska Native Operators Compared with All Farms

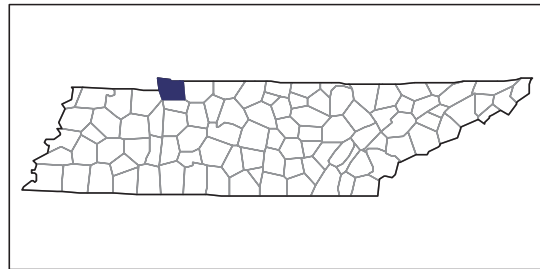
Data are not available at this geographic level for farms with American Indian or Alaska Native operators.



United States Department of Agriculture
National Agricultural Statistics Service

www.agcensus.usda.gov

2007 CENSUS OF AGRICULTURE



Stewart County – Tennessee

Farms with Asian Operators Compared with All Farms

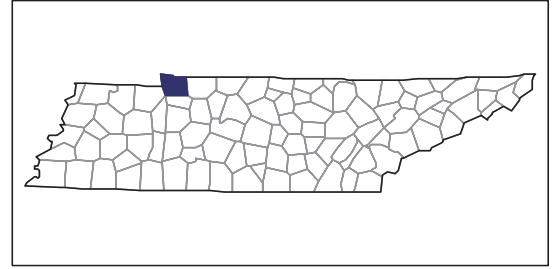
Data are not available at this geographic level for farms with Asian operators.



United States Department of Agriculture
National Agricultural Statistics Service

www.agcensus.usda.gov

2007 CENSUS OF AGRICULTURE



Stewart County – Tennessee

Farms with Black or African American Operators Compared with All Farms

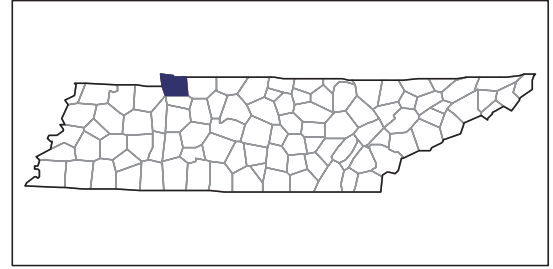
Data are not available at this geographic level for farms with Black or African American operators.



United States Department of Agriculture
National Agricultural Statistics Service

www.agcensus.usda.gov

2007 CENSUS OF AGRICULTURE



Stewart County – Tennessee

Farms with Native Hawaiian or Other Pacific Islander Operators Compared with All Farms

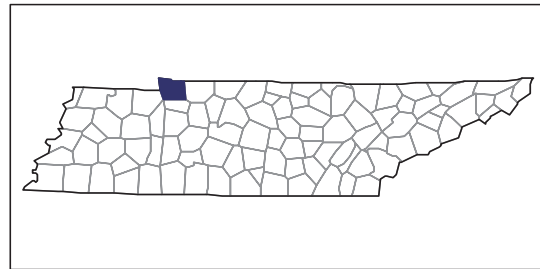
Data are not available at this geographic level for farms with Native Hawaiian or Other Pacific Islander operators.



United States Department of Agriculture
National Agricultural Statistics Service

www.agcensus.usda.gov

2007 CENSUS OF AGRICULTURE



Stewart County – Tennessee

Farms with White Operators Compared with All Farms

Data are not available at this geographic level for farms with White operators.



United States Department of Agriculture
National Agricultural Statistics Service

www.agcensus.usda.gov

