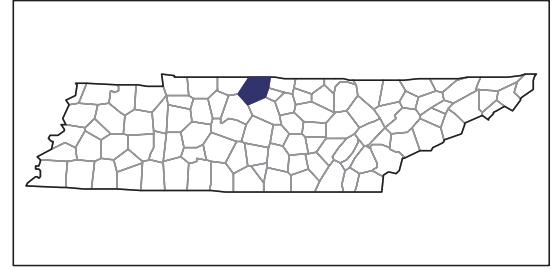


# 2007 CENSUS OF AGRICULTURE



## Sumner County – Tennessee

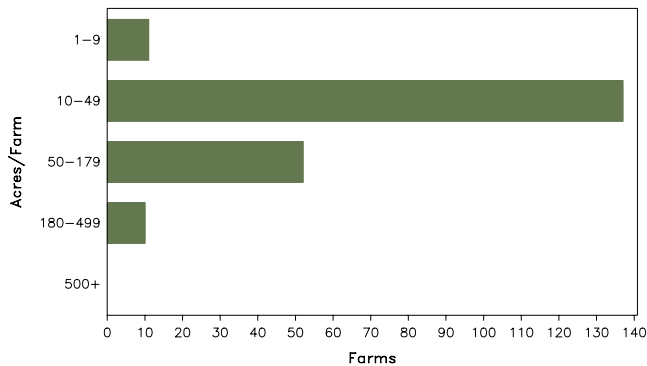
### Farms with Women Principal Operators Compared with All Farms

	Women Principal Operators	All Farms
<b>Number of Farms</b>	210	1,673
<b>Land in Farms</b>	10,065 acres	183,419 acres
<b>Average Size of Farm</b>	48 acres	110 acres
<b>Market Value of Products Sold</b>	\$675,000	\$32,359,000
Crop Sales	\$108,000	\$13,635,000
Livestock Sales	\$566,000	\$18,724,000
Average Per Farm	\$3,213	\$19,342
<b>Government Payments</b>	\$21,000	\$283,000
Average Per Farm Receiving Payments	\$858	\$1,299

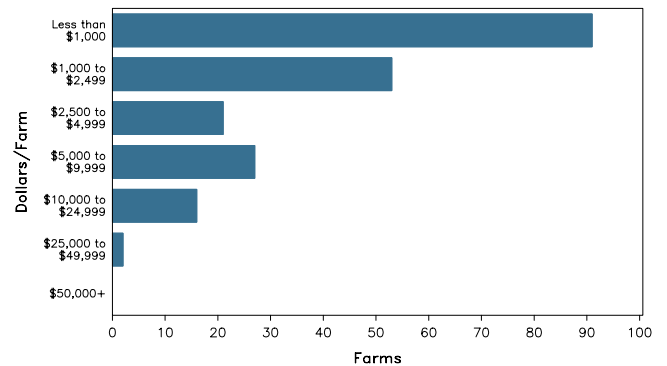
See footnotes on reverse page.

### Farms with Women Principal Operators

Farms by Size



Farms by Economic Size



# 2007 CENSUS OF AGRICULTURE

## Sumner County – Tennessee Farms with Women Principal Operators

### Selected Highlights

Item	Farms	Quantity
<b>MARKET VALUE OF AGRICULTURAL PRODUCTS SOLD (\$1,000)</b>		
Total value of agricultural products sold	210	675
Value of crops including nursery and greenhouse	55	108
Value of livestock, poultry, and their products	100	566
<b>VALUE OF SALES BY COMMODITY GROUP (\$1,000)</b>		
Grains, oilseeds, dry beans, and dry peas	10	(D)
Tobacco	-	-
Cotton and cottonseed	-	-
Vegetables, melons, potatoes and sweet potatoes	1	(D)
Fruits, tree nuts, and berries	4	(D)
Nursery, greenhouse, floriculture, and sod	1	(D)
Cut Christmas trees and short rotation woody crops	-	-
Other crops and hay	40	51
Poultry and eggs	15	9
Cattle and calves	71	(D)
Milk and other dairy products from cows	2	(D)
Hogs and pigs	-	-
Sheep, goats, and their products	13	17
Horses, ponies, mules, burros, and donkeys	19	130
Aquaculture	3	(D)
Other animals and other animal products	1	(D)
<b>TOP CROP ITEMS (acres)</b>		
Forage - land used for all hay and haylage, grass silage, and greenchop	78	1,832
Corn for grain	6	82
Apples	2	(D)
Land in berries	4	8
Peaches, all	2	(D)
<b>TOP LIVESTOCK INVENTORY ITEMS (number)</b>		
Cattle and calves	108	2,003
Goats, all	18	569
Horses and ponies	68	485
Layers	13	290
Pigeons or squab	1	(D)

### Operator Characteristics

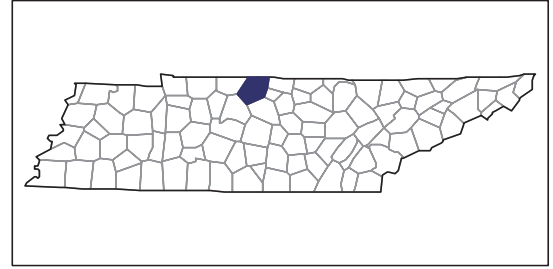
Item	Quantity
Primary occupation:	
Farming	60
Other	150
Days worked off farm:	
None	108
Any	102
Years on present farm:	
2 years or less	14
3 to 4 years	10
5 to 9 years	53
10 years or more	133
Age group:	
Under 45 years	23
45 to 64 years	104
65 years and over	83
Average age of principal operator (years)	61.4

### Economic Characteristics

Item	Quantity
Farms by value of sales:	
Less than \$1,000	93
\$1,000 to \$2,499	54
\$2,500 to \$4,999	20
\$5,000 to \$9,999	25
\$10,000 to \$49,999	18
\$50,000 to \$99,999	-
\$100,000 to \$249,999	-
\$250,000 to \$499,999	-
\$500,000 or more	-
Total farm production expenses (\$1,000)	1,624
Average per farm (\$)	7,732
Net cash farm income of operation (\$1,000)	-640
Average per farm (\$)	-3,049
Value of agricultural products sold directly to individuals for human consumption (\$1,000)	33
Total organic product sales (\$1,000)	(D)
Total income from farm-related sources, gross before taxes and expenses (\$1,000)	288

See "Census of Agriculture, Volume 1, Geographic Area Series" for complete footnotes, explanations, definitions, and methodology.  
(D) Cannot be disclosed. (Z) Less than half of the unit shown.

# 2007 CENSUS OF AGRICULTURE



## Sumner County – Tennessee

### Farms with Spanish, Hispanic, or Latino Operators Compared with All Farms

Data are not available at this geographic level for farms with Spanish, Hispanic, or Latino operators.

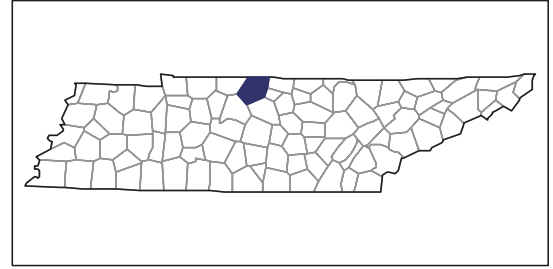


United States Department of Agriculture  
National Agricultural Statistics Service

[www.agcensus.usda.gov](http://www.agcensus.usda.gov)



# 2007 CENSUS OF AGRICULTURE



## Sumner County – Tennessee

### Farms with American Indian or Alaska Native Operators Compared with All Farms

Data are not available at this geographic level for farms with American Indian or Alaska Native operators.

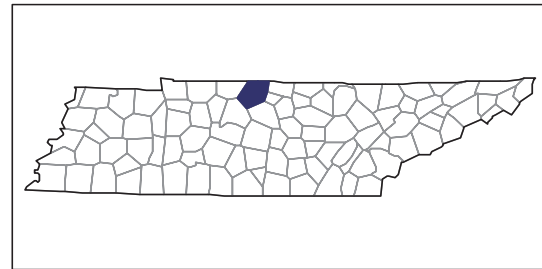


United States Department of Agriculture  
National Agricultural Statistics Service

[www.agcensus.usda.gov](http://www.agcensus.usda.gov)



# 2007 CENSUS OF AGRICULTURE



**Sumner County – Tennessee**

**Farms with Asian Operators  
Compared with All Farms**

**Data are not available at this geographic level for farms with Asian operators.**



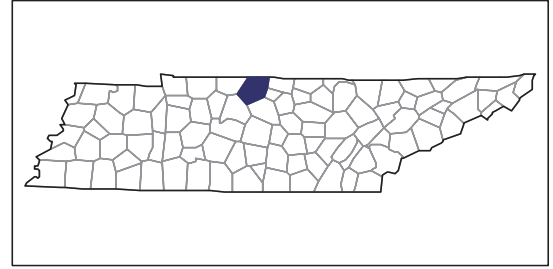
United States Department of Agriculture  
National Agricultural Statistics Service

[www.agcensus.usda.gov](http://www.agcensus.usda.gov)





# 2007 CENSUS OF AGRICULTURE



## Sumner County – Tennessee

### Farms with Black or African American Operators Compared with All Farms

Data are not available at this geographic level for farms with Black or African American operators.

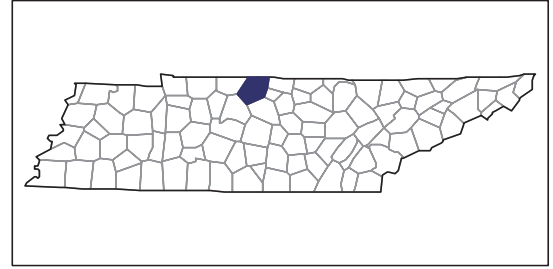


United States Department of Agriculture  
National Agricultural Statistics Service

[www.agcensus.usda.gov](http://www.agcensus.usda.gov)



# 2007 CENSUS OF AGRICULTURE



## Sumner County – Tennessee

### Farms with Native Hawaiian or Other Pacific Islander Operators Compared with All Farms

Data are not available at this geographic level for farms with Native Hawaiian or Other Pacific Islander operators.

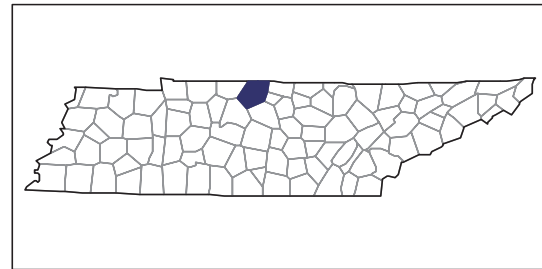


United States Department of Agriculture  
National Agricultural Statistics Service

[www.agcensus.usda.gov](http://www.agcensus.usda.gov)



# 2007 CENSUS OF AGRICULTURE



## Sumner County – Tennessee

### Farms with White Operators Compared with All Farms

Data are not available at this geographic level for farms with White operators.



United States Department of Agriculture  
National Agricultural Statistics Service

[www.agcensus.usda.gov](http://www.agcensus.usda.gov)

