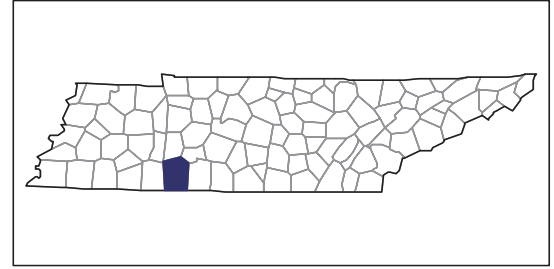


2007 CENSUS OF AGRICULTURE



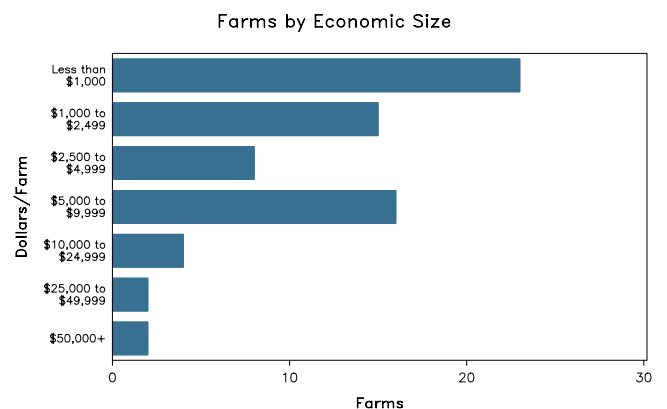
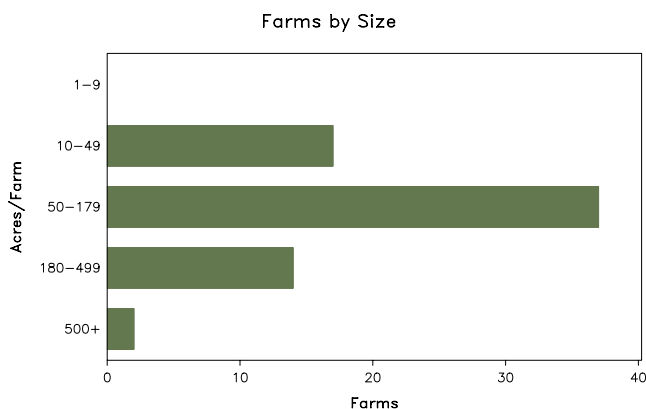
Wayne County – Tennessee

Farms with Women Principal Operators Compared with All Farms

	Women Principal Operators	All Farms
Number of Farms	70	646
Land in Farms	9,475 acres	115,307 acres
Average Size of Farm	135 acres	178 acres
Market Value of Products Sold	\$427,000	\$12,551,000
Crop Sales	\$35,000	\$1,347,000
Livestock Sales	\$392,000	\$11,204,000
Average Per Farm	\$6,104	\$19,429
Government Payments	\$11,000	\$235,000
Average Per Farm Receiving Payments	\$1,083	\$1,401

See footnotes on reverse page.

Farms with Women Principal Operators



2007 CENSUS OF AGRICULTURE

Wayne County – Tennessee Farms with Women Principal Operators

Selected Highlights

Item	Farms	Quantity
MARKET VALUE OF AGRICULTURAL PRODUCTS SOLD (\$1,000)		
Total value of agricultural products sold	70	427
Value of crops including nursery and greenhouse	13	35
Value of livestock, poultry, and their products	40	392
VALUE OF SALES BY COMMODITY GROUP (\$1,000)		
Grains, oilseeds, dry beans, and dry peas	-	-
Tobacco	-	-
Cotton and cottonseed	-	-
Vegetables, melons, potatoes and sweet potatoes	-	-
Fruits, tree nuts, and berries	-	-
Nursery, greenhouse, floriculture, and sod	-	-
Cut Christmas trees and short rotation woody crops	-	-
Other crops and hay	13	35
Poultry and eggs	7	(D)
Cattle and calves	30	(D)
Milk and other dairy products from cows	2	(D)
Hogs and pigs	-	-
Sheep, goats, and their products	5	4
Horses, ponies, mules, burros, and donkeys	1	(D)
Aquaculture	1	(D)
Other animals and other animal products	-	-
TOP CROP ITEMS (acres)		
Forage - land used for all hay and haylage, grass silage, and greenchop	30	1,078
TOP LIVESTOCK INVENTORY ITEMS (number)		
Cattle and calves	39	1,116
Layers	8	330
Goats, all	9	168
Horses and ponies	15	91
Sheep and lambs	1	(D)

Operator Characteristics

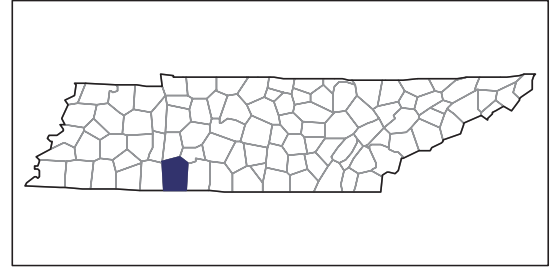
Item	Quantity
Primary occupation:	
Farming	26
Other	44
Days worked off farm:	
None	19
Any	51
Years on present farm:	
2 years or less	6
3 to 4 years	3
5 to 9 years	10
10 years or more	51
Age group:	
Under 45 years	5
45 to 64 years	39
65 years and over	26
Average age of principal operator (years)	60.4

Economic Characteristics

Item	Quantity
Farms by value of sales:	
Less than \$1,000	27
\$1,000 to \$2,499	11
\$2,500 to \$4,999	10
\$5,000 to \$9,999	14
\$10,000 to \$49,999	6
\$50,000 to \$99,999	1
\$100,000 to \$249,999	1
\$250,000 to \$499,999	-
\$500,000 or more	-
Total farm production expenses (\$1,000)	602
Average per farm (\$)	8,594
Net cash farm income of operation (\$1,000)	-66
Average per farm (\$)	-944
Value of agricultural products sold directly to individuals for human consumption (\$1,000)	(D)
Total organic product sales (\$1,000)	-
Total income from farm-related sources, gross before taxes and expenses (\$1,000)	97

See "Census of Agriculture, Volume 1, Geographic Area Series" for complete footnotes, explanations, definitions, and methodology.
(D) Cannot be disclosed. (Z) Less than half of the unit shown.

2007 CENSUS OF AGRICULTURE



Wayne County – Tennessee

Farms with Spanish, Hispanic, or Latino Operators Compared with All Farms

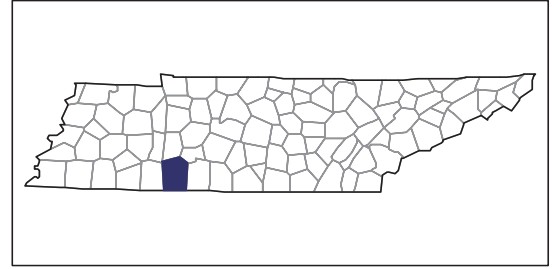
Data are not available at this geographic level for farms with Spanish, Hispanic, or Latino operators.



United States Department of Agriculture
National Agricultural Statistics Service

www.agcensus.usda.gov

2007 CENSUS OF AGRICULTURE



Wayne County – Tennessee

Farms with American Indian or Alaska Native Operators Compared with All Farms

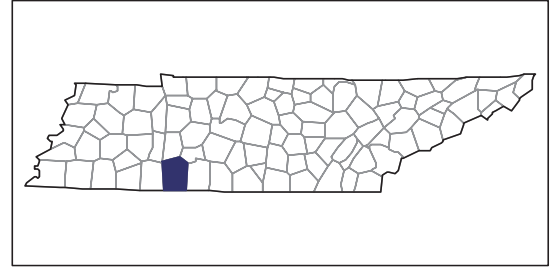
Data are not available at this geographic level for farms with American Indian or Alaska Native operators.



United States Department of Agriculture
National Agricultural Statistics Service

www.agcensus.usda.gov

2007 CENSUS OF AGRICULTURE



Wayne County – Tennessee

Farms with Asian Operators Compared with All Farms

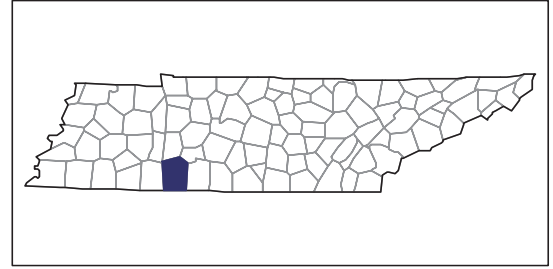
Data are not available at this geographic level for farms with Asian operators.



United States Department of Agriculture
National Agricultural Statistics Service

www.agcensus.usda.gov

2007 CENSUS OF AGRICULTURE



Wayne County – Tennessee

Farms with Black or African American Operators Compared with All Farms

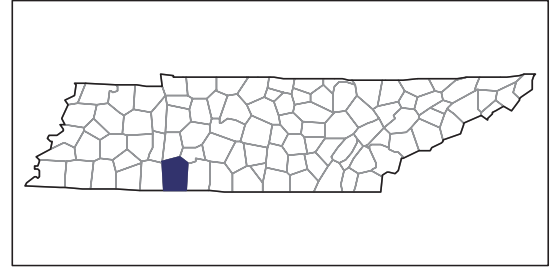
Data are not available at this geographic level for farms with Black or African American operators.



United States Department of Agriculture
National Agricultural Statistics Service

www.agcensus.usda.gov

2007 CENSUS OF AGRICULTURE



Wayne County – Tennessee

Farms with Native Hawaiian or Other Pacific Islander Operators Compared with All Farms

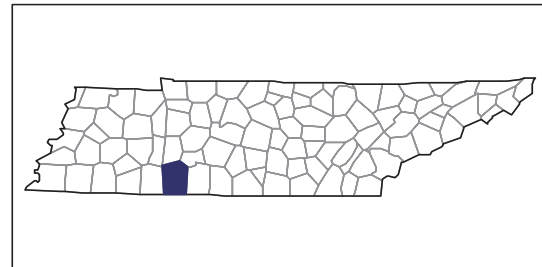
Data are not available at this geographic level for farms with Native Hawaiian or Other Pacific Islander operators.



United States Department of Agriculture
National Agricultural Statistics Service

www.agcensus.usda.gov

2007 CENSUS OF AGRICULTURE



Wayne County – Tennessee

Farms with White Operators Compared with All Farms

Data are not available at this geographic level for farms with White operators.



United States Department of Agriculture
National Agricultural Statistics Service

www.agcensus.usda.gov

