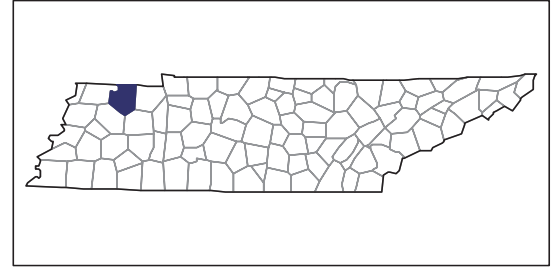


# 2007 CENSUS OF AGRICULTURE



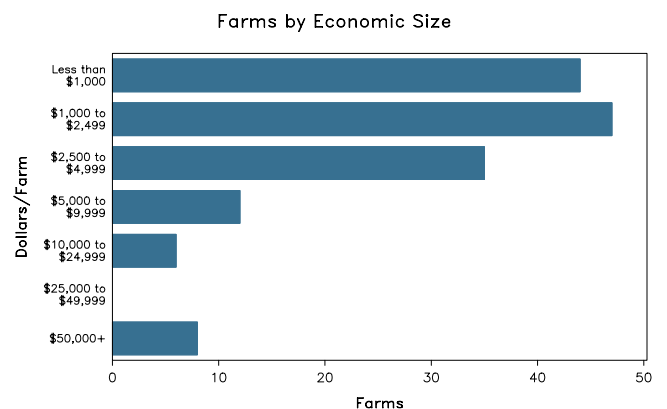
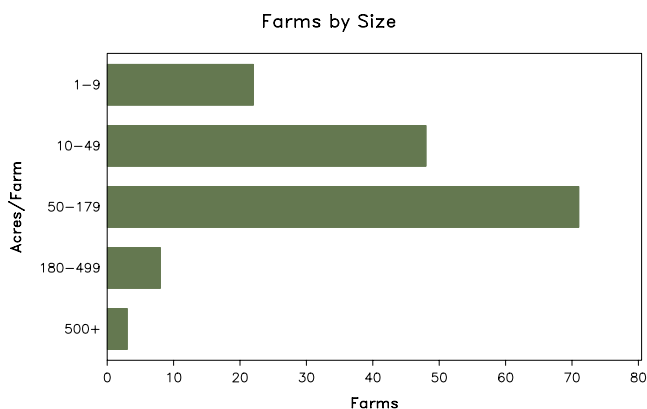
## Weakley County – Tennessee

### Farms with Women Principal Operators Compared with All Farms

	Women Principal Operators	All Farms
<b>Number of Farms</b>	152	1,214
<b>Land in Farms</b>	19,766 acres	255,550 acres
<b>Average Size of Farm</b>	130 acres	211 acres
<b>Market Value of Products Sold</b>	\$4,365,000	\$75,021,000
Crop Sales	(D)	\$46,164,000
Livestock Sales	(D)	\$28,857,000
Average Per Farm	\$28,714	\$61,797
<b>Government Payments</b>	\$434,000	\$3,614,000
Average Per Farm Receiving Payments	\$4,301	\$5,068

See footnotes on reverse page.

### Farms with Women Principal Operators



# 2007 CENSUS OF AGRICULTURE

## Weakley County – Tennessee Farms with Women Principal Operators

### Selected Highlights

Item	Farms	Quantity
<b>MARKET VALUE OF AGRICULTURAL PRODUCTS SOLD (\$1,000)</b>		
Total value of agricultural products sold	152	4,365
Value of crops including nursery and greenhouse	26	(D)
Value of livestock, poultry, and their products	31	(D)
<b>VALUE OF SALES BY COMMODITY GROUP (\$1,000)</b>		
Grains, oilseeds, dry beans, and dry peas	14	(D)
Tobacco	-	-
Cotton and cottonseed	-	-
Vegetables, melons, potatoes and sweet potatoes	2	(D)
Fruits, tree nuts, and berries	-	-
Nursery, greenhouse, floriculture, and sod	2	(D)
Cut Christmas trees and short rotation woody crops	-	-
Other crops and hay	10	13
Poultry and eggs	9	(D)
Cattle and calves	19	(D)
Milk and other dairy products from cows	-	-
Hogs and pigs	4	(D)
Sheep, goats, and their products	7	1
Horses, ponies, mules, burros, and donkeys	2	(D)
Aquaculture	-	-
Other animals and other animal products	3	1
<b>TOP CROP ITEMS (acres)</b>		
Corn for grain	2	(D)
Soybeans for beans	9	(D)
Wheat for grain, all	5	(D)
Forage - land used for all hay and haylage, grass silage, and greenchop	21	527
Vegetables harvested for sale	2	(D)
<b>TOP LIVESTOCK INVENTORY ITEMS (number)</b>		
Broilers and other meat-type chickens	2	(D)
Hogs and pigs	5	3,480
Horses and ponies	32	230
Cattle and calves	21	223
Layers	11	153

### Operator Characteristics

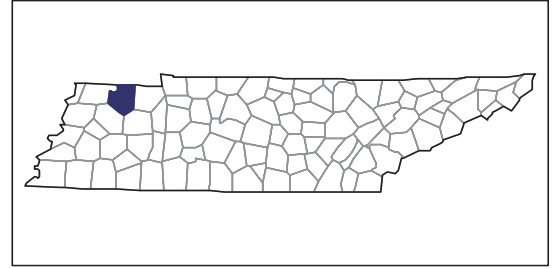
Item	Quantity
Primary occupation:	
Farming	34
Other	118
Days worked off farm:	
None	79
Any	73
Years on present farm:	
2 years or less	8
3 to 4 years	14
5 to 9 years	33
10 years or more	97
Age group:	
Under 45 years	19
45 to 64 years	47
65 years and over	86
Average age of principal operator (years)	65.0

### Economic Characteristics

Item	Quantity
Farms by value of sales:	
Less than \$1,000	117
\$1,000 to \$2,499	11
\$2,500 to \$4,999	7
\$5,000 to \$9,999	3
\$10,000 to \$49,999	6
\$50,000 to \$99,999	2
\$100,000 to \$249,999	4
\$250,000 to \$499,999	1
\$500,000 or more	1
Total farm production expenses (\$1,000)	4,743
Average per farm (\$)	31,202
Net cash farm income of operation (\$1,000)	305
Average per farm (\$)	2,009
Value of agricultural products sold directly to individuals for human consumption (\$1,000)	(D)
Total organic product sales (\$1,000)	-
Total income from farm-related sources, gross before taxes and expenses (\$1,000)	249

See "Census of Agriculture, Volume 1, Geographic Area Series" for complete footnotes, explanations, definitions, and methodology.  
(D) Cannot be disclosed. (Z) Less than half of the unit shown.

# 2007 CENSUS OF AGRICULTURE



## Weakley County – Tennessee

### Farms with Spanish, Hispanic, or Latino Operators Compared with All Farms

Data are not available at this geographic level for farms with Spanish, Hispanic, or Latino operators.

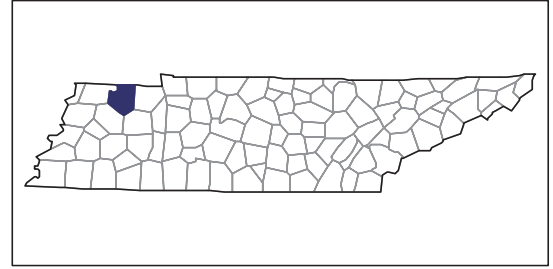


United States Department of Agriculture  
National Agricultural Statistics Service

[www.agcensus.usda.gov](http://www.agcensus.usda.gov)



# 2007 CENSUS OF AGRICULTURE



## Weakley County – Tennessee

### Farms with American Indian or Alaska Native Operators Compared with All Farms

Data are not available at this geographic level for farms with American Indian or Alaska Native operators.

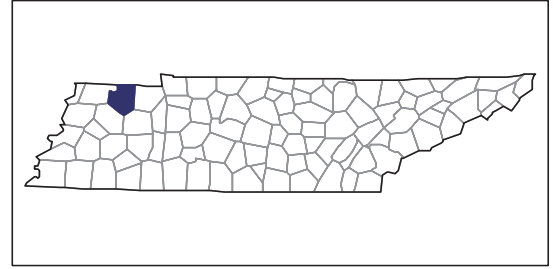


United States Department of Agriculture  
National Agricultural Statistics Service

[www.agcensus.usda.gov](http://www.agcensus.usda.gov)



# 2007 CENSUS OF AGRICULTURE



## Weakley County – Tennessee

### Farms with Asian Operators Compared with All Farms

Data are not available at this geographic level for farms with Asian operators.



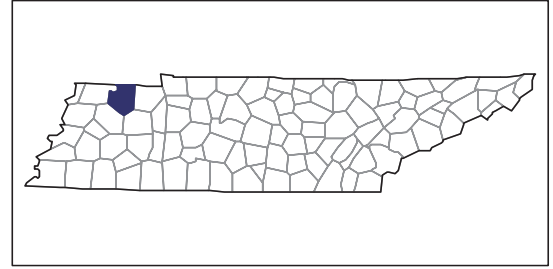
United States Department of Agriculture  
National Agricultural Statistics Service

[www.agcensus.usda.gov](http://www.agcensus.usda.gov)





# 2007 CENSUS OF AGRICULTURE



## Weakley County – Tennessee

### Farms with Black or African American Operators Compared with All Farms

Data are not available at this geographic level for farms with Black or African American operators.

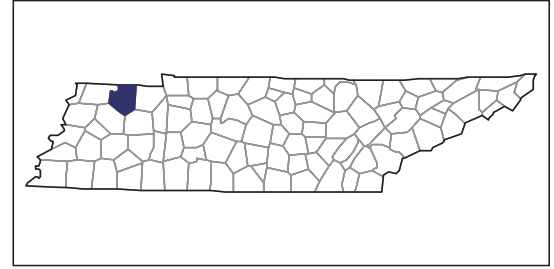


United States Department of Agriculture  
National Agricultural Statistics Service

[www.agcensus.usda.gov](http://www.agcensus.usda.gov)



# 2007 CENSUS OF AGRICULTURE



## Weakley County – Tennessee

### Farms with Native Hawaiian or Other Pacific Islander Operators Compared with All Farms

Data are not available at this geographic level for farms with Native Hawaiian or Other Pacific Islander operators.

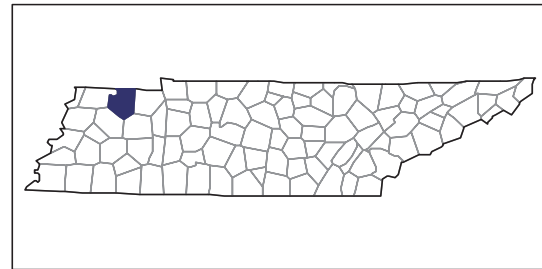


United States Department of Agriculture  
National Agricultural Statistics Service

[www.agcensus.usda.gov](http://www.agcensus.usda.gov)



# 2007 CENSUS OF AGRICULTURE



## Weakley County – Tennessee

### Farms with White Operators Compared with All Farms

Data are not available at this geographic level for farms with White operators.



United States Department of Agriculture  
National Agricultural Statistics Service

[www.agcensus.usda.gov](http://www.agcensus.usda.gov)

