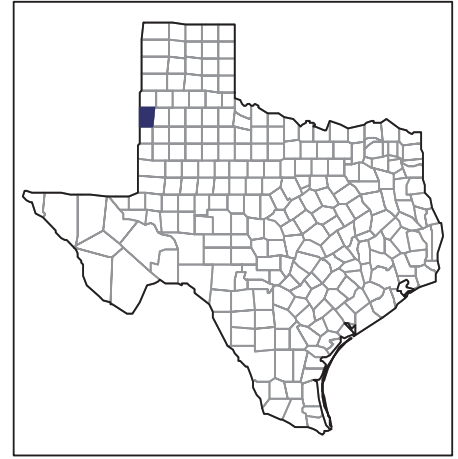


# 2007 CENSUS OF AGRICULTURE



## Bailey County – Texas

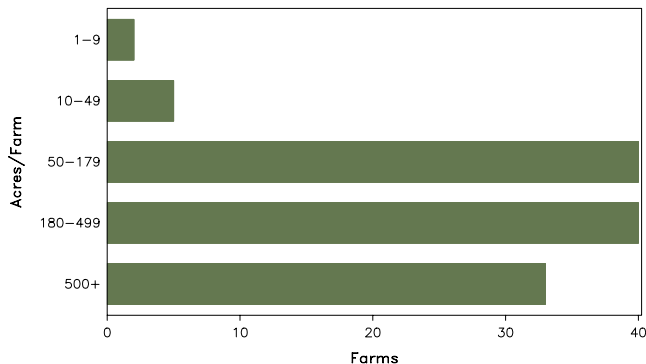
### Farms with Women Principal Operators Compared with All Farms

	Women Principal Operators	All Farms
<b>Number of Farms</b>	120	564
<b>Land in Farms</b>	54,270 acres	476,176 acres
<b>Average Size of Farm</b>	452 acres	844 acres
<b>Market Value of Products Sold</b>	\$2,339,000	\$233,988,000
Crop Sales	\$1,380,000	\$39,280,000
Livestock Sales	\$959,000	\$194,708,000
Average Per Farm	\$19,492	\$414,872
<b>Government Payments</b>	\$1,455,000	\$8,612,000
Average Per Farm Receiving Payments	\$13,350	\$19,843

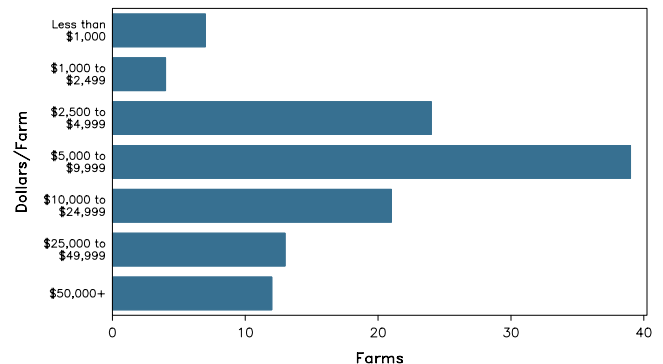
See footnotes on reverse page.

### Farms with Women Principal Operators

Farms by Size



Farms by Economic Size



# 2007 CENSUS OF AGRICULTURE

## Bailey County – Texas Farms with Women Principal Operators

### Selected Highlights

Item	Farms	Quantity
<b>MARKET VALUE OF AGRICULTURAL PRODUCTS SOLD (\$1,000)</b>		
Total value of agricultural products sold	120	2,339
Value of crops including nursery and greenhouse	13	1,380
Value of livestock, poultry, and their products	10	959
<b>VALUE OF SALES BY COMMODITY GROUP (\$1,000)</b>		
Grains, oilseeds, dry beans, and dry peas	9	406
Tobacco	-	-
Cotton and cottonseed	5	(D)
Vegetables, melons, potatoes and sweet potatoes	-	-
Fruits, tree nuts, and berries	1	(D)
Nursery, greenhouse, floriculture, and sod	-	-
Cut Christmas trees and short rotation woody crops	-	-
Other crops and hay	2	(D)
Poultry and eggs	1	(D)
Cattle and calves	9	(D)
Milk and other dairy products from cows	1	(D)
Hogs and pigs	-	-
Sheep, goats, and their products	2	(D)
Horses, ponies, mules, burros, and donkeys	-	-
Aquaculture	-	-
Other animals and other animal products	-	-
<b>TOP CROP ITEMS (acres)</b>		
Cotton, all	5	2,188
Sorghum for grain	5	1,584
Wheat for grain, all	5	(D)
Forage - land used for all hay and haylage, grass silage, and greenchop	3	(D)
Corn for grain	1	(D)
<b>TOP LIVESTOCK INVENTORY ITEMS (number)</b>		
Cattle and calves	11	628
Goats, all	2	(D)
Layers	2	(D)
Broilers and other meat-type chickens	1	(D)
Pullets for laying flock replacement	1	(D)

### Operator Characteristics

Item	Quantity
Primary occupation:	
Farming	20
Other	100
Days worked off farm:	
None	70
Any	50
Years on present farm:	
2 years or less	4
3 to 4 years	19
5 to 9 years	21
10 years or more	76
Age group:	
Under 45 years	6
45 to 64 years	27
65 years and over	87
Average age of principal operator (years)	72.0

### Economic Characteristics

Item	Quantity
Farms by value of sales:	
Less than \$1,000	101
\$1,000 to \$2,499	-
\$2,500 to \$4,999	1
\$5,000 to \$9,999	4
\$10,000 to \$49,999	5
\$50,000 to \$99,999	4
\$100,000 to \$249,999	3
\$250,000 to \$499,999	-
\$500,000 or more	2
Total farm production expenses (\$1,000)	2,262
Average per farm (\$)	18,847
Net cash farm income of operation (\$1,000)	1,794
Average per farm (\$)	14,950
Value of agricultural products sold directly to individuals for human consumption (\$1,000)	(D)
Total organic product sales (\$1,000)	-
Total income from farm-related sources, gross before taxes and expenses (\$1,000)	261

See "Census of Agriculture, Volume 1, Geographic Area Series" for complete footnotes, explanations, definitions, and methodology.  
(D) Cannot be disclosed. (Z) Less than half of the unit shown.

# 2007 CENSUS OF AGRICULTURE



## Bailey County – Texas

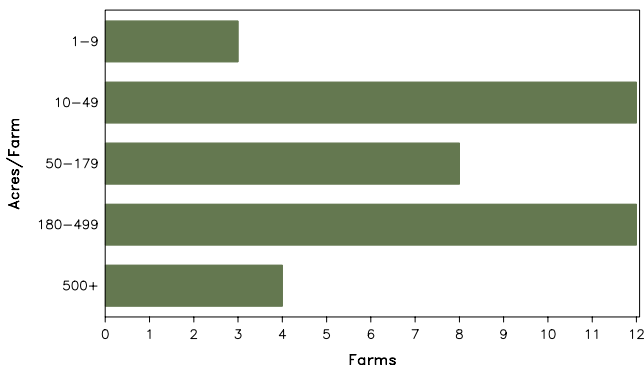
### Farms with Spanish, Hispanic, or Latino Operators Compared with All Farms

	Spanish, Hispanic, or Latino Operators	All Farms
<b>Number of Farm Operators</b> <sup>1</sup>	46	764
<b>Number of Farms</b>	39	564
<b>Land in Farms</b>	9,769 acres	476,176 acres
<b>Average Size of Farm</b>	250 acres	844 acres
<b>Market Value of Products Sold</b>	\$1,429,000	\$233,988,000
Crop Sales	\$1,242,000	\$39,280,000
Livestock Sales	\$187,000	\$194,708,000
Average Per Farm	\$36,630	\$414,872
<b>Government Payments</b>	\$281,000	\$8,612,000
Average Per Farm Receiving Payments	\$12,792	\$19,843

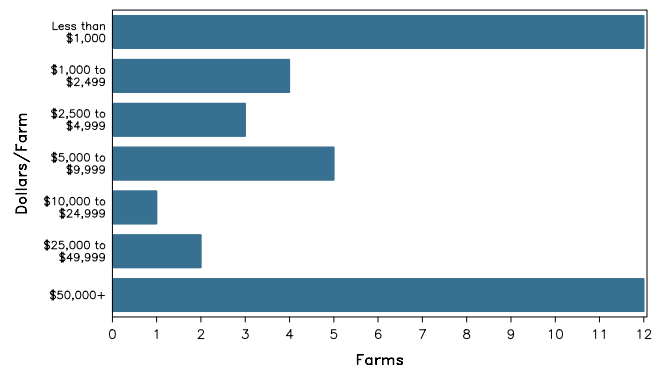
See footnotes on reverse page.

### Farms with Spanish, Hispanic, or Latino Operators

Farms by Size



Farms by Economic Size



# 2007 CENSUS OF AGRICULTURE

## Bailey County – Texas Farms with Spanish, Hispanic, or Latino Operators

### Selected Highlights

Item	Farms	Quantity
<b>MARKET VALUE OF AGRICULTURAL PRODUCTS SOLD (\$1,000)</b>		
Total value of agricultural products sold	39	1,429
Value of crops including nursery and greenhouse	14	1,242
Value of livestock, poultry, and their products	25	187
<b>VALUE OF SALES BY COMMODITY GROUP (\$1,000)</b>		
Grains, oilseeds, dry beans, and dry peas	13	(D)
Tobacco	-	-
Cotton and cottonseed	8	893
Vegetables, melons, potatoes and sweet potatoes	-	-
Fruits, tree nuts, and berries	-	-
Nursery, greenhouse, floriculture, and sod	-	-
Cut Christmas trees and short rotation woody crops	-	-
Other crops and hay	2	(D)
Poultry and eggs	8	(D)
Cattle and calves	15	(D)
Milk and other dairy products from cows	-	-
Hogs and pigs	-	-
Sheep, goats, and their products	6	10
Horses, ponies, mules, burros, and donkeys	-	-
Aquaculture	-	-
Other animals and other animal products	-	-
<b>TOP CROP ITEMS (acres)</b>		
Cotton, all	8	4,024
Sorghum for grain	4	1,116
Wheat for grain, all	7	710
Forage - land used for all hay and haylage, grass silage, and greenchop	7	525
Corn for grain	2	(D)
<b>TOP LIVESTOCK INVENTORY ITEMS (number)</b>		
Cattle and calves	20	664
Goats, all	16	351
Layers	8	118
Sheep and lambs	4	112
Horses and ponies	8	44

### Operator Characteristics

Item	Quantity
Primary occupation:	
Farming	25
Other	21
Days worked off farm:	
None	10
Any	36
Years on present farm:	
2 years or less	10
3 to 4 years	2
5 to 9 years	18
10 years or more	16
Age group:	
Under 45 years	18
45 to 64 years	23
65 years and over	5
Average age (years)	50.0

### Economic Characteristics

Item	Quantity
Farms by value of sales:	
Less than \$1,000	13
\$1,000 to \$2,499	4
\$2,500 to \$4,999	3
\$5,000 to \$9,999	4
\$10,000 to \$49,999	3
\$50,000 to \$99,999	7
\$100,000 to \$249,999	4
\$250,000 to \$499,999	1
\$500,000 or more	-
Total farm production expenses (\$1,000)	1,331
Average per farm (\$)	34,124
Net cash farm income of operation (\$1,000)	448
Average per farm (\$)	11,476
Value of agricultural products sold directly to individuals for human consumption (\$1,000)	(D)
Total organic product sales (\$1,000)	-
Total income from farm-related sources, gross before taxes and expenses (\$1,000)	68

See "Census of Agriculture, Volume 1, Geographic Area Series" for complete footnotes, explanations, definitions, and methodology.

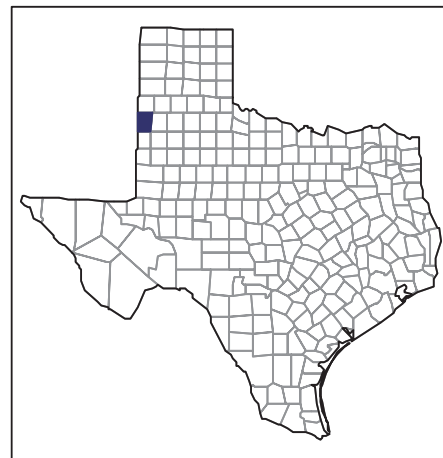
(D) Cannot be disclosed. (Z) Less than half of the unit shown.

<sup>1</sup> Data were collected for a maximum of three operators per farm.

# 2007 CENSUS OF AGRICULTURE

## Bailey County – Texas

### Farms with American Indian or Alaska Native Operators Compared with All Farms



Data are not available at this geographic level for farms with American Indian or Alaska Native operators.



United States Department of Agriculture  
National Agricultural Statistics Service

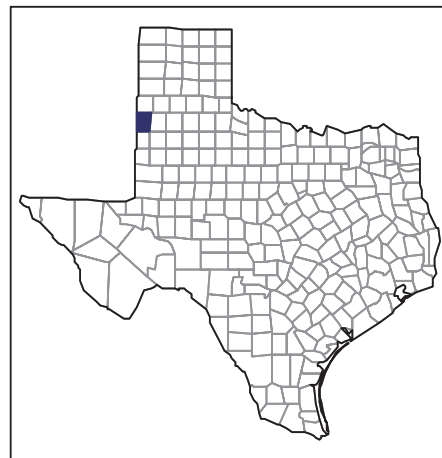
[www.agcensus.usda.gov](http://www.agcensus.usda.gov)



# 2007 CENSUS OF AGRICULTURE

## Bailey County – Texas

### Farms with Asian Operators Compared with All Farms



Data are not available at this geographic level for farms with Asian operators.



United States Department of Agriculture  
National Agricultural Statistics Service

[www.agcensus.usda.gov](http://www.agcensus.usda.gov)

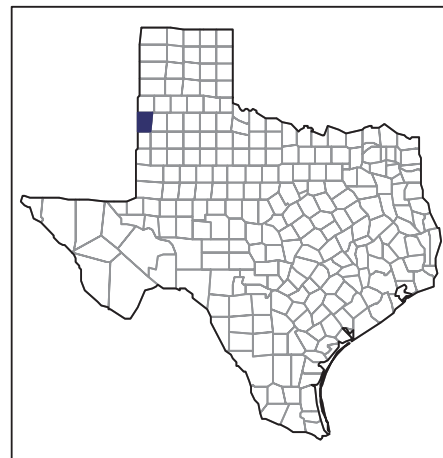




# 2007 CENSUS *OF* AGRICULTURE

## Bailey County – Texas

### Farms with Black or African American Operators Compared with All Farms



Data are not available at this geographic level for farms with Black or African American operators.



United States Department of Agriculture  
National Agricultural Statistics Service

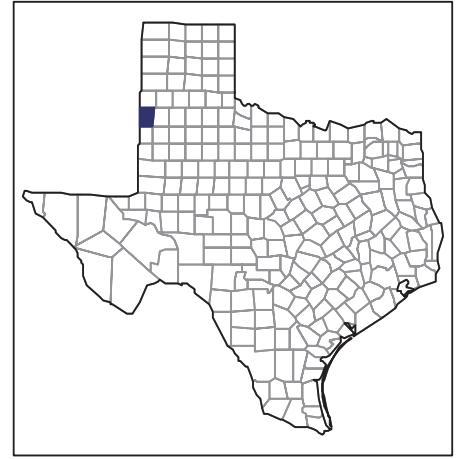
[www.agcensus.usda.gov](http://www.agcensus.usda.gov)



# 2007 CENSUS *OF* AGRICULTURE

## Bailey County – Texas

### Farms with Native Hawaiian or Other Pacific Islander Operators Compared with All Farms



Data are not available at this geographic level for farms with Native Hawaiian or Other Pacific Islander operators.



United States Department of Agriculture  
National Agricultural Statistics Service

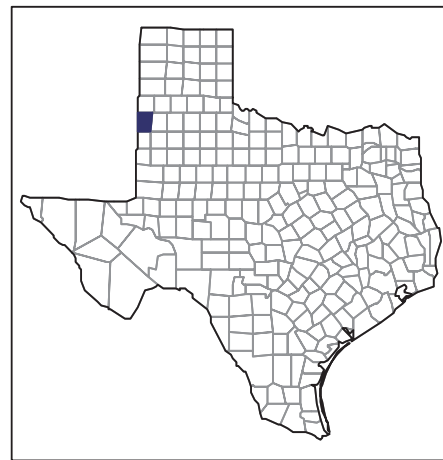
[www.agcensus.usda.gov](http://www.agcensus.usda.gov)



# 2007 CENSUS OF AGRICULTURE

## Bailey County – Texas

### Farms with White Operators Compared with All Farms



Data are not available at this geographic level for farms with White operators.



United States Department of Agriculture  
National Agricultural Statistics Service

[www.agcensus.usda.gov](http://www.agcensus.usda.gov)

